



BATH COLLECTION PRICE LIST

PRICES EFFECTIVE JANUARY 2, 2020



QUESTIONS? CALL CUSTOMER SERVICE
AT (888) 744-7592



At Jacuzzi, service comes first, so we strive to surpass your expectations and be with you every step of the way. Our real, live team of specialists understands our products and will help you shine. We believe using Jacuzzi® luxury products should be a relaxing experience, and are ready to help with anything you need. We see you as an extension of our family, so you can relax knowing that the level of service we deliver matches the superior quality of our brand.

Jacuzzi Customer Service Hours:
6am - 4pm Pacific Time

Prices - All Sales prices listed are effective as of the date of publication of this Price Book and are subject to change at the sole discretion of Jacuzzi without notice.

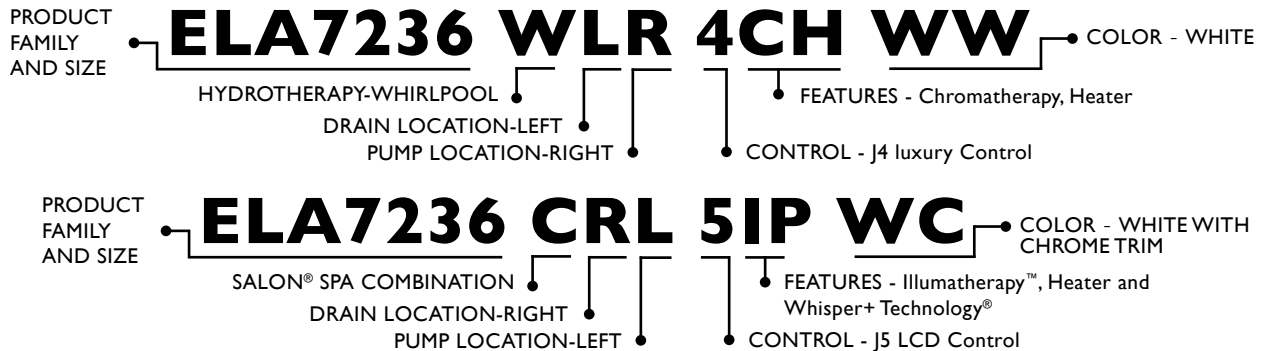
Weight - All weights listed are estimates as of the time of publication of this Price Book. The actual weight of any individual product may vary.

TABLE OF CONTENTS

USING THIS GUIDE	2	BATHTUB FILLERS.....	111
CONTROLS & UPGRADES.....	3	PREMIUM COLLECTION	114
BATHTUB COLLECTION QUICK FIND INDEX	4	BARREA®	115
BATH EXPERIENCES.....	8	MINCIO®	116
ADATTO.....	9	RAZZO™	117
AMALIA.....	10	SALONE®.....	118
AMIGA®	11	BATH OPTIONS & ACCESSORIES.....	119
ARGA™	13	SHOWER BASES.....	127
ARGA™ CLASSIC.....	14	CATALINA®	128
ARIETTA™	15	CATALINA® SEATED END-DRAIN	129
BELLAVISTA™	16	CAYMAN®.....	130
BIANCA®.....	21	SINKS & MEDICINE CABINETS	132
BRAVO™	22	TERMS & CONDITIONS OF SALE.....	135
CAPELLA®	23	FREIGHT TERMS	135
CELESTE™	25	QUICK SHIP PROGRAM.....	135
CETRA®	26	WARRANTY SUMMARY.....	136
CONTENTO®	28	JACUZZI® INDEX BY PRODUCT CODE.....	138
COSI™	29		
DELICATO™	30		
DUETTA®	31		
ELARA® LOW-PROFILE	39		
ELARA®	45		
ELARA® PLUS	58		
ERA™	59		
FIORE™	61		
FUZION®	62		
ILEANA®	71		
KARINA™	72		
LEONORA®	73		
LINEA®	74		
LUNA®	83		
LUXURA®	84		
MAJORA®	85		
MODENA®	86		
NOVA™	87		
RIVA®	90		
ROSALIA®	92		
SERAFINA®	93		
SIA®	94		
STELLA®	96		
SIGNATURE®.....	97		

USING THIS GUIDE

When building your product code, the system is intuitive, with each character having meaning. The examples below show the Product Codes for Elara® 7236 in Whirlpool and Salon® Spa Combination, with varied features:



A key is located with each product listing throughout the book, minimizing the need to flip back and forth between pages. Each product page notes the experiences, upgrades and colors available. At the end of each product family section, accessories related directly to that line are listed—clarifying what is available for each product.

Refer to product pages to identify pricing for the models of your choice. Products are listed in alphabetical order by category. In addition to list pricing, these pages include a summary of key product features, specifications, dimensions, part numbers and product codes.

HYDROTHERAPY EXPERIENCE CODES:	LOCATION CODES:	CONTROL CODES*:	FEATURE CODES:	COLOR CODES**:
B = Bath Soaking A = Pure Air® W = Whirlpool C = Salon® Spa Combination S = Shower P = Swirlpool™	C = Center R = Right L = Left U = Universal F = Right Front X = Not Applicable	X = None 1 = Manual on/off† 2 = J2 Basic Control 4 = J4 luxury Control 5 = J5 LCD Control 6 = J6 Arga™ Control †Manual whirlpool control for all Signature® and Finestra® models *See page 3 for available control options	XX = Not Applicable CX = Chromatherapy CH = Chromatherapy & Heater CW = Chromatherapy, Heater & Whisper IH = Illumatherapy™ & Heater IW = Illumatherapy™, Heater & Whisper HS = Heated Soak HC = Heated Soak & Chromatherapy CP = Chromatherapy & Whisper+ Technology® IP = Illumatherapy™ & Whisper+ Technology®	W = White Y = Oyster B = Black G = Gloss White M = Matte White NOTE: \$125 Upgrade on Oyster \$375 Upgrade on Black \$500 Upgrade on Matte White **Replace last letter in product code with color letter

BATHTUB UPGRADES	LIST UPCHARGE	BATHTUB UPGRADES	LIST UPCHARGE
Heater	\$395	Whisper Technology®	\$205
Chromatherapy	\$475	Whisper+ Technology®	\$595
Illumatherapy™	\$995	Heated Soak	\$795
LCD Control	\$895		

Note: Available features and upgrades vary between product family

CUSTOM ORDERS

Please contact Customer Service for the following custom order opportunities (subject to approval):

- Alternate pump locations • Alternate colors
- Duetta®, Elara®, Fuzion® and Linea® jet trim finishes in Brushed Nickel and Oil-Rubbed Bronze, as well as Chrome for Fuzion®
- 2-panel skirt • Removable skirt

CALL CUSTOMER SERVICE AT (888) 744-7592

Ask for Special Order Desk

CONTROLS & UPGRADES

J2

ELECTRONIC CONTROLS

Features can include:

- On/Off
- Light scroll & dim
- Air volume control (Pure Air® baths only)

WHIRLPOOL



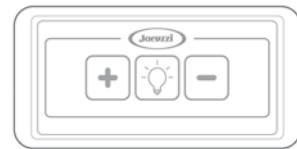
PURE AIR® BATH



WHIRLPOOL WITH CHROMATHERAPY



SOAKER CHROMATHERAPY



J4

ELECTRONIC CONTROLS

Features can include:

- Light scroll & dim
- Wave button
- LED feedback
- Jet/Air volume



SALON® SPA COMBINATION



WHIRLPOOL



PURE AIR® BATH

J5



LCD CONTROL UPGRADE

The LCD control panel visually represents programming changes on a full color screen. Offers the most personalized control experience.

J6



ILLUMINATED GLASS TOUCH CONTROL

The beautiful, soft touch of the illuminated glass touch control activates the Arga™ experiences and gently pivots to reveal the salt mixing chamber.

Note: Manual push-button whirlpool control for all Signature® models

BATHTUB UPGRADES

CHROMATHERAPY

1 or 2 LED light lenses are added to the wall of the bath. Experience full control of colors and light intensity.

ILLUMATHERAPY™

4 large TargetPro™ jets are illuminated from within. Exclusive LED upgrade on jetted bathtubs. Also included with Swirlpool™ jets.

WHISPER TECHNOLOGY®

Noise and vibration reduction for jetted bathtubs.

WHISPER+ TECHNOLOGY®

Brushless motor on vibration-absorbing mount reduces the noise and vibration associated with standard whirlpool baths up to 66%.

HEATED SOAK

Two mini jets circulate warm water continuously for a long relaxing soak.

RAPIDHEAT™ IN-LINE HEATER

Standard on some models, but also available as an upgrade.








































JACUZZI® BATHTUB COLLECTION QUICK FIND INDEX

PRODUCT SIZE

FAMILY	5230	5555	5633	5930	5931	5932	6030	6032	6036	6042	6060	6232	6236	6243	6530	6534	6632	6634	6636	6638	6642	6666	6730	6731	6732	6734	6735	6934	7032	7133	7142	7236	7242	7260	7959				
Adatto™																										•													
Amalia™																										•													
Amiga®																																			•				
Arietta™						•																																	
Arga™																										•													
Arga™ Classic																												•											
Bellavista™											•											•														•			
Bianca®																				•																			
Bravo™																				•																			
Capella®		•									•																												
Celeste™						•																				•				•									
Cetra®								•	•																														
Contento®						•																																	
Così™						•																				•													
Delicato™																										•													
Duetta®										•									•		•															•			
Elara®							•	•	•										•																•		•		
Elara® Plus																																					•		
Era™																				•														•					
Fiore™											•								•																				
Fuzion®																							•												•	•	•		
Ileana®																								•															
Karina™																•																							
Leonora®															•																								
Linea®							•	•	•								•																						
Luna®																											•												
Luxura®							•	•										•																					
Majora®																																					•		
Modena®																				•																			
Nova™										•																											•		
Riva®														•						•																	•		
Rosalia®																		•																					
Serafina®						•																				•													
Sia®																				•																	•		
Stella®						•																				•													
Signature® Rectangle							•	•	•																											•			
Signature® Oval in Rectangle										•																											•		
Signature® Oval						•				•										•						•											•		
Signature® Corner											•																												

JACUZZI® BATHTUB COLLECTION QUICK FIND INDEX

PRODUCT SHAPE

FAMILY	SHAPE	INSTALL	DRAIN LOCATION	PAGE NUMBER
Adatto™		FS	Center	9
Amalia™		FS	Center	10
Amiga®		DI/Skirted	End	11
Arga™		FS	Center	13
Arga™ Classic		FS	Center	14
Arietta™		FS	End	15
Bellavista™		DI	Center	16
Bianca®		FS	End	21
Bravo™		DI/FS	Center	22
Capella®		DI	Center	23
Celeste™		FS	Center	25
Cetra®		DI/Skirted	End	26
Contento®		FS	Center	28
Cosi™		FS	Center	29
Delicato™		FS	Center	30
Duetta®		DI/UM	Center	31
Elara®		DI/UM	End	39
Elara® Plus		DI/UM	Center	58
Era™		FS	Center	59
Fiore™		DI/FS	Center	61
Fuzion®		DI/UM	End/Center	62
Ileana®		FS	End	71
Karina™		FS	Center	72
Leonora®		FS	Center	73
Linea®		Skirted/DI/UM/FS	End	74
Luna®		FS	Center	83
Luxura®		DI	End	84
Majora®		Skirted	End	85
Modena®		FS	Center	86
Nova™		DI/Skirted	End	87
Riva®		DI/UM	End	90
Rosalia®		FS	End	92
Serafina®		FS	Center	93
Sia®		DI/UM	Center	94
Stella®		FS	End	96
Signature®		DI/Skirted	End	97
Signature®		DI/Skirted	End	104
Signature®		DI/FS	End	108
Signature®		DI	Center	109

FS = Freestanding DI = Drop-in UM = Undermount

JACUZZI® BATHTUB COLLECTION QUICK FIND INDEX

PRODUCT DIMENSIONS (IN INCHES EXCEPT LUMBAR ANGLE)

FAMILY/SIZE	Product Length	Product Width	Product Height	Basin Bottom Length	Basin Bottom Width	Soaking Depth	Lumbar Angle	Over-flow Height
Adatto™ 6734	67.0	34.0	24.0	49.5	21.3	17.9	17°	18.2
Amalia™ 6734	67.0	34.0	24.0	49.5	21.0	17.6	20°	17.9
Amiga® 7236	72.0	36.0	20.8	45.0	22.0	15.7	38°	16.9
Arga™ 6934	69.0	34.0	22.0	43.0	15.3	13.8	30°	13.8
Arga™ Classic 6735	67.0	35.0	25.6	40.8	21.2	16.5	19°	16.8
Arietta™ 5932	59.0	32.0	24.8	41.0	21.5	12.5	23°	13.9
Bellavista™ 6060	59.8	59.8	25.0	44.0	44.0	17.7	40°	18.9
Bellavista™ 6642	66.0	42.0	26.0	47.0	25.0	18.8	30°	20.0
Bellavista™ 7242	72.0	42.0	26.0	46.0	25.0	18.8	30°	20.0
Bianca™ 6636	66.0	36.0	24.0	44.7	20.9	18.5	32°	21.0
Bravo™ 6636	65.5	35.6	24.0	46.0	20.3	16.0	18°	20.0
Capella® 5555	55.0	55.0	20.3	50.0	28.0	16.3	41°/25°	17.5
Capella® 6060	60.0	60.0	20.5	44.0	34.0	18.3	33°	19.5
Celeste™ 5932	59.0	31.5	23.3	40.0	20.9	15.5	25°	15.7
Celeste™ 6732	67.0	31.5	23.3	48.0	20.7	15.5	25°	15.7
Celeste™ 7032	70.0	32.0	23.0	49.9	18.2	14.5	29°	14.8
Cetra® 6032	60.0	32.0	21.3	41.5	18.0	16.3	37°	18.5
Cetra® 6036	60.0	36.0	21.3	41.5	22.0	16.8	37°	18.5
Contento® 5932	59.0	32.0	23.0	56.0	23.3	16.4	13°	20.1
Cosi™ 5932	59.1	31.6	23.6	35.5	20.5	16.7	24°	16.9
Cosi™ 6732	66.9	31.6	23.6	43.3	20.5	16.7	26°	16.9
Delicato™ 6732	67.0	32.0	24.0	49.7	19.3	17.9	15°	18.2
Duetta® 6042	60.0	42.0	26.0	39.0	28.0	17.5	20°	17.8
Duetta® 6636	66.0	36.0	26.0	44.0	23.0	17.5	20°	17.9
Duetta® 6642	66.0	42.0	26.0	43.0	28.0	17.5	20°	17.9
Duetta® 7242	72.0	42.0	26.0	49.0	28.0	17.5	20°	17.9
Elara® 6032 Low-Profile	60.0	32.0	19.5	45.0	23.0	15.2	23°	15.5
Elara® 6036 Low-Profile	60.0	36.0	22.5	40.3	21.8	16.2	33°	16.5
Elara® 6042	60.0	42.0	26.0	38.0	26.8	18.6	33°	18.9
Elara® 6636	66.0	36.0	26.0	44.3	20.8	18.6	33°	18.9
Elara® 6636 Low-Profile	66.0	36.0	22.5	46.5	22.0	16.2	33°	16.5
Elara® 7236	72.0	36.0	26.0	51.0	22.0	17.7	33°	18.0
Elara® 7242	72.0	42.0	26.0	50.5	27.0	18.6	33°	18.9
Elara® Plus 7959	79.0	59.0	25.5	45.5	46.3	16.0	37°	17.0
Era™ 6636	66.0	36.0	20.0	41.4	21.7	15.8	25°	17.0
Era™ 7142	71.0	42.0	20.0	44.3	26.9	15.8	24°	17.0
Fiore™ 6232	62.0	32.0	24.1	41.0	20.5	15.7	12°	17.0
Fiore™ 6636	65.5	35.7	24.1	46.0	24.5	16.0	12°	17.0
Fuzion® 6666	65.8	65.8	24.0	42.0	42.0	18.4	36°/16°	16.9
Fuzion® 7236	70.8	35.5	24.0	48.0	21.5	18.3	38°/24°	17.0
Fuzion® 7242	72.0	42.0	24.0	46.0	27.0	16.6	33°/27°	17.0
Fuzion® 7260	71.8	59.8	24.0	49.5	42.0	18.3	36°/24°	16.8
Ileana® 6730	67.0	30.0	24.5	65.0	15.8	17.0	26°	20.0
Karina™ 6534	65.0	34.6	24.0	48.9	24.3	17.5	20°	17.8

JACUZZI® BATHTUB COLLECTION QUICK FIND INDEX
PRODUCT DIMENSIONS (IN INCHES EXCEPT LUMBAR ANGLE)

FAMILY/SIZE	Product Length	Product Width	Product Height	Basin Bottom Length	Basin Bottom Width	Soaking Depth	Lumbar Angle	Over-flow Height
Leonora® 6530	65.0	29.5	23.5	50.5	19.3	13.8	20°	19.7
Linea® 6030	60.0	30.0	19.5-23.0	42.3-45.0	20.8	15.0-16.0	23°-24°	16.5-17.5
Linea® 6032	60.0	32.0	19.5	45.0	23.0	15.0	23°	17.5
Linea® 6036	60.0	36.0	19.5	45.0	27.0	15.0	23°	17.5
Linea® 6632	66.0	32.0	19.0-23.0	48.8-57.9	22.8	14.5-16.0	23°-24°	16.5-16.8
Luna® 6735	67.0	35.0	25.6	40.8	21.2	16.5	19°	16.8
Luxura® 6634	66.0	34.0	20.0	50.3	20.5	16.0	23°	16.8
Majora® 7242	72.0	42.0	19.8	47.0	27.0	16.3	25°	17.5
Modena® 6636	65.5	35.7	24.0	46.0	20.3	16.0	18°	20.0
Nova™ 6042	60.0	42.0	18.5	41.0	27.0	16.3	30°	17.5
Nova™ 7242	72.0	42.0	20.5	50.0	28.0	16.3	34°	17.5
Riva® 6243	62.0	43.0	19.0	41.0	26.0	16.3	30°	17.5
Riva® 6638	66.3	38.3	19.5	45.0	25.0	16.3	29°	17.5
Riva® 7242	72.0	42.0	20.5	50.0	28.0	16.3	36°	17.5
Rosalia® 6634	66.0	34.0	27.4	43.9	17.4	17.0	26°	20.0
Serafina® 5931	59.0	31.5	24.0	36.0	20.0	15.3	24°	15.5
Serafina® 6731	67.0	31.5	24.0	43.5	19.8	15.8	29°	16.0
Sia® 6636	66.0	36.0	24.0	42.5	22.0	16.5	20°	17.8
Sia® 7242	72.0	42.0	24.0	49.0	28.0	16.5	20°	17.8
Stella® 5931	59.0	31.0	28.6	40.4	20.8	16.0	24°	16.3
Stella® 6731	67.0	31.0	28.3	40.5	19.4	15.0	35°	15.3
Signature® Rectangle 6030 Skirted	60.0	30.0	19.0	43.0	20.3	14.0	40°	15.3
Signature® Rectangle 6032 Skirted	60.0	32.0	19.0	43.0	20.3	14.0	40°	15.3
Signature® Rectangle 6036 Skirted	60.0	36.0	19.0	43.0	23.0	14.0	40°	15.3
Signature® Rectangle 6030 Skirted With Armrests	60.0	30.0	19.0	41.5	20.0	14.0	33°	15.3
Signature® Rectangle 6036 Drop-In	60.0	36.0	19.3	41.0	23.0	13.8	33°	15.4
Signature® Rectangle 7236 Drop-In	72.0	36.0	19.3	41.0	20.0	13.8	33°	15.4
Signature® Oval in Rectangle 6042 Skirted	60.0	42.0	19.0	43.0	25.0	12.8	35°	16.3
Signature® Oval in Rectangle 6042 Drop-In	59.0	41.0	21.0	43.0	25.0	15.0	27°	16.3
Signature® Oval in Rectangle 7242 Drop-In	72.0	42.0	21.0	53.0	23.0	15.0	33°	16.3
Signature® Oval 6042 Drop-In	59.0	41.0	21.0	43.0	25.0	15.5	27°	16.3
Signature® Oval 6638 Drop-In	66.0	38.0	19.5	45.0	25.0	15.3	31°	17.5
Signature® Oval 7242 Drop-In	71.0	41.0	21.0	53.0	23.0	15.0	33°	16.3
Signature® Corner 6060 Drop-In	60.0	60.0	22.0	48.0	39.0	15.0	27°	21.0

JACUZZI® BATH EXPERIENCES

S SOAKING

- Proven hydrotherapy in its fundamental form
- Warm water promotes circulation and relaxation
- Ergonomic designs cradle the bather

HS HEATED SOAK

- Two mini jets circulate warm water continuously
- Allows for a longer soak without adding more water
- Heated Soak experience available on select families

PA PURE AIR®

- Invigorating air bubbles provide a gentle massage
- 360-degree air channels create a relaxing, full-body experience
- TLC Thermal Lumbar Comfort™ is a Jacuzzi® Brand exclusive
- Auto-Dri™ cycle activates after bath

WP WHIRLPOOL

- First jet pump commercialized by Jacuzzi in 1956
- Patented TargetPro™ jets for high-flow, low-pressure massage
- Original air and water therapeutic massage
- Customizable jet-flow intensity and direction
- CleanLine® system standard
- Illumatherapy™ and chromatherapy options available

SS SALON® SPA

- Combination of Whirlpool and Pure Air® baths
- Patented TargetPro™ jets for high-flow, low-pressure massage
- Personalized massage options
- RapidHeat™ heater included to keep water warm
- Chromatherapy lighting comes standard
- Auto-Dri™ cycle activates after bath
- Wave Mode goes from maximum- to no-air flow

SP SWIRLPOOL™

- Swirlpool™ jets move water gently around you for a non-targeted hydromassage
- Whisper+ Technology® quietly keeps water warm
- Illumatherapy™ and CleanLine® system standard

ADATTO™

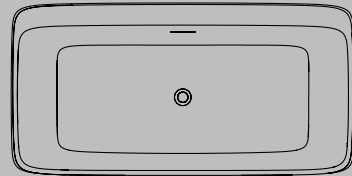
A Signature® Collection Bath

- ADATTO™ 6734
- ACCESSORIES

Deck-mount faucet compatible



ADATTO™ 6734 SIDE VIEW



ADATTO™ 6734 SOAKING BATH

ADATTO™ 6734 ADF6734

 FREESTANDING | 67" L x 34" W x 24" H

Hydrotherapy Experience	Experience	Drain	Equipment Location	Controls	Lighting Availability	Heater	Bathtub Color	Drain Finish	Product Code	Color: See page Note†	List Price
SOAKING BATH - Designed for compatibility with deck mount faucet installation - Integral linear overflow Shipping weight: 175 lb	B	C	X	X	None	No	White	White	ADF6734BCXXXX	G	\$2,665

†Note: An integral linear overflow and toe tap drain kit is included with the bathtub. G stands for White bath/White drain and overflow.

ADATTO™ | ACCESSORIES

Recommended:

Lenire® luxury pillow	LEPI155T	See page 126
Drain alignment kit for freestanding bathtub installations	MZ20000	See page 121

HYDROTHERAPY EXPERIENCE CODES: B = Bath Soaking	LOCATION CODES: C = Center	CONTROL CODES: X = None	FEATURE CODES: XX = Not Applicable	COLOR CODES: G = White bath/White drain and overflow
---	--------------------------------------	-----------------------------------	--	--

AMALIA™

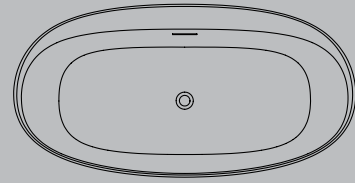
A Signature® Collection Bathtub

- AMALIA™ 6734
- ACCESSORIES

Deck-mount faucet compatible



AMALIA™ 6734 SIDE VIEW



AMALIA™ 6734 SOAKING BATH

AMALIA™ 6734 AMF6734

 FREESTANDING | 67" L x 34" W x 24" H

Hydrotherapy Experience	Experience	Drain	Equipment Location	Controls	Lighting Availability	Heater	Bathtub Color	Drain Finish	Product Code	Color: See page Note†	List Price
SOAKING BATH - Designed for compatibility with deck mount faucet installation - Integral linear overflow Shipping weight: 150 lb	B	C	X	X	None	No	White	White	AMF6734BCXXXX	G	\$2,665

†Note: An integral linear overflow and toe tap drain kit is included with the bathtub. G stands for White bath/White drain and overflow.

AMALIA™ | ACCESSORIES

Recommended:

Lenire® luxury pillow	LEPI155T	See page 126
Drain alignment kit for freestanding bathtub installations	MZ20000	See page 121

HYDROTHERAPY EXPERIENCE CODES:

B = Bath Soaking

LOCATION CODES:

C = Center

CONTROL CODES:

X = None

FEATURE CODES:

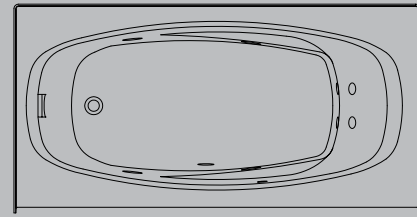
XX = Not Applicable

COLOR CODES:

G = White bath/White drain and overflow

AMIGA®

- AMIGA® 7236
- ACCESSORIES



AMIGA® SKIRTED WHIRLPOOL

AMIGA® 7236 AMI7236

DROP-IN | 72"L x 36"W x 20.75"H

Hydrotherapy Experience	Experience	Drain	Equipment Location	Controls	Lighting Availability	Heater	Whisper Technology®	Product Code	Bathtub Color	List Price W - White Y + \$125 B + \$375
SOAKING BATH Shipping weight: 82 lb	B	U	X	X	None	No	No	AMI7236BUXXXX	W	\$1,314
PURE AIR® BATH - 800w variable-speed heated air blower Shipping weight: 108 lb	A	L	R	2	None	No	No	AMI7236ALR2XX	W	\$2,889
		R	L	2	None	No	No	AMI7236ARL2XX	W	\$2,889
WHIRLPOOL BATH - 4 TargetPro™ jets - 4 AccuPro™ jets Shipping weight: 123 lb	W	L	R	2	None	No	No	AMI7236WLR2XX	W	\$2,889
		L	R	2	None	Yes	No	AMI7236WLR2HX	W	\$3,284
		L	R	2	Chromatherapy	Yes	No	AMI7236WLR2CH	W	\$3,759
		R	L	2	None	No	No	AMI7236WRL2XX	W	\$2,889
		R	L	2	None	Yes	No	AMI7236WRL2HX	W	\$3,284
		R	L	2	Chromatherapy	Yes	No	AMI7236WRL2CH	W	\$3,759

HYDROTHERAPY EXPERIENCE CODES:

B = Bath Soaking
A = Pure Air®
W = Whirlpool

LOCATION CODES:

R = Right
L = Left
U = Universal
X = Not Applicable

CONTROL CODES*:

X = None2 = J2 Basic Control

*See page 3 for available control options

FEATURE CODES:

XX = Not Applicable
HX = Heater
CH = Chromatherapy & Heater

COLOR CODES:**


W = White
Y = Oyster
B = Black

NOTE:
\$125 Upgrade on Oyster
\$375 Upgrade on Black

**Replace last letter in product code with color letter

HYDROTHERAPY EXPERIENCE CODES: B = Bath Soaking A = Pure Air® W = Whirlpool	LOCATION CODES: R = Right L = Left U = Universal X = Not Applicable	CONTROL CODES*: X = None 2 = J2 Basic Control <small>*See page 3 for available control options</small>	FEATURE CODES: XX = Not Applicable HX = Heater CH = Chromatherapy & Heater	COLOR CODES**: W = White Y = Oyster B = Black <small>NOTE: \$125 Upgrade on Oyster \$375 Upgrade on Black</small> <small>**Replace last letter in product code with color letter</small>
---	--	--	--	--

AMIGA® 7236
AMS7236

 SKIRTED | 72"L x 36"W x 20.75"H

Hydrotherapy Experience	Experience	Drain	Equipment Location	Controls	Lighting Availability	Heater	Whisper Technology®	Product Code	Bathtub Color	List Price W - White Y + \$125 B + \$375
SOAKING BATH - Integral skirt with built-in tile flange Shipping weight: 116 lb	B	L	X	X	None	No	No	AMS7236BLXXXX	W	\$1,680
		R	X	X	None	No	No	AMS7236BRXXXX	W	\$1,680
PURE AIR® BATH - 800w variable-speed heated air blower - Integral skirt with built-in tile flange Shipping weight: 121 lb	A	L	R	2	None	No	No	AMS7236ALR2XX	W	\$3,241
		R	L	2	None	No	No	AMS7236ARL2XX	W	\$3,241
WHIRLPOOL BATH - 4 TargetPro™ jets - 4 AccuPro™ jets - Integral skirt with built-in tile flange Shipping weight: 147 lb	W	L	R	2	None	No	No	AMS7236WLR2XX	W	\$3,241
		L	R	2	None	Yes	No	AMS7236WLR2HX	W	\$3,636
		L	R	2	Chromatherapy	Yes	No	AMS7236WLR2CH	W	\$4,111
		R	L	2	None	No	No	AMS7236WRL2XX	W	\$3,241
		R	L	2	None	Yes	No	AMS7236WRL2HX	W	\$3,636
		R	L	2	Chromatherapy	Yes	No	AMS7236WRL2CH	W	\$4,111

Note: Amiga® 7236 Skirted also available with two access panels. Please call Customer Service for custom order.

AMIGA® | ACCESSORIES

Recommended:

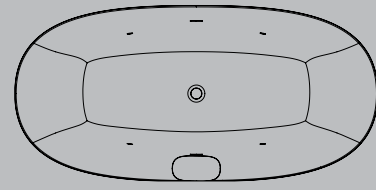
Jet trim kits in Chrome, Brushed Nickel, or Oil-Rubbed Bronze		See page 123
Universal rotary/cable drain kit, 26" cable	HP55	See page 120
Universal deep soak drain kit (Compatible with non-jetted tubs only)	LH33	See page 120
Slip cover drain kit	PG35	See page 120
Tile flange kit	5817	See page 126

ARGA™

- ARGA™ 6934
- ACCESSORIES



ARGA™ 6934 SIDE VIEW



ARGA™ 6934 SWIRLPOOL™

ARGA™ 6934 AGF6934

 FREESTANDING | 69"L x 34"W x 22"H

Hydrotherapy Experience	Experience	Drain	Equipment Location	Controls	Lighting Availability	Whisper+ Technology®	Heater	Color	Finish	Product Code	List Price
SWIRLPOOL™ BATH - 4 Swirlpool™ jets - Proprietary Salt Infuser - Illumatherapy™ - Ultra quiet Whisper+ Technology® standard - Integral linear overflow - Finish-Matched Toe-Tap Drain and Drain alignment kit included Shipping weight: 145 lb	P	C	L	6	Illumatherapy™	Yes	Yes	White	Gloss	AGF6934PCL6IPW	\$7,999
					Illumatherapy™	Yes	Yes	White	Matte	AGF6934PCL6IPM	\$8,499

ARGA™ | ACCESSORIES

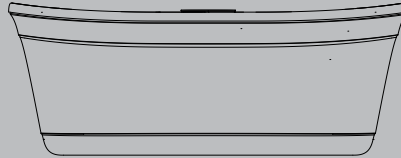
Recommended:

Lenire® luxury pillow	LEPI155T	See page 126
Bathtub/shower shelf	PP58	See page 126

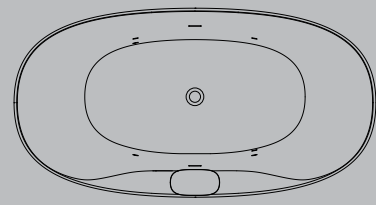
HYDROTHERAPY EXPERIENCE CODES: P = Swirlpool™	LOCATION CODES: C = Center L = Left	CONTROL CODES*: 6 = J6 Arga™ Control	FEATURE CODES: IP = Illumatherapy™ & Whisper+	COLOR CODES**: W = White M = Matte White
**Replace last letter in product code with color letter				

ARGA™ CLASSIC

- ARGA™ CLASSIC 6735
- ACCESSORIES



ARGA™ CLASSIC 6735 SIDE VIEW



ARGA™ CLASSIC 6735 SWIRLPOOL™

ARGA™ CLASSIC 6735 AGF6735

 FREESTANDING | 67" L x 35" W x 26" H

Hydrotherapy Experience	Experience	Drain	Equipment Location	Controls	Lighting Availability	Whisper+ Technology®	Heater	Color	Finish	Product Code	List Price
SWIRLPOOL™ BATH - 6 Swirlpool™ jets - Proprietary Salt Infuser - Illumatherapy™ - Ultra quiet Whisper+ Technology® standard - Integral linear overflow - Finish-Matched Toe-Tap Drain and Drain alignment kit included Shipping weight: 148 lb	P	C	L	6	Illumatherapy™	Yes	Yes	White	Gloss	AGF6735PCL6IPW	\$7,999
					Illumatherapy™	Yes	Yes	White	Matte	AGF6735PCL6IPM	\$8,499

ARGA™ CLASSIC | ACCESSORIES

Recommended:

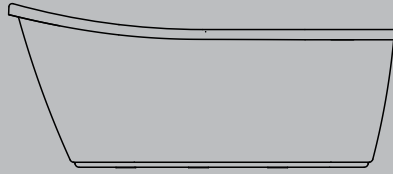
Lenire® luxury pillow	LEPI155T	See page 126
Bathtub/shower shelf	PP58	See page 126

HYDROTHERAPY EXPERIENCE CODES: P = Swirlpool™	LOCATION CODES: C = Center L = Left	CONTROL CODES*: 6 = J6 Arga™ Control	FEATURE CODES: IP = Illumatherapy™ & Whisper+	COLOR CODES**: W = White M = Matte White
				**Replace last letter in product code with color letter

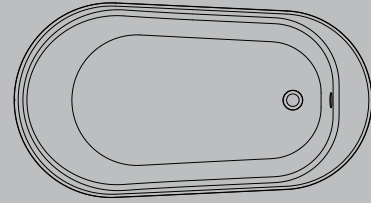
ARIETTA™

- ARIETTA™ 5932
- ACCESSORIES

Deck-mount faucet compatible




ARIETTA™ 5932 SIDE VIEW



ARIETTA™ 5932 SOAKING BATH

ARIETTA™ 5932 ARF5932

 FREESTANDING | 59" L x 32" W x 24.8" H

Hydrotherapy Experience	Experience	Drain	Equipment Location	Controls	Lighting Availability	Product Code	Bathtub Color	List Price
SOAKING BATH Shipping weight: 177 lb	B	U	X	X	None	ARF5932BUXXXX	W	\$2,126
					None	ARF5932BUXXXX	Y	\$2,251

ARIETTA™ FREESTANDING | ACCESSORIES

Recommended:

Universal rotary/cable drain kit, 26" cable	HP55	See page 120
Universal deep soak drain kit (Compatible with non-jetted tubs only)	LH33	See page 120
Slip cover drain kit	PG35	See page 120
Lenire® luxury pillow	LEP1155T	See page 126
Drain alignment kit for freestanding bathtub installations	MZ20000	See page 121
Bathtub/shower shelf	PP58	See page 126

HYDROTHERAPY EXPERIENCE CODES:

B = Bath Soaking

LOCATION CODES:

U = Universal
X = Not Applicable

CONTROL CODES:

X = None

FEATURE CODES:

XX = Not Applicable

COLOR CODES**:

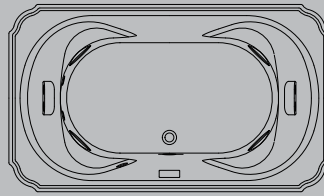
W = White
Y = Oyster

NOTE:
\$125 Upgrade on Oyster
\$375 Upgrade on Black

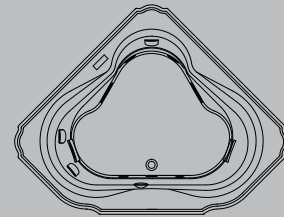
**Replace last letter in product code with color letter

BELLAVISTA™

- BELLAVISTA™ 6642
- BELLAVISTA™ 7242
- BELLAVISTA™ 6060 CORNER
- ACCESSORIES



BELLAVISTA™ WHIRLPOOL



BELLAVISTA™ CORNER WHIRLPOOL

BELLAVISTA™ 6642 BEL6642

DROP-IN | 66"L x 42"W x 26"H

Hydrotherapy Experience	Experience	Drain	Equipment Location	Controls	Lighting Availability	Heater	Whisper Technology®	Product Code	Bathtub Color	List Price W - White Y + \$125 B + \$375
SOAKING BATH Shipping weight: 160 lb	B	C	X	X	None	No	No	BEL6642BCXXXX	W	\$2,203
				2	Chromatherapy	No	No	BEL6642BCX2CX	W	\$2,678
PURE AIR® BATH - 800w variable-speed heated air blower Shipping weight: 200 lb	A	C	R	4	Chromatherapy	No	No	BEL6642ACR4CX	W	\$5,466
				5	Chromatherapy	No	No	BEL6642ACR5CX	W	\$6,361
WHIRLPOOL BATH - 4 TargetPro™ jets - 2 AccuPro™ jets - 4 Rotating neck jets - Whirlpool maintenance heater Shipping weight: 215 lb	W	C	R	4	Chromatherapy	Yes	No	BEL6642WCR4CH	W	\$5,466
				4	Chromatherapy	Yes	Yes	BEL6642WCR4CW	W	\$5,671
				4	Illumatherapy™	Yes	No	BEL6642WCR4IH	W	\$5,986
				4	Illumatherapy™	Yes	Yes	BEL6642WCR4IW	W	\$6,191
				5	Chromatherapy	Yes	No	BEL6642WCR5CH	W	\$6,361
				5	Chromatherapy	Yes	Yes	BEL6642WCR5CW	W	\$6,566
				5	Illumatherapy™	Yes	No	BEL6642WCR5IH	W	\$6,881
				5	Illumatherapy™	Yes	Yes	BEL6642WCR5IW	W	\$7,086
SALON® SPA COMBINATION - 4 TargetPro™ jets - 2 AccuPro™ jets - 4 Rotating neck jets - Whirlpool maintenance heater - 900w variable-speed heated air blower Shipping weight: 247 lb	C	C	R	4	Chromatherapy	Yes	No	BEL6642CCR4CH	W	\$8,624
				4	Chromatherapy	Yes	Yes	BEL6642CCR4CW	W	\$8,829
				4	Illumatherapy™	Yes	No	BEL6642CCR4IH	W	\$9,144
				4	Illumatherapy™	Yes	Yes	BEL6642CCR4IW	W	\$9,349
				5	Chromatherapy	Yes	No	BEL6642CCR5CH	W	\$9,519
				5	Chromatherapy	Yes	Yes	BEL6642CCR5CW	W	\$9,724
				5	Illumatherapy™	Yes	No	BEL6642CCR5IH	W	\$10,039
				5	Illumatherapy™	Yes	Yes	BEL6642CCR5IW	W	\$10,244

HYDROTHERAPY EXPERIENCE CODES:

B = Bath Soaking
A = Pure Air®
W = Whirlpool
C = Salon® Spa Combination

LOCATION CODES:

C = Center
R = Right
L = Left
F = Right Front
X = Not Applicable

CONTROL CODES*:

X = None
2 = J2 Basic Control
4 = J4 luxury Control
5 = J5 LCD Control

*See page 3 for available control options

FEATURE CODES:

XX = Not Applicable
CX = Chromatherapy
CH = Chromatherapy & Heater
CW = Chromatherapy, Heater & Whisper
IH = Illumatherapy™ & Heater
IW = Illumatherapy™, Heater & Whisper

COLOR CODES:**

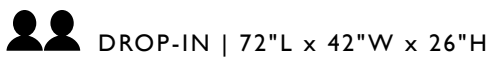
W = White
Y = Oyster
B = Black

NOTE:
\$125 Upgrade on Oyster
\$375 Upgrade on Black

**Replace last letter in product code with color letter

HYDROTHERAPY EXPERIENCE CODES: B = Bath Soaking A = Pure Air® W = Whirlpool C = Salon® Spa Combination	LOCATION CODES: C = Center R = Right L = Left F = Right Front X = Not Applicable	CONTROL CODES*: X = None 2 = J2 Basic Control 4 = J4 Luxury Control 5 = J5 LCD Control <small>*See page 3 for available control options</small>	FEATURE CODES: XX = Not Applicable CX = Chromatherapy CH = Chromatherapy & Heater CW = Chromatherapy, Heater & Whisper IH = Illumatherapy™ & Heater IW = Illumatherapy™, Heater & Whisper	COLOR CODES**: W = White Y = Oyster B = Black <small>NOTE: \$125 Upgrade on Oyster \$375 Upgrade on Black **Replace last letter in product code with color letter</small>
---	--	---	--	---

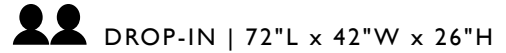
BELLAVISTA™ 7242
BEL7242



Hydrotherapy Experience	Experience	Drain	Equipment Location	Controls	Lighting Availability	Heater	Whisper Technology®	Product Code	Bathtub Color	List Price W - White Y + \$125 B + \$375
SOAKING BATH Shipping weight: 175 lb	B	C	X	X	None	No	No	BEL7242BCXXXX	W	\$2,373
				2	Chromatherapy	No	No	BEL7242BCX2CX	W	\$2,848
PURE AIR® BATH - 800w variable-speed heated air blower Shipping weight: 213 lb	A	C	R	4	Chromatherapy	No	No	BEL7242ACR4CX	W	\$5,571
				5	Chromatherapy	No	No	BEL7242ACR5CX	W	\$6,466
WHIRLPOOL BATH - 4 TargetPro™ jets - 2 AccuPro™ jets - 4 Rotating neck jets - Whirlpool maintenance heater Shipping weight: 217 lb	W	C	R	4	Chromatherapy	Yes	No	BEL7242WCR4CH	W	\$5,571
				4	Chromatherapy	Yes	Yes	BEL7242WCR4CW	W	\$5,776
				4	Illumatherapy™	Yes	No	BEL7242WCR4IH	W	\$6,091
				4	Illumatherapy™	Yes	Yes	BEL7242WCR4IW	W	\$6,296
				5	Chromatherapy	Yes	No	BEL7242WCR5CH	W	\$6,466
				5	Chromatherapy	Yes	Yes	BEL7242WCR5CW	W	\$6,671
				5	Illumatherapy™	Yes	No	BEL7242WCR5IH	W	\$6,986
				5	Illumatherapy™	Yes	Yes	BEL7242WCR5IW	W	\$7,191
	W	C	L	4	Chromatherapy	Yes	No	BEL7242WCL4CH	W	\$5,571
				4	Chromatherapy	Yes	Yes	BEL7242WCL4CW	W	\$5,776
				4	Illumatherapy™	Yes	No	BEL7242WCL4IH	W	\$6,091
				4	Illumatherapy™	Yes	Yes	BEL7242WCL4IW	W	\$6,296
				5	Chromatherapy	Yes	No	BEL7242WCL5CH	W	\$6,466
				5	Chromatherapy	Yes	Yes	BEL7242WCL5CW	W	\$6,671
				5	Illumatherapy™	Yes	No	BEL7242WCL5IH	W	\$6,986
				5	Illumatherapy™	Yes	Yes	BEL7242WCL5IW	W	\$7,191

HYDROTHERAPY EXPERIENCE CODES: B = Bath Soaking A = Pure Air® W = Whirlpool C = Salon® Spa Combination	LOCATION CODES: C = Center R = Right L = Left F = Right Front X = Not Applicable	CONTROL CODES*: X = None 2 = J2 Basic Control 4 = J4 Luxury Control 5 = J5 LCD Control <small>*See page 3 for available control options</small>	FEATURE CODES: XX = Not Applicable CX = Chromatherapy CH = Chromatherapy & Heater CW = Chromatherapy, Heater & Whisper IH = Illumatherapy™ & Heater IW = Illumatherapy™, Heater & Whisper	COLOR CODES**: W = White Y = Oyster B = Black NOTE: \$125 Upgrade on Oyster \$375 Upgrade on Black <small>**Replace last letter in product code with color letter</small>
---	--	---	--	---

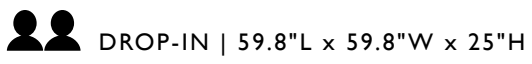
BELLAVISTA™ 7242
BEL7242



Hydrotherapy Experience	Experience	Drain	Equipment Location	Controls	Lighting Availability	Heater	Whisper Technology®	Product Code	Bathtub Color	List Price W - White Y + \$125 B + \$375
SALON® SPA COMBINATION - 4 TargetPro™ jets - 2 AccuPro™ jets - 4 Rotating neck jets - Whirlpool maintenance heater - 900w variable-speed heated air blower Shipping weight: 263 lb	C	C	R	4	Chromatherapy	Yes	No	BEL7242CCR4CH	W	\$8,760
				4	Chromatherapy	Yes	Yes	BEL7242CCR4CW	W	\$8,965
				4	Illumatherapy™	Yes	No	BEL7242CCR4IH	W	\$9,280
				4	Illumatherapy™	Yes	Yes	BEL7242CCR4IW	W	\$9,485
				5	Chromatherapy	Yes	No	BEL7242CCR5CH	W	\$9,655
				5	Chromatherapy	Yes	Yes	BEL7242CCR5CW	W	\$9,860
				5	Illumatherapy™	Yes	No	BEL7242CCR5IH	W	\$10,175
				5	Illumatherapy™	Yes	Yes	BEL7242CCR5IW	W	\$10,380
	C	C	L	4	Chromatherapy	Yes	No	BEL7242CCL4CH	W	\$8,760
				4	Chromatherapy	Yes	Yes	BEL7242CCL4CW	W	\$8,965
				4	Illumatherapy™	Yes	No	BEL7242CCL4IH	W	\$9,280
				4	Illumatherapy™	Yes	Yes	BEL7242CCL4IW	W	\$9,485
				5	Chromatherapy	Yes	No	BEL7242CCL5CH	W	\$9,655
				5	Chromatherapy	Yes	Yes	BEL7242CCL5CW	W	\$9,860
				5	Illumatherapy™	Yes	No	BEL7242CCL5IH	W	\$10,175
				5	Illumatherapy™	Yes	Yes	BEL7242CCL5IW	W	\$10,380

HYDROTHERAPY EXPERIENCE CODES: B = Bath Soaking A = Pure Air® W = Whirlpool C = Salon® Spa Combination	LOCATION CODES: C = Center R = Right L = Left F = Right Front X = Not Applicable	CONTROL CODES*: X = None 2 = J2 Basic Control 4 = J4 luxury Control 5 = J5 LCD Control <small>*See page 3 for available control options</small>	FEATURE CODES: XX = Not Applicable CX = Chromatherapy CH = Chromatherapy & Heater CW = Chromatherapy, Heater & Whisper IH = Illumatherapy™ & Heater IW = Illumatherapy™, Heater & Whisper	COLOR CODES**: W = White Y = Oyster B = Black NOTE: \$125 Upgrade on Oyster \$375 Upgrade on Black <small>**Replace last letter in product code with color letter</small>
---	--	---	--	---


BELLAVISTA™ 6060 CORNER
BEL6060



Hydrotherapy Experience	Experience	Drain	Equipment Location	Controls	Lighting Availability	Heater	Whisper Technology®	Product Code	Bathtub Color	List Price W - White Y + \$125 B + \$375
SOAKING BATH Shipping weight: 155 lb	B	C	X	X	None	No	No	BEL6060BCXXXX	W	\$2,862
				2	Chromatherapy	No	No	BEL6060BCX2CX	W	\$3,337
PURE AIR® BATH - 800w variable-speed heated air blower Shipping weight: 230 lb	A	C	R	4	Chromatherapy	No	No	BEL6060ACR4CX	W	\$5,895
				5	Chromatherapy	No	No	BEL6060ACR5CX	W	\$6,790
WHIRLPOOL BATH - 4 TargetPro™ jets - 3 AccuPro™ jets - 3 Rotating neck jets - Whirlpool maintenance heater Shipping weight: 235 lb	W	C	R	4	Chromatherapy	Yes	No	BEL6060WCR4CH	W	\$5,895
				4	Chromatherapy	Yes	Yes	BEL6060WCR4CW	W	\$6,100
				4	Illumatherapy™	Yes	No	BEL6060WCR4IH	W	\$6,415
				4	Illumatherapy™	Yes	Yes	BEL6060WCR4IW	W	\$6,620
				5	Chromatherapy	Yes	No	BEL6060WCR5CH	W	\$6,790
				5	Chromatherapy	Yes	Yes	BEL6060WCR5CW	W	\$6,995
				5	Illumatherapy™	Yes	No	BEL6060WCR5IH	W	\$7,310
				5	Illumatherapy™	Yes	Yes	BEL6060WCR5IW	W	\$7,515
	W	C	L	4	Chromatherapy	Yes	No	BEL6060WCL4CH	W	\$5,895
				4	Chromatherapy	Yes	Yes	BEL6060WCL4CW	W	\$6,100
				4	Illumatherapy™	Yes	No	BEL6060WCL4IH	W	\$6,415
				4	Illumatherapy™	Yes	Yes	BEL6060WCL4IW	W	\$6,620
				5	Chromatherapy	Yes	No	BEL6060WCL5CH	W	\$6,790
				5	Chromatherapy	Yes	Yes	BEL6060WCL5CW	W	\$6,995
				5	Illumatherapy™	Yes	No	BEL6060WCL5IH	W	\$7,310
				5	Illumatherapy™	Yes	Yes	BEL6060WCL5IW	W	\$7,515

HYDROTHERAPY EXPERIENCE CODES: B = Bath Soaking A = Pure Air® W = Whirlpool C = Salon® Spa Combination	LOCATION CODES: C = Center R = Right L = Left F = Right Front X = Not Applicable	CONTROL CODES*: X = None 2 = J2 Basic Control 4 = J4 luxury Control 5 = J5 LCD Control <small>*See page 3 for available control options</small>	FEATURE CODES: XX = Not Applicable CX = Chromatherapy CH = Chromatherapy & Heater CW = Chromatherapy, Heater & Whisper IH = Illumatherapy™ & Heater IW = Illumatherapy™, Heater & Whisper	COLOR CODES**: W = White Y = Oyster B = Black NOTE: \$125 Upgrade on Oyster \$375 Upgrade on Black <small>**Replace last letter in product code with color letter</small>
---	--	---	--	---

**BELLAVISTA™ 6060 CORNER
BEL6060**

 DROP-IN | 59.8"L x 59.8"W x 25"H

Hydrotherapy Experience	Experience	Drain	Equipment Location	Controls	Lighting Availability	Heater	Whisper Technology®	Product Code	Bath tub Color	List Price W - White Y + \$125 B + \$375
WHIRLPOOL BATH - 4 TargetPro™ jets - 3 AccuPro™ jets - 3 Rotating neck jets - Whirlpool maintenance heater Shipping weight: 235 lb	W	C	F	4	Chromatherapy	Yes	No	BEL6060WCF4CH	W	\$5,895
				4	Chromatherapy	Yes	Yes	BEL6060WCF4CW	W	\$6,100
				4	Illumatherapy™	Yes	No	BEL6060WCF4IH	W	\$6,415
				4	Illumatherapy™	Yes	Yes	BEL6060WCF4IW	W	\$6,620
				5	Chromatherapy	Yes	No	BEL6060WCF5CH	W	\$6,790
				5	Chromatherapy	Yes	Yes	BEL6060WCF5CW	W	\$6,995
				5	Illumatherapy™	Yes	No	BEL6060WCF5IH	W	\$7,310
				5	Illumatherapy™	Yes	Yes	BEL6060WCF5IW	W	\$7,515
SALON® SPA COMBINATION - 4 TargetPro™ jets - 3 AccuPro™ jets - 3 Rotating neck jets - Whirlpool maintenance heater - 900w variable-speed heated air blower Shipping weight: 265 lb	C	C	R	4	Chromatherapy	Yes	No	BEL6060CCR4CH	W	\$9,180
				4	Chromatherapy	Yes	Yes	BEL6060CCR4CW	W	\$9,385
				4	Illumatherapy™	Yes	No	BEL6060CCR4IH	W	\$9,700
				4	Illumatherapy™	Yes	Yes	BEL6060CCR4IW	W	\$9,905
				5	Chromatherapy	Yes	No	BEL6060CCR5CH	W	\$10,075
				5	Chromatherapy	Yes	Yes	BEL6060CCR5CW	W	\$10,280
				5	Illumatherapy™	Yes	No	BEL6060CCR5IH	W	\$10,595
				5	Illumatherapy™	Yes	Yes	BEL6060CCR5IW	W	\$10,800

BELLAVISTA™ | ACCESSORIES

Recommended:

Jet trim kits in Chrome, Brushed Nickel, or Oil-Rubbed Bronze		See page 123
Universal rotary/cable drain kit, 26" cable	HP55	See page 120
Slip cover drain kit	PG35	See page 120
Rotary Drain PVC Drain Kit, 26" Cable (Does not include waste and overflow pipes)	DA34	See page 120
Chromatherapy color light kit — field installed	GD56	See page 126

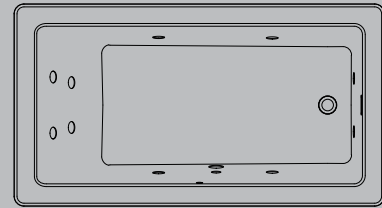
BIANCA®

- BIANCA® 6636
- ACCESSORIES

Re-designed back jet layout for optimal hydromassage



BIANCA® 6636 SIDE VIEW



BIANCA® 6636 WHIRLPOOL

BIANCA® 6636 BIF6636



FREESTANDING | 66" L x 36" W x 24" H

Important: Bianca® bathtubs are only compatible with the MF35 Linear overflow drain.

Hydrotherapy Experience	Experience	Drain	Equipment Location	Controls	Lighting Availability	Heater	Product Code	Bathtub Color	List Price
SOAKING BATH Shipping weight: 192 lb	B	U	X	X	None	No	BIF6636BUXXXX	W	\$3,065
HEATED SOAK Shipping weight: 192 lb	B	U	X	2	None	Yes	BIF6636BUX2HS	W	\$3,860
	B	U	X	2	Chromatherapy	Yes	BIF6636BUX2HC	W	\$4,335

Hydrotherapy Experience	Experience	Drain	Equipment Location	Controls	Lighting Availability	Heater	Whisper+ Technology®	Product Code with White	+ Add Jet Trim Finish Code			
									Color Matched		Upgrade	
									Jet Trim Finish	List Price	Jet Trim Finish (Chrome)	List Price
WHIRLPOOL - 10 SlimPro® jets - Ultra quiet Whisper+ Technology® standard - Drain alignment kit incl. Shipping weight: 276 lb	W	U	R	2	Chromatherapy	Yes	Yes	BIF6636WUR2CPW	W	\$6,999	C	\$7,049

BIANCA® | ACCESSORIES

Required:	Finish	Product Code	List Price
Linear overflow drain kit	White	MF35959	\$119
	Chrome	MF35827	\$119
	Brushed Nickel	MF35826	\$173
	Polished Nickel	MF35824	\$173
	Oil-Rubbed Bronze	MF35845	\$173

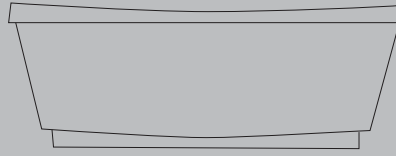
Recommended:	Product Code	See page
Lenire® luxury pillow	LEPI155T	126
Drain alignment kit for freestanding bathtub installations (Included with Bianca® Freestanding Whirlpool)	MZ20000	121
Linear drain waste overflow pressure test kit	ML08000	121
Linear Brass drain kit	MF75000	121

HYDROTHERAPY EXPERIENCE CODES: B = Bath Soaking W = Whirlpool	LOCATION CODES: U = Universal R = Right X = Not Applicable	CONTROL CODES*: X = None 2 = J2 Basic Control	FEATURE CODES: XX = Not Applicable HS = Heated Soak HC = Heated Soak & Chromatherapy CP = Chromatherapy & Whisper+	COLOR CODES**: W = White WC = White Bath/ Chrome Jet Ring WW = White Bath/White Jet Ring
*See page 3 for available control options			**Replace last letter in product code with color letter	

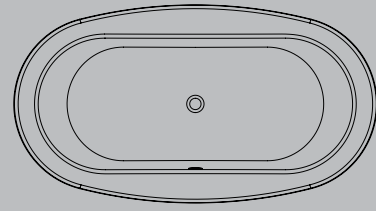
BRAVO™

- BRAVO™ 6636
- ACCESSORIES

Deck-mount faucet compatible



BRAVO™ 6636 SIDE VIEW



BRAVO™ 6636 SOAKING BATH

BRAVO™ 6636 BRF6636

FREESTANDING | 65.5" L x 35.6" W x 24" H

Hydrotherapy Experience	Experience	Drain	Equipment Location	Controls	Lighting Availability	Heater	Product Code	Bathtub Color	List Price
SOAKING BATH Shipping weight: 175 lb	B	C	X	X	None	No	BRF6636BCXXXX	W	\$2,700
					None	No	BRF6636BCXXXX	Y	\$2,825
					None	No	BRF6636BCXXXX	B	\$3,075
HEATED SOAK Shipping weight: 190 lb	B	C	X	2	None	Yes	BRF6636BCX2HS	W	\$3,495
					Chromatherapy	Yes	BRF6636BCX2HC	W	\$3,970
PURE AIR® BATH - Remote 800w variable-speed heated air blower Shipping weight: 169 lb	A	C	X	2	None	No	BRF6636ACX2XX	W	\$4,555
					None	No	BRF6636ACX2XX	Y	\$4,680
					None	No	BRF6636ACX2XX	B	\$4,930

BRAVO™ FREESTANDING | ACCESSORIES

Recommended:

Universal rotary/cable drain kit, 26" cable	HP55	See page 120
Universal deep soak drain kit (Compatible with non-jetted tubs only)	LH33	See page 120
Slip cover drain kit	PG35	See page 120
Lenire® luxury pillow	LEPI155T	See page 126
Drain alignment kit for freestanding bathtub installations	MZ20000	See page 126

HYDROTHERAPY EXPERIENCE CODES:

B = Bath Soaking
A = Pure Air®

LOCATION CODES:

C = Center
X = Not Applicable

CONTROL CODES*:

X = None
2 = J2 Basic Control

FEATURE CODES:

XX = Not Applicable
HS = Heated Soak
HC = Heated Soak & Chromatherapy

COLOR CODES**:

W = White
Y = Oyster
B = Black

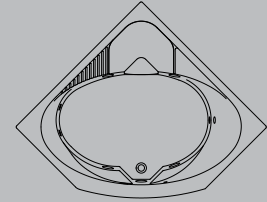
NOTE:
\$125 Upgrade on Oyster
\$375 Upgrade on Black

*See page 3 for available control options

**Replace last letter in product code with color letter

CAPELLA®

- CAPELLA® 5555
- ACCESSORIES



CAPELLA® 5555 DROP-IN WHIRLPOOL

CAPELLA® 5555 CAP5555



DROP-IN | 55"L x 55"W x 20.3"H

	Experience	Drain	Equipment Location	Controls	Lighting Availability	Heater	Whisper Technology®	Product Code	Bathtub Color	List Price W - White Y + \$125 B + \$375
SOAKING BATH - Integral seat Shipping weight: 117 lb	B	C	X	X	None	No	No	CAP5555BCXXXX	W	\$1,552
PURE AIR® BATH - 800w variable-speed heated air blower Shipping weight: 165 lb	A	C	L	2	None	No	No	CAP5555ACL2XX	W	\$3,054
			R	2	None	No	No	CAP5555ACR2XX	W	\$3,054
WHIRLPOOL BATH - Integral seat - 4 TargetPro™ jets - 4 AccuPro™ jets Shipping weight: 190 lb	W	C	R	2	None	No	No	CAP5555WCR2XX	W	\$3,054
				2	None	Yes	No	CAP5555WCR2HX	W	\$3,449
				2	Chromatherapy	Yes	No	CAP5555WCR2CH	W	\$3,924

CAPELLA® | ACCESSORIES

Recommended:

Jet trim kits in Chrome, Brushed Nickel, or Oil-Rubbed Bronze		See page 123
Universal rotary/cable drain kit, 26" cable	HP55	See page 120
Slip cover drain kit	PG35	See page 120
Rotary Drain PVC Drain Kit, 26" Cable (Does not include waste and overflow pipes)	DA34	See page 120
Tile flange kit	5817	See page 126
Chromatherapy color light kit — field installed	GD56	See page 126

HYDROTHERAPY EXPERIENCE CODES:

B = Bath Soaking
A = Pure Air®
W = Whirlpool

LOCATION CODES:

C = Center
R = Right
L = Left
X = Not Applicable

CONTROL CODES*:

X = None
2 = J2 Basic Control

*See page 3 for available control options

FEATURE CODES:

XX = Not Applicable
HX = Heater
CH = Chromatherapy & Heater

COLOR CODES**:

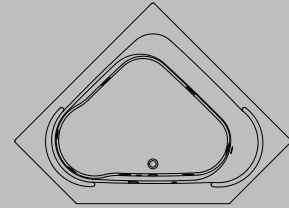
W = White
Y = Oyster
B = Black

NOTE:
\$125 Upgrade on Oyster
\$375 Upgrade on Black

**Replace last letter in product code with color letter

CAPELLA®

- CAPELLA® 6060
- ACCESSORIES



CAPELLA® 6060 DROP-IN WHIRLPOOL

CAPELLA® 6060 CAP6060



DROP-IN | 60"L x 60"W x 20.5"H

Hydrotherapy Experience	Experience	Drain	Equipment Location	Controls	Lighting Availability	Heater	Whisper Technology®	Product Code	Bathub Color	List Price W - White Y + \$125 B + \$375
SOAKING BATH Shipping weight: 117 lb	B	C	X	X	None	No	No	CAP6060BCXXXX	W	\$1,686
PURE AIR® BATH - 800w variable-speed heated air blower Shipping weight: 180 lb	A	C	R	2	None	No	No	CAP6060ACR2XX	W	\$3,306
			L	2	None	No	No	CAP6060ACL2XX	W	\$3,306
WHIRLPOOL BATH - 4 TargetPro™ jets - 4 AccuPro™ jets Shipping weight: 204 lb	W	C	R	2	None	No	No	CAP6060WCR2XX	W	\$3,306
				2	None	Yes	No	CAP6060WCR2HX	W	\$3,701
				2	Chromatherapy	Yes	No	CAP6060WCR2CH	W	\$4,176
			L	2	None	No	No	CAP6060WCL2XX	W	\$3,306
				2	None	Yes	No	CAP6060WCL2HX	W	\$3,701
				2	Chromatherapy	Yes	No	CAP6060WCL2CH	W	\$4,176

CAPELLA® | ACCESSORIES

Recommended:

Jet trim kits in Chrome, Brushed Nickel, or Oil-Rubbed Bronze		See page 123
Universal rotary/cable drain kit, 26" cable	HP55	See page 120
Slip cover drain kit	PG35	See page 120
Rotary Drain PVC Drain Kit, 26" Cable (Does not include waste and overflow pipes)	DA34	See page 120
Tile flange kit	5817	See page 126
Chromatherapy color light kit — field installed	GD56	See page 126

HYDROTHERAPY EXPERIENCE CODES:

B = Bath Soaking
A = Pure Air®
W = Whirlpool

LOCATION CODES:

C = Center
R = Right
L = Left
X = Not Applicable

CONTROL CODES*:

X = None
2 = J2 Basic Control

*See page 3 for available control options

FEATURE CODES:

XX = Not Applicable
HX = Heater
CH = Chromatherapy & Heater

COLOR CODES**:


W = White
Y = Oyster
B = Black

NOTE:
\$125 Upgrade on Oyster
\$375 Upgrade on Black

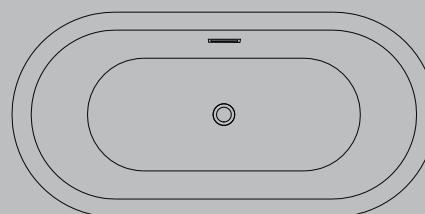
**Replace last letter in product code with color letter

CELESTE™

- CELESTE™ 5932
- CELESTE™ 6732
- CELESTE™ 7032
- ACCESSORIES



CELESTE™ 7032 SIDE VIEW



CELESTE™ 7032 SOAKING BATH

CELESTE™ 5932 CEF5932

FREESTANDING | 59"L x 31.5"W x 23"H

Hydrotherapy Experience	Experience	Drain	Equipment Location	Controls	Lighting Availability	Heater	Bathtub Color	Drain Finish	Product Code	Color: See page Note [†]	List Price
SOAKING BATH - Integral linear overflow Shipping weight: 119 lb	B	C	X	X	None	No	White	Chrome	CEF5932BCXXXX	W	\$2,465
	B	C	X	X	None	No	White	White	CEF5932BCXXXX	G	\$2,465

[†]Note: An integral linear overflow and toe tap drain kit is included with the bathtub. W stands for White bath/Chrome drain and overflow. G stands for White bath/White drain and overflow.

CELESTE™ 6732 CEF6732

FREESTANDING | 67"L x 31.5"W x 23"H

Hydrotherapy Experience	Experience	Drain	Equipment Location	Controls	Lighting Availability	Heater	Bathtub Color	Drain Finish	Product Code	Color: See page Note [†]	List Price
SOAKING BATH - Integral linear overflow Shipping weight: 128 lb	B	C	X	X	None	No	White	Chrome	CEF6732BCXXXX	W	\$2,585
	B	C	X	X	None	No	White	White	CEF6732BCXXXX	G	\$2,585

[†]Note: An integral linear overflow and toe tap drain kit is included with the bathtub. W stands for white bath/chrome drain and overflow. G stands for White bath/White drain and overflow.

CELESTE™ 7032 CEF7032

FREESTANDING | 70"L x 32"W x 23"H

Hydrotherapy Experience	Experience	Drain	Equipment Location	Controls	Lighting Availability	Heater	Bathtub Color	Drain Finish	Product Code	Color: See page Note [†]	List Price
SOAKING BATH - Integral linear overflow Shipping weight: 175 lb	B	C	X	X	None	No	White	Chrome	CEF7032BCXXXX	W	\$2,699
	B	C	X	X	None	No	White	White	CEF7032BCXXXX	G	\$2,699

[†]Note: An integral linear overflow and toe tap drain kit is included with the bathtub. W stands for White bath/Chrome drain and overflow. G stands for White bath/White drain and overflow.

CELESTE™ | ACCESSORIES

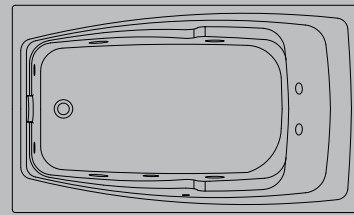
Recommended:

Lenire® luxury pillow	LEPI155T	See page 126
Drain alignment kit for freestanding bathtub installations	MZ20000	See page 121
Bath/shower shelf	PP58	See page 126

HYDROTHERAPY EXPERIENCE CODES: B = Bath Soaking	LOCATION CODES: C = Center X = Not Applicable	CONTROL CODES: X = None	FEATURE CODES: XX = Not Applicable	COLOR CODES: W = White bath/ Chrome drain & overflow G = White bath/ White drain & overflow
---	--	-----------------------------------	--	--

CETRA®

- CETRA® 6032
- CETRA® 6036
- ACCESSORIES



CETRA® DROP-IN WHIRLPOOL

CETRA® 6032 CET6032

DROP-IN | 60"L x 32"W x 21.25"H

Hydrotherapy Experience	Experience	Drain	Equipment Location	Controls	Lighting Availability	Heater	Whisper Technology®	Product Code	Bathtub Color	List Price W - White Y + \$125 B + \$375
SOAKING BATH Shipping weight: 82 lb	B	U	X	X	None	No	No	CET6032BUXXXX	W	\$1,067
PURE AIR® BATH - 800w variable-speed heated air blower Shipping weight: 114 lb	A	L	R	2	None	No	No	CET6032ALR2XX	W	\$2,308
		R	L	2	None	No	No	CET6032ARL2XX	W	\$2,308
WHIRLPOOL BATH - 4 TargetPro™ jets - 4 AccuPro™ jets Shipping weight: 121 lb	W	L	R	2	None	No	No	CET6032WLR2XX	W	\$2,308
		L	R	2	None	Yes	No	CET6032WLR2HX	W	\$2,703
		L	R	2	Chromatherapy	Yes	No	CET6032WLR2CH	W	\$3,178
		R	L	2	None	No	No	CET6032WRL2XX	W	\$2,308
		R	L	2	None	Yes	No	CET6032WRL2HX	W	\$2,703
		R	L	2	Chromatherapy	Yes	No	CET6032WRL2CH	W	\$3,178

CETRA® 6032 CTS6032

SKIRTED | 60"L x 32"W x 21.25"H

Hydrotherapy Experience	Experience	Drain	Equipment Location	Controls	Lighting Availability	Heater	Whisper Technology®	Product Code	Bathtub Color	List Price W - White Y + \$125 B + \$375
SOAKING BATH - Integral skirt with built-in tile flange Shipping weight: 105 lb	B	L	X	X	None	No	No	CTS6032BLXXXX	W	\$1,296
		R	X	X	None	No	No	CTS6032BRXXXX	W	\$1,296
PURE AIR® BATH - 800w variable-speed heated air blower Shipping weight: 99 lb	A	L	R	2	None	No	No	CTS6032ALR2XX	W	\$2,545
		R	L	2	None	No	No	CTS6032ARL2XX	W	\$2,545
WHIRLPOOL BATH - 4 TargetPro™ jets - 4 AccuPro™ jets - Integral skirt with built-in tile flange Shipping weight: 130 lb	W	L	R	2	None	No	No	CTS6032WLR2XX	W	\$2,545
		L	R	2	None	Yes	No	CTS6032WLR2HX	W	\$2,940
		L	R	2	Chromatherapy	Yes	No	CTS6032WLR2CH	W	\$3,415
		R	L	2	None	No	No	CTS6032WRL2XX	W	\$2,545
		R	L	2	None	Yes	No	CTS6032WRL2HX	W	\$2,940
		R	L	2	Chromatherapy	Yes	No	CTS6032WRL2CH	W	\$3,415

Note: Cetra® 6032 Skirted also available with two access panels. Please call Customer Service for custom order.


HYDROTHERAPY EXPERIENCE CODES: B = Bath Soaking A = Pure Air® W = Whirlpool	LOCATION CODES: R = Right L = Left U = Universal X = Not Applicable	CONTROL CODES*: X = None 2 = J2 Basic Control	FEATURE CODES: XX = Not Applicable HX = Heater CH = Chromatherapy & Heater	COLOR CODES**: W = White Y = Oyster B = Black NOTE: \$125 Upgrade on Oyster \$375 Upgrade on Black
---	--	--	--	---

*See page 3 for available control options

**Replace last letter in product code with color letter


HYDROTHERAPY EXPERIENCE CODES: B = Bath Soaking A = Pure Air® W = Whirlpool	LOCATION CODES: R = Right L = Left U = Universal X = Not Applicable	CONTROL CODES*: X = None 2 = J2 Basic Control <small>*See page 3 for available control options</small>	FEATURE CODES: XX = Not Applicable HX = Heater CH = Chromatherapy & Heater	COLOR CODES**: W = White Y = Oyster B = Black <small>NOTE: \$125 Upgrade on Oyster \$375 Upgrade on Black **Replace last letter in product code with color letter</small>
---	--	--	--	---

CETRA® 6036
CET6036

 **DROP-IN | 60"L x 36"W x 21.25"H**

Hydrotherapy Experience	Experience	Drain	Equipment Location	Controls	Lighting Availability	Heater	Whisper Technology®	Product Code	Bathtub Color	List Price W - White Y + \$125 B + \$375
SOAKING BATH Shipping weight: 82 lb	B	U	X	X	None	No	No	CET6036BUXXXX	W	\$1,068
PURE AIR® BATH - 800w variable-speed heated air blower Shipping weight: 92 lb	A	L	R	2	None	No	No	CET6036ALR2XX	W	\$2,307
		R	L	2	None	No	No	CET6036ARL2XX	W	\$2,307
WHIRLPOOL BATH - 4 TargetPro™ jets - 4 AccuPro™ jets Shipping weight: 110 lb	W	L	R	2	None	No	No	CET6036WLR2XX	W	\$2,307
		L	R	2	None	Yes	No	CET6036WLR2HX	W	\$2,702
		L	R	2	Chromatherapy	Yes	No	CET6036WLR2CH	W	\$3,177
		R	L	2	None	No	No	CET6036WRL2XX	W	\$2,307
		R	L	2	None	Yes	No	CET6036WRL2HX	W	\$2,702
		R	L	2	Chromatherapy	Yes	No	CET6036WRL2CH	W	\$3,177

CETRA® 6036
CTS6036

 **SKIRTED | 60"L x 36"W x 21.25"H**

Hydrotherapy Experience	Experience	Drain	Equipment Location	Controls	Lighting Availability	Heater	Whisper Technology®	Product Code	Bathtub Color	List Price W - White Y + \$125 B + \$375
SOAKING BATH - Integral skirt with built-in tile flange Shipping weight: 100 lb	B	L	X	X	None	No	No	CTS6036BLXXXX	W	\$1,296
		R	X	X	None	No	No	CTS6036BRXXXX	W	\$1,296
PURE AIR® BATH - 800w variable-speed heated air blower Shipping weight: 105 lb	A	L	R	2	None	No	No	CTS6036ALR2XX	W	\$2,546
		R	L	2	None	No	No	CTS6036ARL2XX	W	\$2,546
WHIRLPOOL BATH - 4 TargetPro™ jets - 4 AccuPro™ jets - Integral skirt with built-in tile flange Shipping weight: 142 lb	W	L	R	2	None	No	No	CTS6036WLR2XX	W	\$2,546
		L	R	2	None	Yes	No	CTS6036WLR2HX	W	\$2,941
		L	R	2	Chromatherapy	Yes	No	CTS6036WLR2CH	W	\$3,416
		R	L	2	None	No	No	CTS6036WRL2XX	W	\$2,546
		R	L	2	None	Yes	No	CTS6036WRL2HX	W	\$2,941
		R	L	2	Chromatherapy	Yes	No	CTS6036WRL2CH	W	\$3,416

CETRA® | ACCESSORIES

Recommended:

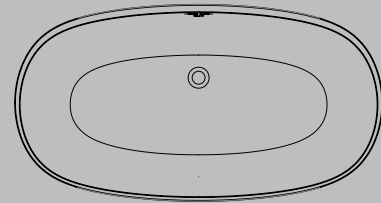
Jet trim kits in Chrome, Brushed Nickel, or Oil-Rubbed Bronze		See page 123
Universal rotary/cable drain kit, 26" cable	HP55	See page 120
Universal deep soak drain kit (Compatible with non-jetted tubs only)	LH33	See page 120
Slip cover drain kit	PG35	See page 120
Tile flange kit	5817	See page 126
Chromatherapy color light kit — field installed	GD56	See page 126

CONTENTO®

- CONTENTO® 5932
- ACCESSORIES



CONTENTO® 5932 SIDE VIEW



CONTENTO® 5932 SOAKING BATH

CONTENTO® 5932 COF5932

FREESTANDING | 59" L x 32" W x 23" H

Hydrotherapy Experience	Experience	Drain	Equipment Location	Controls	Lighting Availability	Color	Inside Finish	Outside Finish	Product Code	List Price
SOAKING BATH - Luxecast® Solid Surface - Integral linear overflow Shipping weight: 471 lb	B	C	X	X	None	White	Gloss	Gloss	COF5932BCXXXXG	\$4,995
					None	White	Matte	Matte	COF5932BCXXXXM	\$4,995

Note: An integral linear overflow and white texture-matched toe tap drain kit is included with the bathtub.

CONTENTO® | ACCESSORIES


Recommended:

Contento® Sink	COVI612	See page 133
Lenire® luxury pillow	LEPI155T	See page 126
Drain alignment kit for freestanding bathtub installations	MZ20000	See page 121
Bath/shower shelf	PP58	See page 126

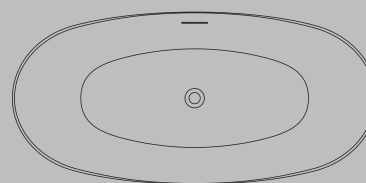
<p>HYDROTHERAPY EXPERIENCE CODES:</p> <p>B = Bath Soaking</p>	<p>LOCATION CODES:</p> <p>C = Center</p>	<p>CONTROL CODES:</p> <p>X = None</p>	<p>FEATURE CODES:</p> <p>XX = Not Applicable</p>	<p>COLOR CODES:</p> <p>G = Gloss White M = Matte White</p>
--	---	--	---	---

COSI™

- COSI™ 5932
- COSI™ 6732
- ACCESSORIES



COSI™ SIDE VIEW



COSI™ SOAKING BATH


COSI™ 5932 CSF5932

 FREESTANDING | 59" L x 32" W x 23.6" H

Hydrotherapy Experience	Experience	Drain	Equipment Location	Controls	Lighting Availability	Heater	Bathtub Color	Drain Finish	Product Code	Color: See page Note†	List Price
SOAKING BATH - Integral linear overflow Shipping weight: 169 lb	B	C	X	X	None	No	White	White	CSF5932BCXXXX	G	\$2,205

†Note: An integral linear overflow drain kit is included with the bathtub. G stands for White bath/White drain and Overflow.

COSI™ 6732 CSF6732

 FREESTANDING | 67" L x 32" W x 23.6" H

Hydrotherapy Experience	Experience	Drain	Equipment Location	Controls	Lighting Availability	Heater	Bathtub Color	Drain Finish	Product Code	Color: See page Note†	List Price
SOAKING BATH - Integral linear overflow Shipping weight: 169 lb	B	C	X	X	None	No	White	White	CSF6732BCXXXX	G	\$2,499

†Note: An integral linear overflow and toe tap drain kit is included with the bathtub. G stands for White bath/White drain and overflow.

COSI™ | ACCESSORIES


Recommended:

Lenire® luxury pillow	LEPI155T	See page 126
Drain alignment kit for freestanding bathtub installations	MZ20000	See page 121
Bath/shower shelf	PP58	See page 126

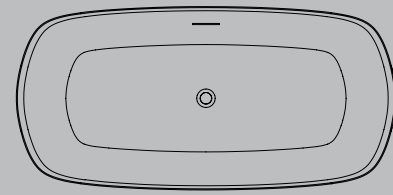
HYDROTHERAPY EXPERIENCE CODES: B = Bath Soaking	LOCATION CODES: C = Center	CONTROL CODES: X = None	FEATURE CODES: XX = Not Applicable	COLOR CODES: G = White bath/ White drain & overflow
---	--------------------------------------	-----------------------------------	--	--

DELICATO™

- DELICATO™ 6732
- ACCESSORIES



DELICATO™ 6732 SIDE VIEW



DELICATO™ 6732 SOAKING BATH

DELICATO™ 6732 DEF6732

 FREESTANDING | 67"L x 32"W x 24"H

Hydrotherapy Experience	Experience	Drain	Equipment Location	Controls	Lighting Availability	Heater	Bathtub Color	Drain Finish	Product Code	Color: see page note†	List Price
SOAKING BATH - Integral linear overflow Shipping weight: 150 lb	B	C	X	X	None	No	White	Chrome	DEF6732BCXXXX	W	\$2,750
	B	C	X	X	None	No	White	White	DEF6732BCXXXX	G	\$2,750

†Note: An integral linear overflow and toe tap drain kit is included with the bathtub. W stands for White bath/Chrome drain and overflow. G stands for White bath/White drain and overflow.

DELICATO™ | ACCESSORIES

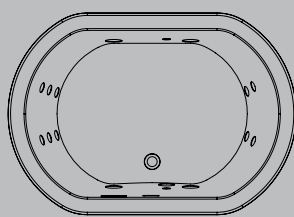
Recommended:

Lenire® luxury pillow	LEPI155T	See page 126
Drain alignment kit for freestanding bathtub installations	MZ20000	See page 121
Bath/shower shelf	PP58	See page 126

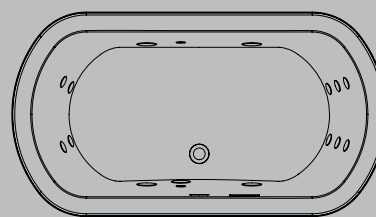
HYDROTHERAPY EXPERIENCE CODES: B = Bath Soaking	LOCATION CODES: C = Center	CONTROL CODES: X = None	FEATURE CODES: XX = Not Applicable	COLOR CODES: W = White bath/Chrome drain & overflow G = White bath/White drain & overflow
---	--------------------------------------	-----------------------------------	--	--

DUETTA®

- DUETTA® 6042
- DUETTA® 6636
- DUETTA® 6642
- DUETTA® 7242
- ACCESSORIES



DUETTA® 6042 WHIRLPOOL



DUETTA® 6636 WHIRLPOOL

DUETTA® 6042 DUE6042



DROP-IN or UNDERMOUNT | 60"L x 42"W x 26"H

Important: Duetta® bathtubs are only compatible with the MF35 linear overflow drain.

Hydrotherapy Experience	Experience	Drain	Equipment Location	Controls	Lighting Availability	Heater	Whisper+ Technology®	Product Code	Bathtub Color	List Price W - White Y + \$125*
SOAKING BATH Shipping weight: 150 lb	B	C	X	X	None	No	No	DUE6042BCXXXX	W	\$1,789
				2	Chromatherapy	No	No	DUE6042BCX2CX	W	\$2,264
HEATED SOAK Shipping weight: 150 lb	B	C	R	2	None	Yes	No	DUE6042BCR2HS	W	\$2,584
				2	Chromatherapy	Yes	No	DUE6042BCR2HC	W	\$3,059
PURE AIR® BATH - 800w variable-speed heated air blower Shipping weight: 207 lb	A	C	R	2	None	No	No	DUE6042ACR2XX	W	\$4,957
				4	Chromatherapy	No	No	DUE6042ACR4CX	W	\$5,432

*Heated Soak baths are available in White only

DUETTA® | ACCESSORIES

Required:	Finish	Product Code	List Price
Linear overflow drain kit	White	MF35959	\$119
	Chrome	MF35827	\$119
	Brushed Nickel	MF35826	\$173
	Polished Nickel	MF35824	\$173
	Oil-Rubbed Bronze	MF35845	\$173

Recommended:

Chromatherapy color light kit — field installed	GD56	See page 126
Linear drain waste overflow pressure test kit	ML08000	See page 121
Linear Brass drain kit	MF75000	See page 121

HYDROTHERAPY EXPERIENCE CODES:

B = Bath Soaking
A = Pure Air®
W = Whirlpool
C = Salon® Spa Combination

LOCATION CODES:

C = Center
R = Right
X = Not Applicable

CONTROL CODES*:

X = None
2 = J2 Basic Control
4 = J4 luxury Control
5 = J5 LCD Control

FEATURE CODES:

XX = Not Applicable
CX = Chromatherapy
CH = Chromatherapy & Heater
HS = Heated Soak
HC = Heated Soak & Chromatherapy
CP = Chromatherapy & Whisper+
IP = Illumatherapy™ & Whisper+

COLOR CODES**:

Soaking & Pure Air® Baths:
W = White
Y = Oyster

Whirlpool & Salon® Spa Baths
WW = White Tub/White Trim
YY = Oyster Tub/Oyster Trim
WC = White Tub/Chrome Trim
YC = Oyster Tub/Chrome Trim

NOTE:
\$125 Upgrade on Oyster
\$50 Upgrade on Chrome Trim

**Replace last letter in product code with color letter(s)

*See page 3 for available control options

HYDROTHERAPY EXPERIENCE CODES: B = Bath Soaking A = Pure Air® W = Whirlpool C = Salon® Spa Combination	LOCATION CODES: C = Center R = Right X = Not Applicable	CONTROL CODES*: X = None 2 = J2 Basic Control 4 = J4 Luxury Control 5 = J5 LCD Control	FEATURE CODES: XX = Not Applicable CX = Chromatherapy CH = Chromatherapy & Heater HS = Heated Soak HC = Heated Soak & Chromatherapy CP = Chromatherapy & Whisper+ IP = Illumatherapy™ & Whisper+	COLOR CODES**: Soaking & Pure Air® Baths: W = White Y = Oyster Whirlpool & Salon® Spa Baths WW = White Tub/White Trim YY = Oyster Tub/Oyster Trim WC = White Tub/Chrome Trim YC = Oyster Tub/Chrome Trim NOTE: \$125 Upgrade on Oyster \$50 Upgrade on Chrome Trim **Replace last letter in product code with color letter(s)
---	---	---	--	--

*See page 3 for available control options

**Replace last letter in product code with color letter(s)

DUETTA® 6042
DUE6042



DROP-IN or UNDERMOUNT | 60"L x 42"W x 26"H

Important: Duetta® bathtubs are only compatible with the MF35 linear overflow drain.

Hydrotherapy Experience	Experience	Drain	Equipment Location	Controls	Lighting Availability	Heater	Whisper+ Technology®	Bathtub Color	Product Code with Bath Color	+ Add Jet Trim Finish Code			
										Color Matched		Upgrade	
										Jet Trim Finish	List Price	Jet Trim Finish (Chrome)	List Price
WHIRLPOOL - 10 SlimPro® jets - 4 TargetPro™ jets - Ultra quiet Whisper+ Technology® upgrade available Shipping weight: 205 lb	W	C	R	2	None	No	No	White	DUE6042WCR2XXW	W	\$4,957	C	\$5,007
				2	None	No	No	Oyster	DUE6042WCR2XXY	Y	\$5,082	C	\$5,132
				2	None	Yes	No	White	DUE6042WCR2HXW	W	\$5,352	C	\$5,402
				2	None	Yes	No	Oyster	DUE6042WCR2HXY	Y	\$5,477	C	\$5,527
				4	Chromatherapy	Yes	No	White	DUE6042WCR4CHW	W	\$5,827	C	\$5,877
				4	Chromatherapy	Yes	No	Oyster	DUE6042WCR4CHY	Y	\$5,952	C	\$6,002
				4	Chromatherapy	Yes	Yes	White	DUE6042WCR4CPW	W	\$6,422	C	\$6,472
				4	Chromatherapy	Yes	Yes	Oyster	DUE6042WCR4CPY	Y	\$6,547	C	\$6,597
				4	Illumatherapy™	Yes	Yes	White	DUE6042WCR4IPW	W	\$6,942	C	\$6,992
				4	Illumatherapy™	Yes	Yes	Oyster	DUE6042WCR4IPY	Y	\$7,067	C	\$7,117
SALON® SPA COMBINATION - 10 SlimPro® jets - 4 TargetPro™ jets - Ultra quiet Whisper+ Technology® upgrade available - 900w variable-speed heated air blower Shipping weight: 225 lb	C	C	R	4	Chromatherapy	Yes	No	White	DUE6042CCR4CHW	W	\$9,076	C	\$9,126
				4	Chromatherapy	Yes	No	Oyster	DUE6042CCR4CHY	Y	\$9,201	C	\$9,251
				4	Chromatherapy	Yes	Yes	White	DUE6042CCR4CPW	W	\$9,671	C	\$9,721
				4	Chromatherapy	Yes	Yes	Oyster	DUE6042CCR4CPY	Y	\$9,796	C	\$9,846
				5	Chromatherapy	Yes	No	White	DUE6042CCR5CHW	W	\$9,971	C	\$10,021
				5	Chromatherapy	Yes	No	Oyster	DUE6042CCR5CHY	Y	\$10,096	C	\$10,146
				4	Illumatherapy™	Yes	Yes	White	DUE6042CCR4IPW	W	\$10,191	C	\$10,241
				4	Illumatherapy™	Yes	Yes	Oyster	DUE6042CCR4IPY	Y	\$10,316	C	\$10,366
				5	Chromatherapy	Yes	Yes	White	DUE6042CCR5CPW	W	\$10,566	C	\$10,616
				5	Chromatherapy	Yes	Yes	Oyster	DUE6042CCR5CPY	Y	\$10,691	C	\$10,741
				5	Illumatherapy™	Yes	Yes	White	DUE6042CCR5IPW	W	\$11,086	C	\$11,136
				5	Illumatherapy™	Yes	Yes	Oyster	DUE6042CCR5IPY	Y	\$11,211	C	\$11,261

Note: Jet trim rings also available in Brushed Nickel and Oil-Rubbed Bronze finishes. Please contact Customer Service for special order.

DUETTA® | ACCESSORIES

Required:	Finish	Product Code	List Price
Linear overflow drain kit	White	MF35959	\$119
	Chrome	MF35827	\$119
	Brushed Nickel	MF35826	\$173
	Polished Nickel	MF35824	\$173
	Oil-Rubbed Bronze	MF35845	\$173

HYDROTHERAPY EXPERIENCE CODES: B = Bath Soaking A = Pure Air® W = Whirlpool C = Salon® Spa Combination	LOCATION CODES: C = Center R = Right X = Not Applicable	CONTROL CODES*: X = None 2 = J2 Basic Control 4 = J4 luxury Control 5 = J5 LCD Control	FEATURE CODES: XX = Not Applicable CX = Chromatherapy CH = Chromatherapy & Heater HS = Heated Soak HC = Heated Soak & Chromatherapy CP = Chromatherapy & Whisper+ IP = Illumatherapy™ & Whisper+	COLOR CODES**: Soaking & Pure Air® Baths: W = White Y = Oyster Whirlpool & Salon® Spa Baths WW = White Tub/White Trim YY = Oyster Tub/Oyster Trim WC = White Tub/Chrome Trim YC = Oyster Tub/Chrome Trim NOTE: \$125 Upgrade on Oyster \$50 Upgrade on Chrome Trim
---	---	---	--	--

*See page 3 for available control options

**Replace last letter in product code with color letter(s)

DUETTA® 6636
DUE6636



DROP-IN or UNDERMOUNT | 66"L x 36"W x 26"H

Important: Duetta® bathtubs are only compatible with the MF35 linear overflow drain.

Hydrotherapy Experience	Experience	Drain	Equipment Location	Controls	Lighting Availability	Heater	Whisper+ Technology®	Product Code	Bathtub Color	List Price W - White Y + \$125*
SOAKING BATH Shipping weight: 140 lb	B	C	X	X	None	No	No	DUE6636BCXXXX	W	\$1,894
			X	2	Chromatherapy	No	No	DUE6636BCX2CX	W	\$2,369
HEATED SOAK Shipping weight: 140 lb	B	C	R	2	None	Yes	No	DUE6636BCR2HS	W	\$2,689
				2	Chromatherapy	Yes	No	DUE6636BCR2HC	W	\$3,164
PURE AIR® BATH - 800w variable-speed heated air blower Shipping weight: 190 lb	A	C	R	2	None	No	No	DUE6636ACR2XX	W	\$5,063
				4	Chromatherapy	No	No	DUE6636ACR4CX	W	\$5,538

*Heated Soak baths are available in White only

DUETTA® | ACCESSORIES

Required:	Finish	Product Code	List Price
Linear overflow drain kit	White	MF35959	\$119
	Chrome	MF35827	\$119
	Brushed Nickel	MF35826	\$173
	Polished Nickel	MF35824	\$173
	Oil-Rubbed Bronze	MF35845	\$173

Recommended:

Chromatherapy color light kit — field installed	GD56	See page 126
Linear drain waste overflow pressure test kit	ML08000	See page 121
Linear Brass drain kit	MF75000	See page 121

Note: Jet trims come factory-installed on SlimPro® and TargetPro™ jets on Duetta® Whirlpools and Salon® Spa bathtubs.

HYDROTHERAPY EXPERIENCE CODES: B = Bath Soaking A = Pure Air® W = Whirlpool C = Salon® Spa Combination	LOCATION CODES: C = Center R = Right X = Not Applicable	CONTROL CODES*: X = None 2 = J2 Basic Control 4 = J4 Luxury Control 5 = J5 LCD Control	FEATURE CODES: XX = Not Applicable CX = Chromatherapy CH = Chromatherapy & Heater Heater & Whisper HS = Heated Soak HC = Heated Soak & Chromatherapy CP = Chromatherapy & Whisper+ IP = Illumatherapy™ & Whisper+	COLOR CODES**: Soaking & Pure Air® Baths: W = White Y = Oyster WW = White Tub/White Trim YY = Oyster Tub/Oyster Trim WC = White Tub/Chrome Trim YC = Oyster Tub/Chrome Trim NOTE: \$125 Upgrade on Oyster \$50 Upgrade on Chrome Trim
---	---	---	--	--

*See page 3 for available control options

**Replace last letter in product code with color letter(s)

DUETTA® 6636
DUE6636



DROP-IN or UNDERMOUNT | 66"L x 36"W x 26"H

Important: Duetta® bathtubs are only compatible with the MF35 linear overflow drain.

Hydrotherapy Experience	Experience	Drain	Equipment Location	Controls	Lighting Availability	Heater	Whisper+ Technology®	Bathtub Color	Product Code with Bath Color	+ Add Jet Trim Finish Code			
										Color Matched		Upgrade	
										Jet Trim Finish	List Price	Jet Trim Finish (Chrome)	List Price
WHIRLPOOL - 10 SlimPro® jets - 4 TargetPro™ jets - Ultra quiet Whisper+ Technology® upgrade available Shipping weight: 205 lb	W	C	R	2	None	No	No	White	DUE6636WCR2XXW	W	\$5,063	C	\$5,113
				2	None	No	No	Oyster	DUE6636WCR2XXY	Y	\$5,188	C	\$5,238
				2	None	Yes	No	White	DUE6636WCR2HXW	W	\$5,458	C	\$5,508
				2	None	Yes	No	Oyster	DUE6636WCR2HXY	Y	\$5,583	C	\$5,633
				4	Chromatherapy	Yes	No	White	DUE6636WCR4CHW	W	\$5,933	C	\$5,983
				4	Chromatherapy	Yes	No	Oyster	DUE6636WCR4CHY	Y	\$6,058	C	\$6,108
				4	Chromatherapy	Yes	Yes	White	DUE6636WCR4CPW	W	\$6,528	C	\$6,578
				4	Chromatherapy	Yes	Yes	Oyster	DUE6636WCR4CPY	Y	\$6,653	C	\$6,703
				4	Illumatherapy™	Yes	Yes	White	DUE6636WCR4IPW	W	\$7,048	C	\$7,098
				4	Illumatherapy™	Yes	Yes	Oyster	DUE6636WCR4IPY	Y	\$7,173	C	\$7,223
SALON® SPA COMBINATION - 10 SlimPro® jets - 4 TargetPro™ jets - Ultra quiet Whisper+ Technology® upgrade available - 900w variable-speed heated air blower Shipping weight: 225 lb	C	C	R	4	Chromatherapy	Yes	No	White	DUE6636CCR4CHW	W	\$9,211	C	\$9,261
				4	Chromatherapy	Yes	No	Oyster	DUE6636CCR4CHY	Y	\$9,336	C	\$9,386
				4	Chromatherapy	Yes	Yes	White	DUE6636CCR4CPW	W	\$9,806	C	\$9,856
				4	Chromatherapy	Yes	Yes	Oyster	DUE6636CCR4CPY	Y	\$9,931	C	\$9,981
				5	Chromatherapy	Yes	No	White	DUE6636CCR5CHW	W	\$10,106	C	\$10,156
				5	Chromatherapy	Yes	No	Oyster	DUE6636CCR5CHY	Y	\$10,231	C	\$10,281
				4	Illumatherapy™	Yes	Yes	White	DUE6636CCR4IPW	W	\$10,326	C	\$10,376
				4	Illumatherapy™	Yes	Yes	Oyster	DUE6636CCR4IPY	Y	\$10,451	C	\$10,501
				5	Chromatherapy	Yes	Yes	White	DUE6636CCR5CPW	W	\$10,701	C	\$10,751
				5	Chromatherapy	Yes	Yes	Oyster	DUE6636CCR5CPY	Y	\$10,826	C	\$10,876
				5	Illumatherapy™	Yes	Yes	White	DUE6636CCR5IPW	W	\$11,221	C	\$11,271
				5	Illumatherapy™	Yes	Yes	Oyster	DUE6636CCR5IPY	Y	\$11,346	C	\$11,396

Note: Jet trim rings also available in Brushed Nickel and Oil-Rubbed Bronze finishes. Please contact Customer Service for special order.

DUETTA® | ACCESSORIES

Required:	Finish	Product Code	List Price
Linear overflow drain kit	White	MF35959	\$119
	Chrome	MF35827	\$119
	Brushed Nickel	MF35826	\$173
	Polished Nickel	MF35824	\$173
	Oil-Rubbed Bronze	MF35845	\$173

HYDROTHERAPY EXPERIENCE CODES: B = Bath Soaking A = Pure Air® W = Whirlpool C = Salon® Spa Combination	LOCATION CODES: C = Center R = Right X = Not Applicable	CONTROL CODES*: X = None 2 = J2 Basic Control 4 = J4 luxury Control 5 = J5 LCD Control	FEATURE CODES: XX = Not Applicable CX = Chromatherapy CH = Chromatherapy & Heater HS = Heated Soak HC = Heated Soak & Chromatherapy CP = Chromatherapy & Whisper+ IP = Illumatherapy™ & Whisper+	COLOR CODES**: Soaking & Pure Air® Baths: W = White Y = Oyster Whirlpool & Salon® Spa Baths: WW = White Tub/White Trim YY = Oyster Tub/Oyster Trim WC = White Tub/Chrome Trim YC = Oyster Tub/Chrome Trim NOTE: \$125 Upgrade on Oyster \$50 Upgrade on Chrome Trim **Replace last letter in product code with color letter(s)
---	---	---	--	---

*See page 3 for available control options

**Replace last letter in product code with color letter(s)

DUETTA® 6642 DUE6642



DROP-IN or UNDERMOUNT | 66"L x 42"W x 26"H

Important: Duetta® bathtubs are only compatible with the MF35 linear overflow drain.

Hydrotherapy Experience	Experience	Drain	Equipment Location	Controls	Lighting Availability	Heater	Whisper+ Technology®	Product Code	Bathtub Color	List Price W - White Y + \$125*
SOAKING BATH Shipping weight: 160 lb	B	C	X	X	None	No	No	DUE6642BCXXXX	W	\$2,011
			X	2	Chromatherapy	No	No	DUE6642BCX2CX	W	\$2,486
HEATED SOAK Shipping weight: 160 lb	B	C	R	2	None	Yes	No	DUE6642BCR2HS	W	\$2,806
				2	Chromatherapy	Yes	No	DUE6642BCR2HC	W	\$3,281
PURE AIR® BATH - 800w variable-speed heated air blower Shipping weight: 199 lb	A	C	R	2	None	No	No	DUE6642ACR2XX	W	\$5,195
				4	Chromatherapy	No	No	DUE6642ACR4CX	W	\$5,670

*Heated Soak baths are available in White only

DUETTA® | ACCESSORIES

Required:	Finish	Product Code	List Price
Linear overflow drain kit	White	MF35959	\$119
	Chrome	MF35827	\$119
	Brushed Nickel	MF35826	\$173
	Polished Nickel	MF35824	\$173
	Oil-Rubbed Bronze	MF35845	\$173

Recommended:

Chromatherapy color light kit — field installed	GD56	See page 126
Linear drain waste overflow pressure test kit	ML08000	See page 121
Linear Brass drain kit	MF75000	See page 121

Note: Jet trims come factory-installed on SlimPro® and TargetPro™ jets on Duetta® Whirlpools and Salon® Spa bathtubs.

HYDROTHERAPY EXPERIENCE CODES: B = Bath Soaking A = Pure Air® W = Whirlpool C = Salon® Spa Combination	LOCATION CODES: C = Center R = Right X = Not Applicable	CONTROL CODES*: X = None 2 = J2 Basic Control 4 = J4 Luxury Control 5 = J5 LCD Control	FEATURE CODES: XX = Not Applicable CX = Chromatherapy CH = Chromatherapy & Heater HS = Heated Soak HC = Heated Soak & Chromatherapy CP = Chromatherapy & Whisper+ IP = Illumatherapy™ & Whisper+	COLOR CODES**: Soaking & Pure Air® Baths: W = White Y = Oyster Whirlpool & Salon® Spa Baths: WW = White Tub/White Trim YY = Oyster Tub/Oyster Trim WC = White Tub/Chrome Trim YC = Oyster Tub/Chrome Trim NOTE: \$125 Upgrade on Oyster \$50 Upgrade on Chrome Trim **Replace last letter in product code with color letter(s)
---	---	---	--	---

*See page 3 for available control options

**Replace last letter in product code with color letter(s)

DUETTA® 6642
DUE6642



DROP-IN or UNDERMOUNT | 66"L x 42"W x 26"H

Important: Duetta® bathtubs are only compatible with the MF35 linear overflow drain.

Hydrotherapy Experience	Experience	Drain	Equipment Location	Controls	Lighting Availability	Heater	Whisper+ Technology®	Bathtub Color	Product Code with Bath Color	+ Add Jet Trim Finish Code			
										Color Matched		Upgrade	
										Jet Trim Finish	List Price	Jet Trim Finish (Chrome)	List Price
WHIRLPOOL - 10 SlimPro® jets - 4 TargetPro™ jets - Ultra quiet Whisper+ Technology® upgrade available Shipping weight: 212 lb	W	C	R	2	None	No	No	White	DUE6642WCR2XXW	W	\$5,195	C	\$5,245
				2	None	No	No	Oyster	DUE6642WCR2XXY	Y	\$5,320	C	\$5,370
				2	None	Yes	No	White	DUE6642WCR2HXW	W	\$5,590	C	\$5,640
				2	None	Yes	No	Oyster	DUE6642WCR2HXY	Y	\$5,715	C	\$5,765
				4	Chromatherapy	Yes	No	White	DUE6642WCR4CHW	W	\$6,065	C	\$6,115
				4	Chromatherapy	Yes	No	Oyster	DUE6642WCR4CHY	Y	\$6,190	C	\$6,240
				4	Chromatherapy	Yes	Yes	White	DUE6642WCR4CPW	W	\$6,660	C	\$6,710
				4	Chromatherapy	Yes	Yes	Oyster	DUE6642WCR4CPY	Y	\$6,785	C	\$6,835
				4	Illumatherapy™	Yes	Yes	White	DUE6642WCR4IPW	W	\$7,180	C	\$7,230
4	Illumatherapy™	Yes	Yes	Oyster	DUE6642WCR4IPY	Y	\$7,305	C	\$7,355				
SALON® SPA COMBINATION - 10 SlimPro® jets - 4 TargetPro™ jets - Ultra quiet Whisper+ Technology® upgrade available - 900w variable-speed heated air blower Shipping weight: 237 lb	C	C	R	4	Chromatherapy	Yes	No	White	DUE6642CCR4CHW	W	\$9,317	C	\$9,367
				4	Chromatherapy	Yes	No	Oyster	DUE6642CCR4CHY	Y	\$9,442	C	\$9,492
				4	Chromatherapy	Yes	Yes	White	DUE6642CCR4CPW	W	\$9,912	C	\$9,962
				4	Chromatherapy	Yes	Yes	Oyster	DUE6642CCR4CPY	Y	\$10,037	C	\$10,087
				5	Chromatherapy	Yes	No	White	DUE6642CCR5CHW	W	\$10,212	C	\$10,262
				5	Chromatherapy	Yes	No	Oyster	DUE6642CCR5CHY	Y	\$10,337	C	\$10,387
				4	Illumatherapy™	Yes	Yes	White	DUE6642CCR4IPW	W	\$10,432	C	\$10,482
				4	Illumatherapy™	Yes	Yes	Oyster	DUE6642CCR4IPY	Y	\$10,557	C	\$10,607
				5	Chromatherapy	Yes	Yes	White	DUE6642CCR5CPW	W	\$10,807	C	\$10,857
				5	Chromatherapy	Yes	Yes	Oyster	DUE6642CCR5CPY	Y	\$10,932	C	\$10,982
				5	Illumatherapy™	Yes	Yes	White	DUE6642CCR5IPW	W	\$11,327	C	\$11,377
5	Illumatherapy™	Yes	Yes	Oyster	DUE6642CCR5IPY	Y	\$11,452	C	\$11,502				

Note: Jet trim rings also available in Brushed Nickel and Oil-Rubbed Bronze finishes. Please contact Customer Service for special order.

DUETTA® | ACCESSORIES

Required:	Finish	Product Code	List Price
Linear overflow drain kit	White	MF35959	\$119
	Chrome	MF35827	\$119
	Brushed Nickel	MF35826	\$173
	Polished Nickel	MF35824	\$173
	Oil-Rubbed Bronze	MF35845	\$173

HYDROTHERAPY EXPERIENCE CODES: B = Bath Soaking A = Pure Air® W = Whirlpool C = Salon® Spa Combination	LOCATION CODES: C = Center R = Right X = Not Applicable	CONTROL CODES*: X = None 2 = J2 Basic Control 4 = J4 luxury Control 5 = J5 LCD Control	FEATURE CODES: XX = Not Applicable CX = Chromatherapy CH = Chromatherapy & Heater HS = Heated Soak HC = Heated Soak & Chromatherapy CP = Chromatherapy & Whisper+ IP = Illumatherapy™ & Whisper+	COLOR CODES**: Soaking & Pure Air® Baths: W = White Y = Oyster Whirlpool & Salon® Spa Baths WW = White Tub/White Trim YY = Oyster Tub/Oyster Trim WC = White Tub/Chrome Trim YC = Oyster Tub/Chrome Trim NOTE: \$125 Upgrade on Oyster \$50 Upgrade on Chrome Trim **Replace last letter in product code with color letter(s)
---	---	---	--	--

*See page 3 for available control options

**Replace last letter in product code with color letter(s)

DUETTA® 7242 DUE7242



DROP-IN or UNDERMOUNT | 72"L x 42"W x 26"H

Important: Duetta® bathtubs are only compatible with the MF35 linear overflow drain.

Hydrotherapy Experience	Experience	Drain	Equipment Location	Controls	Lighting Availability	Heater	Whisper+ Technology®	Product Code	Bathtub Color	List Price W - White Y + \$125*
SOAKING BATH Shipping weight: 175 lb	B	C	X	X	None	No	No	DUE7242BCXXXX	W	\$2,121
			X	2	Chromatherapy	No	No	DUE7242BCX2CX	W	\$2,596
HEATED SOAK Shipping weight: 175 lb	B	C	R	2	None	Yes	No	DUE7242BCR2HS	W	\$2,916
				2	Chromatherapy	Yes	No	DUE7242BCR2HC	W	\$3,391
PURE AIR® BATH - 800w variable-speed heated air blower Shipping weight: 225 lb	A	C	R	2	None	No	No	DUE7242ACR2XX	W	\$5,347
				4	Chromatherapy	No	No	DUE7242ACR4CX	W	\$5,822

*Heated Soak baths are available in White only

DUETTA® | ACCESSORIES

Required:	Finish	Product Code	List Price
Linear overflow drain kit	White	MF35959	\$119
	Chrome	MF35827	\$119
	Brushed Nickel	MF35826	\$173
	Polished Nickel	MF35824	\$173
	Oil-Rubbed Bronze	MF35845	\$173

Recommended:

Chromatherapy color light kit — field installed	GD56	See page 126
Linear drain waste overflow pressure test kit	ML08000	See page 121
Linear Brass drain kit	MF75000	See page 121

Note: Jet trims come factory-installed on SlimPro® and TargetPro™ jets on Duetta® Whirlpools and Salon® Spa bathtubs.

HYDROTHERAPY EXPERIENCE CODES: B = Bath Soaking A = Pure Air® W = Whirlpool C = Salon® Spa Combination	LOCATION CODES: C = Center R = Right X = Not Applicable	CONTROL CODES*: X = None 2 = J2 Basic Control 4 = J4 luxury Control 5 = J5 LCD Control	FEATURE CODES: XX = Not Applicable CX = Chromatherapy CH = Chromatherapy & Heater HS = Heated Soak HC = Heated Soak & Chromatherapy CP = Chromatherapy & Whisper+ IP = Illumatherapy™ & Whisper+	COLOR CODES**: Soaking & Pure Air® Baths: W = White Y = Oyster Whirlpool & Salon® Spa Baths: WW = White Tub/White Trim YY = Oyster Tub/Oyster Trim WC = White Tub/Chrome Trim YC = Oyster Tub/Chrome Trim NOTE: \$125 Upgrade on Oyster \$50 Upgrade on Chrome Trim
---	---	---	--	---

*See page 3 for available control options

**Replace last letter in product code with color letter(s)

DUETTA® 7242
DUE7242



DROP-IN or UNDERMOUNT | 72"L x 42"W x 26"H

Important: Duetta® bathtubs are only compatible with the MF35 linear overflow drain.

Hydrotherapy Experience	Experience	Drain	Equipment Location	Controls	Lighting Availability	Heater	Whisper+ Technology®	Bathtub Color	Product Code with Bath Color	+ Add Jet Trim Finish Code			
										Color Matched		Upgrade	
										Jet Trim Finish	List Price	Jet Trim Finish (Chrome)	List Price
WHIRLPOOL - 10 SlimPro® jets - 4 TargetPro™ jets - Ultra quiet Whisper+ Technology® upgrade available Shipping weight: 218 lb	W	C	R	2	None	No	No	White	DUE7242WCR2XXW	W	\$5,347	C	\$5,397
				2	None	No	No	Oyster	DUE7242WCR2XXY	Y	\$5,472	C	\$5,522
				2	None	Yes	No	White	DUE7242WCR2HXW	W	\$5,742	C	\$5,792
				2	None	Yes	No	Oyster	DUE7242WCR2HXY	Y	\$5,867	C	\$5,917
				4	Chromatherapy	Yes	No	White	DUE7242WCR4CHW	W	\$6,217	C	\$6,267
				4	Chromatherapy	Yes	No	Oyster	DUE7242WCR4CHY	Y	\$6,342	C	\$6,392
				4	Chromatherapy	Yes	Yes	White	DUE7242WCR4CPW	W	\$6,812	C	\$6,862
				4	Chromatherapy	Yes	Yes	Oyster	DUE7242WCR4CPY	Y	\$6,937	C	\$6,987
				4	Illumatherapy™	Yes	Yes	White	DUE7242WCR4IPW	W	\$7,332	C	\$7,382
				4	Illumatherapy™	Yes	Yes	Oyster	DUE7242WCR4IPY	Y	\$7,457	C	\$7,507
SALON® SPA COMBINATION - 10 SlimPro® jets - 4 TargetPro™ jets - Ultra quiet Whisper+ Technology® upgrade available - 900w variable-speed heated air blower Shipping weight: 245 lb	C	C	R	4	Chromatherapy	Yes	No	White	DUE7242CCR4CHW	W	\$9,473	C	\$9,523
				4	Chromatherapy	Yes	No	Oyster	DUE7242CCR4CHY	Y	\$9,598	C	\$9,648
				4	Chromatherapy	Yes	Yes	White	DUE7242CCR4CPW	W	\$10,068	C	\$10,118
				4	Chromatherapy	Yes	Yes	Oyster	DUE7242CCR4CPY	Y	\$10,193	C	\$10,243
				5	Chromatherapy	Yes	No	White	DUE7242CCR5CHW	W	\$10,368	C	\$10,418
				5	Chromatherapy	Yes	No	Oyster	DUE7242CCR5CHY	Y	\$10,493	C	\$10,543
				4	Illumatherapy™	Yes	Yes	White	DUE7242CCR4IPW	W	\$10,588	C	\$10,638
				4	Illumatherapy™	Yes	Yes	Oyster	DUE7242CCR4IPY	Y	\$10,713	C	\$10,763
				5	Chromatherapy	Yes	Yes	White	DUE7242CCR5CPW	W	\$10,963	C	\$11,013
				5	Chromatherapy	Yes	Yes	Oyster	DUE7242CCR5CPY	Y	\$11,088	C	\$11,138
				5	Illumatherapy™	Yes	Yes	White	DUE7242CCR5IPW	W	\$11,483	C	\$11,533
				5	Illumatherapy™	Yes	Yes	Oyster	DUE7242CCR5IPY	Y	\$11,608	C	\$11,658

Note: Jet trim rings also available in Brushed Nickel and Oil-Rubbed Bronze finishes. Please contact Customer Service for special order.

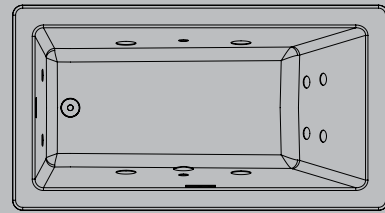
DUETTA® | ACCESSORIES

Required:

	Finish	Product Code	List Price
Linear overflow drain kit	White	MF35959	\$119
	Chrome	MF35827	\$119
	Brushed Nickel	MF35826	\$173
	Polished Nickel	MF35824	\$173
	Oil-Rubbed Bronze	MF35845	\$173

ELARA® LOW-PROFILE

- ELARA® 6032 LOW-PROFILE
- ELARA® 6036 LOW-PROFILE
- ELARA® 6636 LOW-PROFILE



ELARA® WHIRLPOOL

ELARA® 6032 LOW-PROFILE ELL6032

 DROP-IN or UNDERMOUNT | 60"L x 32"W x 19.5"H
Important: Elara® bathtubs are only compatible with the MF35 linear overflow drain.

Hydrotherapy Experience	Experience	Drain	Equipment Location	Controls	Lighting Availability	Heater	Whisper+ Technology®	Product Code	Bathtub Color	List Price W - White Y + \$125*
SOAKING BATH Shipping weight: 117 lb	B	U	X	X	None	No	No	ELL6032BUXXXX	W	\$1,744
			X	2	Chromatherapy	No	No	ELL6032BUX2CX	W	\$2,219
HEATED SOAK Shipping weight: 117 lb	B	L	R	2	None	Yes	No	ELL6032BLR2HS	W	\$2,539
				2	Chromatherapy	Yes	No	ELL6032BLR2HC	W	\$3,014
	B	R	L	2	None	Yes	No	ELL6032BRL2HS	W	\$2,539
				2	Chromatherapy	Yes	No	ELL6032BRL2HC	W	\$3,014
PURE AIR® BATH - 800w variable-speed heated air blower Shipping weight: 150 lb	A	L	R	2	None	No	No	ELL6032ALR2XX	W	\$4,010
				4	Chromatherapy	No	No	ELL6032ALR4CX	W	\$4,485
	A	R	L	2	None	No	No	ELL6032ARL2XX	W	\$4,010
				4	Chromatherapy	No	No	ELL6032ARL4CX	W	\$4,485

*Heated Soak baths are available in White only

ELARA® | ACCESSORIES

Required:	Finish	Product Code	List Price
Linear overflow drain kit	White	MF35959	\$119
	Chrome	MF35827	\$119
	Brushed Nickel	MF35826	\$173
	Polished Nickel	MF35824	\$173
	Oil-Rubbed Bronze	MF35845	\$173

Recommended:

Lenire® luxury pillow	LEPI155T	See page 126
Tile flange kit	5817	See page 126
Chromatherapy color light kit — field installed	GD56	See page 126
Linear drain waste overflow pressure test kit	ML08000	See page 121
Linear Brass drain kit	MF75000	See page 121

HYDROTHERAPY EXPERIENCE CODES: B = Bath Soaking A = Pure Air® W = Whirlpool	LOCATION CODES: R = Right L = Left U = Universal X = Not Applicable	CONTROL CODES*: X = None 2 = J2 Basic Control 4 = J4 luxury Control	FEATURE CODES: XX = Not Applicable CX = Chromatherapy CH = Chromatherapy & Heater HS = Heated Soak HC = Heated Soak & Chromatherapy HX = Heater CP = Chromatherapy & Whisper+ IP = Illumatherapy™ & Whisper+	COLOR CODES**: Soaking & Pure Air® Baths: W = White Y = Oyster Whirlpool & Salon® Spa Baths WW = White Tub/White Trim YY = Oyster Tub/Oyster Trim WC = White Tub/Chrome Trim YC = Oyster Tub/Chrome Trim NOTE: \$125 Upgrade on Oyster \$50 Upgrade on Chrome Trim **Replace last letter in product code with color letter(s)
---	--	---	---	--

*See page 3 for available control options

**Replace last letter in product code with color letter(s)

ELARA® 6032 LOW-PROFILE ELL6032

 **DROP-IN or UNDERMOUNT | 60"L x 32"W x 19.5"H**

Important: Elara® bathtubs are only compatible with the MF35 linear overflow drain.

Hydrotherapy Experience	Experience	Drain	Equipment Location	Controls	Lighting Availability	Heater	Whisper+ Technology®	Bathtub Color	Product Code with Bath Color	+ Add Jet Trim Finish Code			
										Color Matched		Upgrade	
										Jet Trim Finish	List Price	Jet Trim Finish (Chrome)	List Price
WHIRLPOOL - 6 SlimPro® jets - 4 TargetPro™ jets - Ultra quiet Whisper+ Technology® upgrade available Shipping weight: 150 lb	W	L	R	2	None	No	No	White	ELL6032WLR2XXW	W	\$4,010	C	\$4,060
				2	None	No	No	Oyster	ELL6032WLR2XXY	Y	\$4,135	C	\$4,185
				2	None	Yes	No	White	ELL6032WLR2HXW	W	\$4,405	C	\$4,455
				2	None	Yes	No	Oyster	ELL6032WLR2HXY	Y	\$4,530	C	\$4,580
				4	Chromatherapy	Yes	No	White	ELL6032WLR4CHW	W	\$4,880	C	\$4,930
				4	Chromatherapy	Yes	No	Oyster	ELL6032WLR4CHY	Y	\$5,005	C	\$5,055
				4	Chromatherapy	Yes	Yes	White	ELL6032WLR4CPW	W	\$5,475	C	\$5,525
				4	Chromatherapy	Yes	Yes	Oyster	ELL6032WLR4CPY	Y	\$5,600	C	\$5,650
				4	Illumatherapy™	Yes	Yes	White	ELL6032WLR4IPW	W	\$5,995	C	\$6,045
		4	Illumatherapy™	Yes	Yes	Oyster	ELL6032WLR4IPY	Y	\$6,120	C	\$6,170		
		R	L	2	None	No	No	White	ELL6032WRL2XXW	W	\$4,010	C	\$4,060
				2	None	No	No	Oyster	ELL6032WRL2XXY	Y	\$4,135	C	\$4,185
				2	None	Yes	No	White	ELL6032WRL2HXW	W	\$4,405	C	\$4,455
				2	None	Yes	No	Oyster	ELL6032WRL2HXY	Y	\$4,530	C	\$4,580
				4	Chromatherapy	Yes	No	White	ELL6032WRL4CHW	W	\$4,880	C	\$4,930
				4	Chromatherapy	Yes	No	Oyster	ELL6032WRL4CHY	Y	\$5,005	C	\$5,055
				4	Chromatherapy	Yes	Yes	White	ELL6032WRL4CPW	W	\$5,475	C	\$5,525
				4	Chromatherapy	Yes	Yes	Oyster	ELL6032WRL4CPY	Y	\$5,600	C	\$5,650
4	Illumatherapy™			Yes	Yes	White	ELL6032WRL4IPW	W	\$5,995	C	\$6,045		
4	Illumatherapy™	Yes	Yes	Oyster	ELL6032WRL4IPY	Y	\$6,120	C	\$6,170				

Note: Jet trim rings also available in Brushed Nickel and Oil-Rubbed Bronze finishes. Please contact Customer Service for special order.

ELARA® | ACCESSORIES

Required:	Finish	Product Code	List Price
Linear overflow drain kit	White	MF35959	\$119
	Chrome	MF35827	\$119
	Brushed Nickel	MF35826	\$173
	Polished Nickel	MF35824	\$173
	Oil-Rubbed Bronze	MF35845	\$173

HYDROTHERAPY EXPERIENCE CODES: B = Bath Soaking A = Pure Air® W = Whirlpool	LOCATION CODES: R = Right L = Left U = Universal X = Not Applicable	CONTROL CODES*: X = None 2 = J2 Basic Control 4 = J4 luxury Control	FEATURE CODES: XX = Not Applicable CX = Chromatherapy CH = Chromatherapy & Heater HS = Heated Soak HC = Heated Soak & Chromatherapy HX = Heater CP = Chromatherapy & Whisper+ IP = Illumatherapy™ & Whisper+	COLOR CODES**: Soaking & Pure Air® Baths: W = White Y = Oyster Whirlpool & Salon® Spa Baths: WW = White Tub/White Trim YY = Oyster Tub/Oyster Trim WC = White Tub/Chrome Trim YC = Oyster Tub/Chrome Trim NOTE: \$125 Upgrade on Oyster \$50 Upgrade on Chrome Trim **Replace last letter in product code with color letter(s)
---	--	---	---	---

*See page 3 for available control options

**Replace last letter in product code with color letter(s)

ELARA® 6036 LOW-PROFILE ELL6036

 **DROP-IN or UNDERMOUNT | 60"L x 36"W x 22.5"H**

Important: Elara® bathtubs are only compatible with the MF35 linear overflow drain.

Hydrotherapy Experience	Experience	Drain	Equipment Location	Controls	Lighting Availability	Heater	Whisper+ Technology®	Product Code	Bathtub Color	List Price W - White Y + \$125*
SOAKING BATH Shipping weight: 122 lb	B	U	X	X	None	No	No	ELL6036BUXXXX	W	\$1,727
			X	2	Chromatherapy	No	No	ELL6036BUX2CX	W	\$2,202
HEATED SOAK Shipping weight: 122 lb	B	L	R	2	None	Yes	No	ELL6036BLR2HS	W	\$2,522
				2	Chromatherapy	Yes	No	ELL6036BLR2HC	W	\$2,997
	B	R	L	2	None	Yes	No	ELL6036BRL2HS	W	\$2,522
				2	Chromatherapy	Yes	No	ELL6036BRL2HC	W	\$2,997
PURE AIR® BATH - 800w variable-speed heated air blower Shipping weight: 155 lb	A	L	R	2	None	No	No	ELL6036ALR2XX	W	\$4,012
				4	Chromatherapy	No	No	ELL6036ALR4CX	W	\$4,487
	A	R	L	2	None	No	No	ELL6036ARL2XX	W	\$4,012
				4	Chromatherapy	No	No	ELL6036ARL4CX	W	\$4,487

*Heated Soak baths are available in White only

ELARA® | ACCESSORIES

Required:

Required:	Finish	Product Code	List Price
Linear overflow drain kit	White	MF35959	\$119
	Chrome	MF35827	\$119
	Brushed Nickel	MF35826	\$173
	Polished Nickel	MF35824	\$173
	Oil-Rubbed Bronze	MF35845	\$173

Recommended:

Lenire® luxury pillow	LEPI155T	See page 126
Tile flange kit	5817	See page 126
Chromatherapy color light kit — field installed	GD56	See page 126
Linear drain waste overflow pressure test kit	ML08000	See page 121
Linear Brass drain kit	MF75000	See page 121

HYDROTHERAPY EXPERIENCE CODES: B = Bath Soaking A = Pure Air® W = Whirlpool	LOCATION CODES: R = Right L = Left U = Universal X = Not Applicable	CONTROL CODES*: X = None 2 = J2 Basic Control 4 = J4 luxury Control	FEATURE CODES: XX = Not Applicable CX = Chromatherapy CH = Chromatherapy & Heater HS = Heated Soak HC = Heated Soak & Chromatherapy HX = Heater CP = Chromatherapy & Whisper+ IP = Illumatherapy™ & Whisper+	COLOR CODES**: Soaking & Pure Air® Baths: W = White Y = Oyster Whirlpool & Salon® Spa Baths WW = White Tub/White Trim YY = Oyster Tub/Oyster Trim WC = White Tub/Chrome Trim YC = Oyster Tub/Chrome Trim NOTE: \$125 Upgrade on Oyster \$50 Upgrade on Chrome Trim **Replace last letter in product code with color letter(s)
---	--	---	---	--

*See page 3 for available control options

**Replace last letter in product code with color letter(s)

ELARA® 6036 LOW-PROFILE ELL6036

 **DROP-IN or UNDERMOUNT | 60"L x 36"W x 22.5"H**

Important: Elara® bathtubs are only compatible with the MF35 linear overflow drain.

Hydrotherapy Experience	Experience	Drain	Equipment Location	Controls	Lighting Availability	Heater	Whisper+ Technology®	Bathtub Color	Product Code with Bath Color	+ Add Jet Trim Finish Code			
										Color Matched		Upgrade	
										Jet Trim Finish	List Price	Jet Trim Finish (Chrome)	List Price
WHIRLPOOL - 6 SlimPro® jets - 4 TargetPro™ jets - Ultra quiet Whisper+ Technology® upgrade available Shipping weight: 155 lb	W	L	R	2	None	No	No	White	ELL6036WLR2XXW	W	\$4,012	C	\$4,062
				2	None	No	No	Oyster	ELL6036WLR2XXY	Y	\$4,137	C	\$4,187
				2	None	Yes	No	White	ELL6036WLR2HXW	W	\$4,407	C	\$4,457
				2	None	Yes	No	Oyster	ELL6036WLR2HXY	Y	\$4,532	C	\$4,582
				4	Chromatherapy	Yes	No	White	ELL6036WLR4CHW	W	\$4,882	C	\$4,932
				4	Chromatherapy	Yes	No	Oyster	ELL6036WLR4CHY	Y	\$5,007	C	\$5,057
				4	Chromatherapy	Yes	Yes	White	ELL6036WLR4CPW	W	\$5,477	C	\$5,527
				4	Chromatherapy	Yes	Yes	Oyster	ELL6036WLR4CPY	Y	\$5,602	C	\$5,652
				4	Illumatherapy™	Yes	Yes	White	ELL6036WLR4IPW	W	\$5,997	C	\$6,047
		4	Illumatherapy™	Yes	Yes	Oyster	ELL6036WLR4IPY	Y	\$6,122	C	\$6,172		
		R	L	2	None	No	No	White	ELL6036WRL2XXW	W	\$4,012	C	\$4,062
				2	None	No	No	Oyster	ELL6036WRL2XXY	Y	\$4,137	C	\$4,187
				2	None	Yes	No	White	ELL6036WRL2HXW	W	\$4,407	C	\$4,457
				2	None	Yes	No	Oyster	ELL6036WRL2HXY	Y	\$4,532	C	\$4,582
				4	Chromatherapy	Yes	No	White	ELL6036WRL4CHW	W	\$4,882	C	\$4,932
				4	Chromatherapy	Yes	No	Oyster	ELL6036WRL4CHY	Y	\$5,007	C	\$5,057
				4	Chromatherapy	Yes	Yes	White	ELL6036WRL4CPW	W	\$5,477	C	\$5,527
				4	Chromatherapy	Yes	Yes	Oyster	ELL6036WRL4CPY	Y	\$5,602	C	\$5,652
4	Illumatherapy™			Yes	Yes	White	ELL6036WRL4IPW	W	\$5,997	C	\$6,047		
4	Illumatherapy™	Yes	Yes	Oyster	ELL6036WRL4IPY	Y	\$6,122	C	\$6,172				

Note: Jet trim rings also available in Brushed Nickel and Oil-Rubbed Bronze finishes. Please contact Customer Service for special order.

ELARA® | ACCESSORIES

Required:	Finish	Product Code	List Price
Linear overflow drain kit	White	MF35959	\$119
	Chrome	MF35827	\$119
	Brushed Nickel	MF35826	\$173
	Polished Nickel	MF35824	\$173
	Oil-Rubbed Bronze	MF35845	\$173

HYDROTHERAPY EXPERIENCE CODES: B = Bath Soaking A = Pure Air® W = Whirlpool	LOCATION CODES: R = Right L = Left U = Universal X = Not Applicable	CONTROL CODES*: X = None 2 = J2 Basic Control 4 = J4 luxury Control	FEATURE CODES: XX = Not Applicable CX = Chromatherapy CH = Chromatherapy & Heater HS = Heated Soak HC = Heated Soak & Chromatherapy HX = Heater CP = Chromatherapy & Whisper+ IP = Illumatherapy™ & Whisper+	COLOR CODES**: Soaking & Pure Air® Baths: W = White Y = Oyster Whirlpool & Salon® Spa Baths WW = White Tub/White Trim YY = Oyster Tub/Oyster Trim WC = White Tub/Chrome Trim YC = Oyster Tub/Chrome Trim NOTE: \$125 Upgrade on Oyster \$50 Upgrade on Chrome Trim **Replace last letter in product code with color letter(s)
---	--	---	---	--

*See page 3 for available control options

**Replace last letter in product code with color letter(s)

ELARA® 6636 LOW-PROFILE
ELL6636

 **DROP-IN or UNDERMOUNT | 66" L x 36" W x 22.5" H**

Important: Elara® bathtubs are only compatible with the MF35 linear overflow drain.

Hydrotherapy Experience	Experience	Drain	Equipment Location	Controls	Lighting Availability	Heater	Whisper+ Technology®	Product Code	Bathtub Color	List Price W - White Y + \$125*
SOAKING BATH Shipping weight: 120 lb	B	U	X	X	None	No	No	ELL6636BUXXXX	W	\$1,871
			X	2	Chromatherapy	No	No	ELL6636BUX2CX	W	\$2,346
HEATED SOAK Shipping weight: 120 lb	B	L	R	2	None	Yes	No	ELL6636BLR2HS	W	\$2,666
				2	Chromatherapy	Yes	No	ELL6636BLR2HC	W	\$3,141
	B	R	L	2	None	Yes	No	ELL6636BRL2HS	W	\$2,666
				2	Chromatherapy	Yes	No	ELL6636BRL2HC	W	\$3,141
PURE AIR® BATH - 800w variable-speed heated air blower Shipping weight: 153 lb	A	L	R	2	None	No	No	ELL6636ALR2XX	W	\$4,129
				4	Chromatherapy	No	No	ELL6636ALR4CX	W	\$4,604
	A	R	L	2	None	No	No	ELL6636ARL2XX	W	\$4,129
				4	Chromatherapy	No	No	ELL6636ARL4CX	W	\$4,604

*Heated Soak baths are available in White only

ELARA® | ACCESSORIES

Required:

Required:	Finish	Product Code	List Price
Linear overflow drain kit	White	MF35959	\$119
	Chrome	MF35827	\$119
	Brushed Nickel	MF35826	\$173
	Polished Nickel	MF35824	\$173
	Oil-Rubbed Bronze	MF35845	\$173

Recommended:

Lenire® luxury pillow	LEPI155T	See page 126
Tile flange kit	5817	See page 126
Chromatherapy color light kit — field installed	GD56	See page 126
Linear drain waste overflow pressure test kit	ML08000	See page 121
Linear Brass drain kit	MF75000	See page 121

HYDROTHERAPY EXPERIENCE CODES: B = Bath Soaking A = Pure Air® W = Whirlpool	LOCATION CODES: R = Right L = Left U = Universal X = Not Applicable	CONTROL CODES*: X = None 2 = J2 Basic Control 4 = J4 luxury Control	FEATURE CODES: XX = Not Applicable CX = Chromatherapy CH = Chromatherapy & Heater HS = Heated Soak HC = Heated Soak & Chromatherapy HX = Heater CP = Chromatherapy & Whisper+ IP = Illumatherapy™ & Whisper+	COLOR CODES**: Soaking & Pure Air® Baths: W = White Y = Oyster Whirlpool & Salon® Spa Baths WW = White Tub/White Trim YY = Oyster Tub/Oyster Trim WC = White Tub/Chrome Trim YC = Oyster Tub/Chrome Trim NOTE: \$125 Upgrade on Oyster \$50 Upgrade on Chrome Trim **Replace last letter in product code with color letter(s)
---	--	---	---	--

*See page 3 for available control options

**Replace last letter in product code with color letter(s)

**ELARA® 6636 LOW-PROFILE
ELL6636**

 **DROP-IN or UNDERMOUNT | 66"L x 36"W x 22.5"H**

Important: Elara® bathtubs are only compatible with the MF35 linear overflow drain.

Hydrotherapy Experience	Experience	Drain	Equipment Location	Controls	Lighting Availability	Heater	Whisper+ Technology®	Bathtub Color	Product Code with Bath Color	+ Add Jet Trim Finish Code			
										Color Matched		Upgrade	
										Jet Trim Finish	List Price	Jet Trim Finish (Chrome)	List Price
WHIRLPOOL - 6 SlimPro® jets - 4 TargetPro™ jets - Ultra quiet Whisper+ Technology® upgrade available Shipping weight: 153 lb	W	L	R	2	None	No	No	White	ELL6636WLR2XXW	W	\$4,129	C	\$4,179
				2	None	No	No	Oyster	ELL6636WLR2XXY	Y	\$4,254	C	\$4,304
				2	None	Yes	No	White	ELL6636WLR2HXW	W	\$4,524	C	\$4,574
				2	None	Yes	No	Oyster	ELL6636WLR2HXY	Y	\$4,649	C	\$4,699
				4	Chromatherapy	Yes	No	White	ELL6636WLR4CHW	W	\$4,999	C	\$5,049
				4	Chromatherapy	Yes	No	Oyster	ELL6636WLR4CHY	Y	\$5,124	C	\$5,174
				4	Chromatherapy	Yes	Yes	White	ELL6636WLR4CPW	W	\$5,594	C	\$5,644
				4	Chromatherapy	Yes	Yes	Oyster	ELL6636WLR4CPY	Y	\$5,719	C	\$5,769
				4	Illumatherapy™	Yes	Yes	White	ELL6636WLR4IPW	W	\$6,114	C	\$6,164
		4	Illumatherapy™	Yes	Yes	Oyster	ELL6636WLR4IPY	Y	\$6,239	C	\$6,289		
		R	L	2	None	No	No	White	ELL6636WRL2XXW	W	\$4,129	C	\$4,179
				2	None	No	No	Oyster	ELL6636WRL2XXY	Y	\$4,254	C	\$4,304
				2	None	Yes	No	White	ELL6636WRL2HXW	W	\$4,524	C	\$4,574
				2	None	Yes	No	Oyster	ELL6636WRL2HXY	Y	\$4,649	C	\$4,699
				4	Chromatherapy	Yes	No	White	ELL6636WRL4CHW	W	\$4,999	C	\$5,049
				4	Chromatherapy	Yes	No	Oyster	ELL6636WRL4CHY	Y	\$5,124	C	\$5,174
				4	Chromatherapy	Yes	Yes	White	ELL6636WRL4CPW	W	\$5,594	C	\$5,644
				4	Chromatherapy	Yes	Yes	Oyster	ELL6636WRL4CPY	Y	\$5,719	C	\$5,769
4	Illumatherapy™			Yes	Yes	White	ELL6636WRL4IPW	W	\$6,114	C	\$6,164		
4	Illumatherapy™	Yes	Yes	Oyster	ELL6636WRL4IPY	Y	\$6,239	C	\$6,289				

Note: Jet trim rings also available in Brushed Nickel and Oil-Rubbed Bronze finishes. Please contact Customer Service for special order.

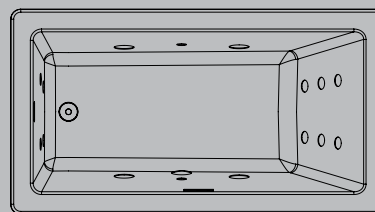
ELARA® | ACCESSORIES

Required:	Finish	Product Code	List Price
Linear overflow drain kit	White	MF35959	\$119
	Chrome	MF35827	\$119
	Brushed Nickel	MF35826	\$173
	Polished Nickel	MF35824	\$173
	Oil-Rubbed Bronze	MF35845	\$173

ELARA®

- ELARA® 6042
- ELARA® 6636
- ELARA® 7236
- ELARA® 7242
- ACCESSORIES

See page 39 for Elara® Low-Profile sizes



ELARA® WHIRLPOOL

ELARA® 6042 ELA6042

 DROP-IN or UNDERMOUNT | 60"L x 42"W x 26"H

Important: Elara® bathtubs are only compatible with the MF35 linear overflow drain.

Hydrotherapy Experience	Experience	Drain	Equipment Location	Controls	Lighting Availability	Heater	Whisper+ Technology®	Product Code	Bathtub Color	List Price W - White Y + \$125*
SOAKING BATH Shipping weight: 128 lb	B	U	X	X	None	No	No	ELA6042BUXXXX	W	\$1,764
			X	2	Chromatherapy	No	No	ELA6042BUX2CX	W	\$2,239
HEATED SOAK Shipping weight: 128 lb	B	L	R	2	None	Yes	No	ELA6042BLR2HS	W	\$2,559
				2	Chromatherapy	Yes	No	ELA6042BLR2HC	W	\$3,034
	B	R	L	2	None	Yes	No	ELA6042BRL2HS	W	\$2,559
				2	Chromatherapy	Yes	No	ELA6042BRL2HC	W	\$3,034
PURE AIR® BATH - 800w variable-speed heated air blower Shipping weight: 186 lb	A	L	R	2	None	No	No	ELA6042ALR2XX	W	\$4,895
				4	Chromatherapy	No	No	ELA6042ALR4CX	W	\$5,370
		R	L	2	None	No	No	ELA6042ARL2XX	W	\$4,895
				4	Chromatherapy	No	No	ELA6042ARL4CX	W	\$5,370

*Heated Soak baths are available in White only

ELARA® | ACCESSORIES

Required:

	Finish	Product Code	List Price
Linear overflow drain kit	White	MF35959	\$119
	Chrome	MF35827	\$119
	Brushed Nickel	MF35826	\$173
	Polished Nickel	MF35824	\$173
	Oil-Rubbed Bronze	MF35845	\$173

Recommended:

Lenire® luxury pillow	LEPI155T	See page 126
Tile flange kit	5817	See page 126
Chromatherapy color light kit — field installed	GD56	See page 126
Linear drain waste overflow pressure test kit	ML08000	See page 121
Linear Brass drain kit	MF75000	See page 121

HYDROTHERAPY EXPERIENCE CODES: B = Bath Soaking A = Pure Air® W = Whirlpool C = Salon® Spa Combination	LOCATION CODES: R = Right L = Left U = Universal X = Not Applicable	CONTROL CODES*: X = None 2 = J2 Basic Control 4 = J4 luxury Control 5 = J5 LCD Control	FEATURE CODES: XX = Not Applicable CX = Chromatherapy CH = Chromatherapy & Heater HS = Heated Soak HC = Heated Soak & Chromatherapy HX = Heater CP = Chromatherapy & Whisper+ IP = Illumatherapy™ & Whisper+	COLOR CODES**: Soaking & Pure Air® Baths: W = White Y = Oyster Whirlpool & Salon® Spa Baths: WW = White Tub/White Trim YY = Oyster Tub/Oyster Trim WC = White Tub/Chrome Trim YC = Oyster Tub/Chrome Trim NOTE: \$125 Upgrade on Oyster \$50 Upgrade on Chrome Trim **Replace last letter in product code with color letter(s)
---	--	---	---	---

*See page 3 for available control options

**Replace last letter in product code with color letter(s)

ELARA® 6042
ELA6042

 **DROP-IN or UNDERMOUNT | 60" L x 42" W x 26" H**
Important: Elara® bathtubs are only compatible with the MF35 linear overflow drain.

Hydrotherapy Experience	Experience	Drain	Equipment Location	Controls	Lighting Availability	Heater	Whisper+ Technology®	Bathtub Color	Product Code with Bath Color	+ Add Jet Trim Finish Code			
										Color Matched		Upgrade	
										Jet Trim Finish	List Price	Jet Trim Finish (Chrome)	List Price
WHIRLPOOL - 10 SlimPro® jets - 4 TargetPro™ jets - Ultra quiet Whisper+ Technology® upgrade available Shipping weight: 186 lb	W	L	R	2	None	No	No	White	ELA6042WLR2XXW	W	\$4,895	C	\$4,945
				2	None	No	No	Oyster	ELA6042WLR2XXY	Y	\$5,020	C	\$5,070
				2	None	Yes	No	White	ELA6042WLR2HXW	W	\$5,290	C	\$5,340
				2	None	Yes	No	Oyster	ELA6042WLR2HXY	Y	\$5,415	C	\$5,465
				4	Chromatherapy	Yes	No	White	ELA6042WLR4CHW	W	\$5,765	C	\$5,815
				4	Chromatherapy	Yes	No	Oyster	ELA6042WLR4CHY	Y	\$5,890	C	\$5,940
				4	Chromatherapy	Yes	Yes	White	ELA6042WLR4CPW	W	\$6,360	C	\$6,410
				4	Chromatherapy	Yes	Yes	Oyster	ELA6042WLR4CPY	Y	\$6,485	C	\$6,535
	4	Illumatherapy™	Yes	Yes	White	ELA6042WLR4IPW	W	\$6,880	C	\$6,930			
	4	Illumatherapy™	Yes	Yes	Oyster	ELA6042WLR4IPY	Y	\$7,005	C	\$7,055			
	W	R	L	2	None	No	No	White	ELA6042WRL2XXW	W	\$4,895	C	\$4,945
				2	None	No	No	Oyster	ELA6042WRL2XXY	Y	\$5,020	C	\$5,070
				2	None	Yes	No	White	ELA6042WRL2HXW	W	\$5,290	C	\$5,340
				2	None	Yes	No	Oyster	ELA6042WRL2HXY	Y	\$5,415	C	\$5,465
				4	Chromatherapy	Yes	No	White	ELA6042WRL4CHW	W	\$5,765	C	\$5,815
				4	Chromatherapy	Yes	No	Oyster	ELA6042WRL4CHY	Y	\$5,890	C	\$5,940
4				Chromatherapy	Yes	Yes	White	ELA6042WRL4CPW	W	\$6,360	C	\$6,410	
4				Chromatherapy	Yes	Yes	Oyster	ELA6042WRL4CPY	Y	\$6,485	C	\$6,535	
4	Illumatherapy™	Yes	Yes	White	ELA6042WRL4IPW	W	\$6,880	C	\$6,930				
4	Illumatherapy™	Yes	Yes	Oyster	ELA6042WRL4IPY	Y	\$7,005	C	\$7,055				

Note: Jet trim rings also available in Brushed Nickel and Oil-Rubbed Bronze finishes. Please contact Customer Service for special order.

ELARA® | ACCESSORIES

Required:	Finish	Product Code	List Price
Linear overflow drain kit	White	MF35959	\$119
	Chrome	MF35827	\$119
	Brushed Nickel	MF35826	\$173
	Polished Nickel	MF35824	\$173
	Oil-Rubbed Bronze	MF35845	\$173

HYDROTHERAPY EXPERIENCE CODES: B = Bath Soaking A = Pure Air® W = Whirlpool C = Salon® Spa Combination	LOCATION CODES: R = Right L = Left U = Universal X = Not Applicable	CONTROL CODES*: X = None 2 = J2 Basic Control 4 = J4 luxury Control 5 = J5 LCD Control	FEATURE CODES: XX = Not Applicable CX = Chromatherapy CH = Chromatherapy & Heater HS = Heated Soak HC = Heated Soak & Chromatherapy HX = Heater CP = Chromatherapy & Whisper+ IP = Illumatherapy™ & Whisper+	COLOR CODES**: Soaking & Pure Air® Baths: W = White Y = Oyster Whirlpool & Salon® Spa Baths WW = White Tub/White Trim YY = Oyster Tub/Oyster Trim WC = White Tub/Chrome Trim YC = Oyster Tub/Chrome Trim NOTE: \$125 Upgrade on Oyster \$50 Upgrade on Chrome Trim **Replace last letter in product code with color letter(s)
---	--	---	---	--

*See page 3 for available control options

**Replace last letter in product code with color letter(s)

ELARA® 6042
ELA6042

 **DROP-IN or UNDERMOUNT | 60"L x 42"W x 26"H**

Important: Elara® bathtubs are only compatible with the MF35 linear overflow drain.

Hydrotherapy Experience	Experience	Drain	Equipment Location	Controls	Lighting Availability	Heater	Whisper+ Technology®	Bathtub Color	Product Code With Bath Color	+ Add Jet Trim Finish Code			
										Color Matched		Upgrade	
										Jet Trim Finish	List Price	Jet Trim Finish (Chrome)	List Price
SALON® SPA - 10 SlimPro® jets - 4 TargetPro™ jets - Ultra quiet Whisper+ Technology® upgrade available - 900w variable-speed heated air blower Shipping weight: 208 lb	C	L	R	4	Chromatherapy	Yes	No	White	ELA6042CLR4CHW	W	\$8,963	C	\$9,013
				4	Chromatherapy	Yes	No	Oyster	ELA6042CLR4CHY	Y	\$9,088	C	\$9,138
				4	Chromatherapy	Yes	Yes	White	ELA6042CLR4CPW	W	\$9,558	C	\$9,608
				4	Chromatherapy	Yes	Yes	Oyster	ELA6042CLR4CPY	Y	\$9,683	C	\$9,733
				4	Illumatherapy™	Yes	Yes	White	ELA6042CLR4IPW	W	\$10,078	C	\$10,128
				4	Illumatherapy™	Yes	Yes	Oyster	ELA6042CLR4IPY	Y	\$10,203	C	\$10,253
				5	Chromatherapy	Yes	No	White	ELA6042CLR5CHW	W	\$9,858	C	\$9,908
				5	Chromatherapy	Yes	No	Oyster	ELA6042CLR5CHY	Y	\$9,983	C	\$10,033
				5	Chromatherapy	Yes	Yes	White	ELA6042CLR5CPW	W	\$10,453	C	\$10,503
				5	Chromatherapy	Yes	Yes	Oyster	ELA6042CLR5CPY	Y	\$10,578	C	\$10,628
	5	Illumatherapy™	Yes	Yes	White	ELA6042CLR5IPW	W	\$10,973	C	\$11,023			
	5	Illumatherapy™	Yes	Yes	Oyster	ELA6042CLR5IPY	Y	\$11,098	C	\$11,148			
	R	L	4	Chromatherapy	Yes	No	White	ELA6042CRL4CHW	W	\$8,963	C	\$9,013	
			4	Chromatherapy	Yes	No	Oyster	ELA6042CRL4CHY	Y	\$9,088	C	\$9,138	
			4	Chromatherapy	Yes	Yes	White	ELA6042CRL4CPW	W	\$9,558	C	\$9,608	
			4	Chromatherapy	Yes	Yes	Oyster	ELA6042CRL4CPY	Y	\$9,683	C	\$9,733	
			4	Illumatherapy™	Yes	Yes	White	ELA6042CRL4IPW	W	\$10,078	C	\$10,128	
			4	Illumatherapy™	Yes	Yes	Oyster	ELA6042CRL4IPY	Y	\$10,203	C	\$10,253	
			5	Chromatherapy	Yes	No	White	ELA6042CRL5CHW	W	\$9,858	C	\$9,908	
			5	Chromatherapy	Yes	No	Oyster	ELA6042CRL5CHY	Y	\$9,983	C	\$10,033	
5			Chromatherapy	Yes	Yes	White	ELA6042CRL5CPW	W	\$10,453	C	\$10,503		
5			Chromatherapy	Yes	Yes	Oyster	ELA6042CRL5CPY	Y	\$10,578	C	\$10,628		
5	Illumatherapy™	Yes	Yes	White	ELA6042CRL5IPW	W	\$10,973	C	\$11,023				
5	Illumatherapy™	Yes	Yes	Oyster	ELA6042CRL5IPY	Y	\$11,098	C	\$11,148				

Note: Jet trim rings also available in Brushed Nickel and Oil-Rubbed Bronze finishes. Please contact Customer Service for custom order.

ELARA® | ACCESSORIES

Required:

Linear overflow drain kit	MF35	See page 121
---------------------------	-------------	--------------

HYDROTHERAPY EXPERIENCE CODES: B = Bath Soaking A = Pure Air® W = Whirlpool C = Salon® Spa Combination	LOCATION CODES: R = Right L = Left U = Universal X = Not Applicable	CONTROL CODES*: X = None 2 = J2 Basic Control 4 = J4 luxury Control 5 = J5 LCD Control	FEATURE CODES: XX = Not Applicable CX = Chromatherapy CH = Chromatherapy & Heater HS = Heated Soak HC = Heated Soak & Chromatherapy HX = Heater CP = Chromatherapy & Whisper+ IP = Illumatherapy™ & Whisper+	COLOR CODES**: Soaking & Pure Air® Baths: W = White Y = Oyster Whirlpool & Salon® Spa Baths: WW = White Tub/White Trim YY = Oyster Tub/Oyster Trim WC = White Tub/Chrome Trim YC = Oyster Tub/Chrome Trim NOTE: \$125 Upgrade on Oyster \$50 Upgrade on Chrome Trim **Replace last letter in product code with color letter(s)
---	--	---	---	---

*See page 3 for available control options

**Replace last letter in product code with color letter(s)

ELARA® 6636
ELA6636

 **DROP-IN or UNDERMOUNT | 66"L x 36"W x 26"H**

Important: Elara® bathtubs are only compatible with the MF35 linear overflow drain.

Hydrotherapy Experience	Experience	Drain	Equipment Location	Controls	Lighting Availability	Heater	Whisper+ Technology®	Product Code	Bathtub Color	List Price W - White Y + \$125*
SOAKING BATH Shipping weight: 122 lb	B	U	X	X	None	No	No	ELA6636BUXXXX	W	\$1,865
			X	2	Chromatherapy	No	No	ELA6636BUX2CX	W	\$2,340
HEATED SOAK Shipping weight: 122 lb	B	L	R	2	None	Yes	No	ELA6636BLR2HS	W	\$2,660
				2	Chromatherapy	Yes	No	ELA6636BLR2HC	W	\$3,135
	B	R	L	2	None	Yes	No	ELA6636BRL2HS	W	\$2,660
				2	Chromatherapy	Yes	No	ELA6636BRL2HC	W	\$3,135
PURE AIR® BATH - 800w variable-speed heated air blower Shipping weight: 180 lb	A	L	R	2	None	No	No	ELA6636ALR2XX	W	\$4,998
				4	Chromatherapy	No	No	ELA6636ALR4CX	W	\$5,473
	A	R	L	2	None	No	No	ELA6636ARL2XX	W	\$4,998
				4	Chromatherapy	No	No	ELA6636ARL4CX	W	\$5,473

*Heated Soak baths are available in White only

ELARA® | ACCESSORIES

Required:	Finish	Product Code	List Price
Linear overflow drain kit	White	MF35959	\$119
	Chrome	MF35827	\$119
	Brushed Nickel	MF35826	\$173
	Polished Nickel	MF35824	\$173
	Oil-Rubbed Bronze	MF35845	\$173

Recommended:

Lenire® luxury pillow	LEPI155T	See page 126
Tile flange kit	5817	See page 126
Chromatherapy color light kit — field installed	GD56	See page 126
Linear drain waste overflow pressure test kit	ML08000	See page 121
Linear Brass drain kit	MF75000	See page 121

HYDROTHERAPY EXPERIENCE CODES: B = Bath Soaking A = Pure Air® W = Whirlpool C = Salon® Spa Combination	LOCATION CODES: R = Right L = Left U = Universal X = Not Applicable	CONTROL CODES*: X = None 2 = J2 Basic Control 4 = J4 luxury Control 5 = J5 LCD Control	FEATURE CODES: XX = Not Applicable CX = Chromatherapy CH = Chromatherapy & Heater HS = Heated Soak HC = Heated Soak & Chromatherapy HX = Heater CP = Chromatherapy & Whisper+ IP = Illumatherapy™ & Whisper+	COLOR CODES**: Soaking & Pure Air® Baths: W = White Y = Oyster Whirlpool & Salon® Spa Baths: WW = White Tub/White Trim YY = Oyster Tub/Oyster Trim WC = White Tub/Chrome Trim YC = Oyster Tub/Chrome Trim NOTE: \$125 Upgrade on Oyster \$50 Upgrade on Chrome Trim **Replace last letter in product code with color letter(s)
---	--	---	---	---

*See page 3 for available control options

**Replace last letter in product code with color letter(s)

ELARA® 6636
ELA6636



DROP-IN or UNDERMOUNT | 66"L x 36"W x 26"H

Important: Elara® bathtubs are only compatible with the MF35 linear overflow drain.

Hydrotherapy Experience	Experience	Drain	Equipment Location	Controls	Lighting Availability	Heater	Whisper+ Technology®	Bathtub Color	Product Code with Bath Color	+ Add Jet Trim Finish Code			
										Color Matched		Upgrade	
										Jet Trim Finish	List Price	Jet Trim Finish (Chrome)	List Price
WHIRLPOOL - 10 SlimPro® jets - 4 TargetPro™ jets - Ultra quiet Whisper+ Technology® upgrade available Shipping weight: 180 lb	W	L	R	2	None	No	No	White	ELA6636WLR2XXW	W	\$4,998	C	\$5,048
				2	None	No	No	Oyster	ELA6636WLR2XXY	Y	\$5,123	C	\$5,173
				2	None	Yes	No	White	ELA6636WLR2HXW	W	\$5,393	C	\$5,443
				2	None	Yes	No	Oyster	ELA6636WLR2HXY	Y	\$5,518	C	\$5,568
				4	Chromatherapy	Yes	No	White	ELA6636WLR4CHW	W	\$5,868	C	\$5,918
				4	Chromatherapy	Yes	No	Oyster	ELA6636WLR4CHY	Y	\$5,993	C	\$6,043
				4	Chromatherapy	Yes	Yes	White	ELA6636WLR4CPW	W	\$6,463	C	\$6,513
				4	Chromatherapy	Yes	Yes	Oyster	ELA6636WLR4CPY	Y	\$6,588	C	\$6,638
				4	Illumatherapy™	Yes	Yes	White	ELA6636WLR4IPW	W	\$6,983	C	\$7,033
		4	Illumatherapy™	Yes	Yes	Oyster	ELA6636WLR4IPY	Y	\$7,108	C	\$7,158		
		R	L	2	None	No	No	White	ELA6636WRL2XXW	W	\$4,998	C	\$5,048
				2	None	No	No	Oyster	ELA6636WRL2XXY	Y	\$5,123	C	\$5,173
				2	None	Yes	No	White	ELA6636WRL2HXW	W	\$5,393	C	\$5,443
				2	None	Yes	No	Oyster	ELA6636WRL2HXY	Y	\$5,518	C	\$5,568
				4	Chromatherapy	Yes	No	White	ELA6636WRL4CHW	W	\$5,868	C	\$5,918
				4	Chromatherapy	Yes	No	Oyster	ELA6636WRL4CHY	Y	\$5,993	C	\$6,043
				4	Chromatherapy	Yes	Yes	White	ELA6636WRL4CPW	W	\$6,463	C	\$6,513
				4	Chromatherapy	Yes	Yes	Oyster	ELA6636WRL4CPY	Y	\$6,588	C	\$6,638
4	Illumatherapy™			Yes	Yes	White	ELA6636WRL4IPW	W	\$6,983	C	\$7,033		
4	Illumatherapy™	Yes	Yes	Oyster	ELA6636WRL4IPY	Y	\$7,108	C	\$7,158				

Note: Jet trim rings also available in Brushed Nickel and Oil-Rubbed Bronze finishes. Please contact Customer Service for special order.

ELARA® | ACCESSORIES

Required:	Finish	Product Code	List Price
Linear overflow drain kit	White	MF35959	\$119
	Chrome	MF35827	\$119
	Brushed Nickel	MF35826	\$173
	Polished Nickel	MF35824	\$173
	Oil-Rubbed Bronze	MF35845	\$173

HYDROTHERAPY EXPERIENCE CODES: B = Bath Soaking A = Pure Air® W = Whirlpool C = Salon® Spa Combination	LOCATION CODES: R = Right L = Left U = Universal X = Not Applicable	CONTROL CODES*: X = None 2 = J2 Basic Control 4 = J4 luxury Control 5 = J5 LCD Control	FEATURE CODES: XX = Not Applicable CX = Chromatherapy CH = Chromatherapy & Heater HS = Heated Soak HC = Heated Soak & Chromatherapy HX = Heater CP = Chromatherapy & Whisper+ IP = Illumatherapy™ & Whisper+	COLOR CODES**: Soaking & Pure Air® Baths: W = White Y = Oyster Whirlpool & Salon® Spa Baths: WW = White Tub/White Trim YY = Oyster Tub/Oyster Trim WC = White Tub/Chrome Trim YC = Oyster Tub/Chrome Trim NOTE: \$125 Upgrade on Oyster \$50 Upgrade on Chrome Trim **Replace last letter in product code with color letter(s)
---	--	---	---	---

*See page 3 for available control options

**Replace last letter in product code with color letter(s)

ELARA® 6636
ELA6636



DROP-IN or UNDERMOUNT | 66"L x 36"W x 26"H

Important: Elara® bathtubs are only compatible with the MF35 linear overflow drain.

Hydrotherapy Experience	Experience	Drain	Equipment Location	Controls	Lighting Availability	Heater	Whisper+ Technology®	Bathtub Color	Product Code with Bath Color	+ Add Jet Trim Finish Code			
										Color Matched		Upgrade	
										Jet Trim Finish	List Price	Jet Trim Finish (Chrome)	List Price
SALON® SPA - 10 SlimPro® jets - 4 TargetPro™ jets - Ultra quiet Whisper+ Technology® upgrade available - 900w variable-speed heated air blower Shipping weight: 202 lb	C	L	R	4	Chromatherapy	Yes	No	White	ELA6636CLR4CHW	W	\$9,098	C	\$9,148
				4	Chromatherapy	Yes	No	Oyster	ELA6636CLR4CHY	Y	\$9,223	C	\$9,273
				4	Chromatherapy	Yes	Yes	White	ELA6636CLR4CPW	W	\$9,693	C	\$9,743
				4	Chromatherapy	Yes	Yes	Oyster	ELA6636CLR4CPY	Y	\$9,818	C	\$9,868
				4	Illumatherapy™	Yes	Yes	White	ELA6636CLR4IPW	W	\$10,213	C	\$10,263
				4	Illumatherapy™	Yes	Yes	Oyster	ELA6636CLR4IPY	Y	\$10,338	C	\$10,388
				5	Chromatherapy	Yes	No	White	ELA6636CLR5CHW	W	\$9,993	C	\$10,043
				5	Chromatherapy	Yes	No	Oyster	ELA6636CLR5CHY	Y	\$10,118	C	\$10,168
				5	Chromatherapy	Yes	Yes	White	ELA6636CLR5CPW	W	\$10,588	C	\$10,638
				5	Chromatherapy	Yes	Yes	Oyster	ELA6636CLR5CPY	Y	\$10,713	C	\$10,763
	5	Illumatherapy™	Yes	Yes	White	ELA6636CLR5IPW	W	\$11,108	C	\$11,158			
	5	Illumatherapy™	Yes	Yes	Oyster	ELA6636CLR5IPY	Y	\$11,233	C	\$11,283			
	R	L	4	Chromatherapy	Yes	No	White	ELA6636CRL4CHW	W	\$9,098	C	\$9,148	
			4	Chromatherapy	Yes	No	Oyster	ELA6636CRL4CHY	Y	\$9,223	C	\$9,273	
			4	Chromatherapy	Yes	Yes	White	ELA6636CRL4CPW	W	\$9,693	C	\$9,743	
			4	Chromatherapy	Yes	Yes	Oyster	ELA6636CRL4CPY	Y	\$9,818	C	\$9,868	
			4	Illumatherapy™	Yes	Yes	White	ELA6636CRL4IPW	W	\$10,213	C	\$10,263	
			4	Illumatherapy™	Yes	Yes	Oyster	ELA6636CRL4IPY	Y	\$10,338	C	\$10,388	
			5	Chromatherapy	Yes	No	White	ELA6636CRL5CHW	W	\$9,993	C	\$10,043	
			5	Chromatherapy	Yes	No	Oyster	ELA6636CRL5CHY	Y	\$10,118	C	\$10,168	
5			Chromatherapy	Yes	Yes	White	ELA6636CRL5CPW	W	\$10,588	C	\$10,638		
5			Chromatherapy	Yes	Yes	Oyster	ELA6636CRL5CPY	Y	\$10,713	C	\$10,763		
5	Illumatherapy™	Yes	Yes	White	ELA6636CRL5IPW	W	\$11,108	C	\$11,158				
5	Illumatherapy™	Yes	Yes	Oyster	ELA6636CRL5IPY	Y	\$11,233	C	\$11,283				

Note: Jet trim rings also available in Brushed Nickel and Oil-Rubbed Bronze finishes. Please contact Customer Service for custom order.

ELARA® | ACCESSORIES

Required:

Linear overflow drain kit	MF35	See page 121
---------------------------	-------------	--------------

HYDROTHERAPY EXPERIENCE CODES: B = Bath Soaking A = Pure Air® W = Whirlpool C = Salon® Spa Combination	LOCATION CODES: R = Right L = Left U = Universal X = Not Applicable	CONTROL CODES*: X = None 2 = J2 Basic Control 4 = J4 luxury Control 5 = J5 LCD Control	FEATURE CODES: XX = Not Applicable CX = Chromatherapy CH = Chromatherapy & Heater HS = Heated Soak HC = Heated Soak & Chromatherapy HX = Heater CP = Chromatherapy & Whisper+ IP = Illumatherapy™ & Whisper+	COLOR CODES**: Soaking & Pure Air® Baths: W = White Y = Oyster Whirlpool & Salon® Spa Baths: WW = White Tub/White Trim YY = Oyster Tub/Oyster Trim WC = White Tub/Chrome Trim YC = Oyster Tub/Chrome Trim NOTE: \$125 Upgrade on Oyster \$50 Upgrade on Chrome Trim **Replace last letter in product code with color letter(s)
---	--	---	---	---

*See page 3 for available control options

**Replace last letter in product code with color letter(s)

ELARA® 7236
ELA7236

 **DROP-IN or UNDERMOUNT | 72"L x 36"W x 26"H**

Important: Elara® bathtubs are only compatible with the MF35 linear overflow drain.

Hydrotherapy Experience	Experience	Drain	Equipment Location	Controls	Lighting Availability	Heater	Whisper+ Technology®	Product Code	Bathtub Color	List Price W - White Y + \$125*
SOAKING BATH Shipping weight: 144 lb	B	U	X	X	None	No	No	ELA7236BUXXXX	W	\$1,968
			X	2	Chromatherapy	No	No	ELA7236BUX2CX	W	\$2,443
HEATED SOAK Shipping weight: 144 lb	B	L	R	2	None	Yes	No	ELA7236BLR2HS	W	\$2,763
				2	Chromatherapy	Yes	No	ELA7236BLR2HC	W	\$3,238
	B	R	L	2	None	Yes	No	ELA7236BRL2HS	W	\$2,763
				2	Chromatherapy	Yes	No	ELA7236BRL2HC	W	\$3,238
PURE AIR® BATH - 800w variable-speed heated air blower Shipping weight: 202 lb	A	L	R	2	None	No	No	ELA7236ALR2XX	W	\$5,140
				4	Chromatherapy	No	No	ELA7236ALR4CX	W	\$5,615
	A	R	L	2	None	No	No	ELA7236ARL2XX	W	\$5,140
				4	Chromatherapy	No	No	ELA7236ARL4CX	W	\$5,615

*Heated Soak baths are available in White only

ELARA® | ACCESSORIES

Required:

	Finish	Product Code	List Price
Linear overflow drain kit	White	MF35959	\$119
	Chrome	MF35827	\$119
	Brushed Nickel	MF35826	\$173
	Polished Nickel	MF35824	\$173
	Oil-Rubbed Bronze	MF35845	\$173

Recommended:

Lenire® luxury pillow	LEPI155T	See page 126
Tile flange kit	5817	See page 126
Chromatherapy color light kit — field installed	GD56	See page 126
Linear drain waste overflow pressure test kit	ML08000	See page 121
Linear Brass drain kit	MF75000	See page 121

HYDROTHERAPY EXPERIENCE CODES: B = Bath Soaking A = Pure Air® W = Whirlpool C = Salon® Spa Combination	LOCATION CODES: R = Right L = Left U = Universal X = Not Applicable	CONTROL CODES*: X = None 2 = J2 Basic Control 4 = J4 luxury Control 5 = J5 LCD Control	FEATURE CODES: XX = Not Applicable CX = Chromatherapy CH = Chromatherapy & Heater HS = Heated Soak HC = Heated Soak & Chromatherapy HX = Heater CP = Chromatherapy & Whisper+ IP = Illumatherapy™ & Whisper+	COLOR CODES**: Soaking & Pure Air® Baths: W = White Y = Oyster Whirlpool & Salon® Spa Baths WW = White Tub/White Trim YY = Oyster Tub/Oyster Trim WC = White Tub/Chrome Trim YC = Oyster Tub/Chrome Trim NOTE: \$125 Upgrade on Oyster \$50 Upgrade on Chrome Trim **Replace last letter in product code with color letter(s)
---	--	---	---	--

*See page 3 for available control options

**Replace last letter in product code with color letter(s)

ELARA® 7236
ELA7236

 **DROP-IN or UNDERMOUNT | 72"L x 36"W x 26"H**

Important: Elara® bathtubs are only compatible with the MF35 linear overflow drain.

Hydrotherapy Experience	Experience	Drain	Equipment Location	Controls	Lighting Availability	Heater	Whisper+ Technology®	Bathtub Color	Product Code with Bath Color	+ Add Jet Trim Finish Code			
										Color Matched		Upgrade	
										Jet Trim Finish	List Price	Jet Trim Finish (Chrome)	List Price
WHIRLPOOL - 10 SlimPro® jets - 4 TargetPro™ jets - Ultra quiet Whisper+ Technology® upgrade available Shipping weight: 202 lb	W	L	R	2	None	No	No	White	ELA7236WLR2XXW	W	\$5,140	C	\$5,190
				2	None	No	No	Oyster	ELA7236WLR2XXY	Y	\$5,265	C	\$5,315
				2	None	Yes	No	White	ELA7236WLR2HXW	W	\$5,535	C	\$5,585
				2	None	Yes	No	Oyster	ELA7236WLR2HXY	Y	\$5,660	C	\$5,710
				4	Chromatherapy	Yes	No	White	ELA7236WLR4CHW	W	\$6,010	C	\$6,060
				4	Chromatherapy	Yes	No	Oyster	ELA7236WLR4CHY	Y	\$6,135	C	\$6,185
				4	Chromatherapy	Yes	Yes	White	ELA7236WLR4CPW	W	\$6,605	C	\$6,655
				4	Chromatherapy	Yes	Yes	Oyster	ELA7236WLR4CPY	Y	\$6,730	C	\$6,780
	W	R	L	2	None	No	No	White	ELA7236WLR4IPW	W	\$7,125	C	\$7,175
				2	None	Yes	Yes	Oyster	ELA7236WLR4IPY	Y	\$7,250	C	\$7,300
				2	None	No	No	White	ELA7236WRL2XXW	W	\$5,140	C	\$5,190
				2	None	No	No	Oyster	ELA7236WRL2XXY	Y	\$5,265	C	\$5,315
				2	None	Yes	No	White	ELA7236WRL2HXW	W	\$5,535	C	\$5,585
				2	None	Yes	No	Oyster	ELA7236WRL2HXY	Y	\$5,660	C	\$5,710
				4	Chromatherapy	Yes	No	White	ELA7236WRL4CHW	W	\$6,010	C	\$6,060
				4	Chromatherapy	Yes	No	Oyster	ELA7236WRL4CHY	Y	\$6,135	C	\$6,185
W	R	L	4	Chromatherapy	Yes	Yes	White	ELA7236WRL4CPW	W	\$6,605	C	\$6,655	
			4	Chromatherapy	Yes	Yes	Oyster	ELA7236WRL4CPY	Y	\$6,730	C	\$6,780	
			4	Illumatherapy™	Yes	Yes	White	ELA7236WRL4IPW	W	\$7,125	C	\$7,175	
			4	Illumatherapy™	Yes	Yes	Oyster	ELA7236WRL4IPY	Y	\$7,250	C	\$7,300	

Note: Jet trim rings also available in Brushed Nickel and Oil-Rubbed Bronze finishes. Please contact Customer Service for special order.

ELARA® | ACCESSORIES

Required:	Finish	Product Code	List Price
Linear overflow drain kit	White	MF35959	\$119
	Chrome	MF35827	\$119
	Brushed Nickel	MF35826	\$173
	Polished Nickel	MF35824	\$173
	Oil-Rubbed Bronze	MF35845	\$173

HYDROTHERAPY EXPERIENCE CODES: B = Bath Soaking A = Pure Air® W = Whirlpool C = Salon® Spa Combination	LOCATION CODES: R = Right L = Left U = Universal X = Not Applicable	CONTROL CODES*: X = None 2 = J2 Basic Control 4 = J4 luxury Control 5 = J5 LCD Control	FEATURE CODES: XX = Not Applicable CX = Chromatherapy CH = Chromatherapy & Heater HS = Heated Soak HC = Heated Soak & Chromatherapy HX = Heater CP = Chromatherapy & Whisper+ IP = Illumatherapy™ & Whisper+	COLOR CODES**: Soaking & Pure Air® Baths: W = White Y = Oyster Whirlpool & Salon® Spa Baths: WW = White Tub/White Trim YY = Oyster Tub/Oyster Trim WC = White Tub/Chrome Trim YC = Oyster Tub/Chrome Trim NOTE: \$125 Upgrade on Oyster \$50 Upgrade on Chrome Trim **Replace last letter in product code with color letter(s)
---	--	---	---	---

*See page 3 for available control options

**Replace last letter in product code with color letter(s)

ELARA® 7236
ELA7236



DROP-IN or UNDERMOUNT | 72"L x 36"W x 26"H

Important: Elara® bathtubs are only compatible with the MF35 linear overflow drain.

Hydrotherapy Experience	Experience	Drain	Equipment Location	Controls	Lighting Availability	Heater	Whisper+ Technology®	Bathtub Color	Product Code with Bath Color	+ Add Jet Trim Finish Code			
										Color Matched		Upgrade	
										Jet Trim Finish	List Price	Jet Trim Finish (Chrome)	List Price
SALON® SPA - 10 SlimPro® jets - 4 TargetPro™ jets - Ultra quiet Whisper+ Technology® upgrade available - 900w variable-speed heated air blower Shipping weight: 224 lb	C	L	R	4	Chromatherapy	Yes	No	White	ELA7236CLR4CHW	W	\$9,225	C	\$9,275
				4	Chromatherapy	Yes	No	Oyster	ELA7236CLR4CHY	Y	\$9,350	C	\$9,400
				4	Chromatherapy	Yes	Yes	White	ELA7236CLR4CPW	W	\$9,820	C	\$9,870
				4	Chromatherapy	Yes	Yes	Oyster	ELA7236CLR4CPY	Y	\$9,945	C	\$9,995
				4	Illumatherapy™	Yes	Yes	White	ELA7236CLR4IPW	W	\$10,340	C	\$10,390
				4	Illumatherapy™	Yes	Yes	Oyster	ELA7236CLR4IPY	Y	\$10,465	C	\$10,515
				5	Chromatherapy	Yes	No	White	ELA7236CLR5CHW	W	\$10,120	C	\$10,170
				5	Chromatherapy	Yes	No	Oyster	ELA7236CLR5CHY	Y	\$10,245	C	\$10,295
				5	Chromatherapy	Yes	Yes	White	ELA7236CLR5CPW	W	\$10,715	C	\$10,765
				5	Chromatherapy	Yes	Yes	Oyster	ELA7236CLR5CPY	Y	\$10,840	C	\$10,890
	5	Illumatherapy™	Yes	Yes	White	ELA7236CLR5IPW	W	\$11,235	C	\$11,285			
	5	Illumatherapy™	Yes	Yes	Oyster	ELA7236CLR5IPY	Y	\$11,360	C	\$11,410			
	C	R	L	4	Chromatherapy	Yes	No	White	ELA7236CRL4CHW	W	\$9,225	C	\$9,275
				4	Chromatherapy	Yes	No	Oyster	ELA7236CRL4CHY	Y	\$9,350	C	\$9,400
				4	Chromatherapy	Yes	Yes	White	ELA7236CRL4CPW	W	\$9,820	C	\$9,870
				4	Chromatherapy	Yes	Yes	Oyster	ELA7236CRL4CPY	Y	\$9,945	C	\$9,995
				4	Illumatherapy™	Yes	Yes	White	ELA7236CRL4IPW	W	\$10,340	C	\$10,390
				4	Illumatherapy™	Yes	Yes	Oyster	ELA7236CRL4IPY	Y	\$10,465	C	\$10,515
				5	Chromatherapy	Yes	No	White	ELA7236CRL5CHW	W	\$10,120	C	\$10,170
				5	Chromatherapy	Yes	No	Oyster	ELA7236CRL5CHY	Y	\$10,245	C	\$10,295
5				Chromatherapy	Yes	Yes	White	ELA7236CRL5CPW	W	\$10,715	C	\$10,765	
5				Chromatherapy	Yes	Yes	Oyster	ELA7236CRL5CPY	Y	\$10,840	C	\$10,890	
5	Illumatherapy™	Yes	Yes	White	ELA7236CRL5IPW	W	\$11,235	C	\$11,285				
5	Illumatherapy™	Yes	Yes	Oyster	ELA7236CRL5IPY	Y	\$11,360	C	\$11,410				

Note: Jet trim rings also available in Brushed Nickel and Oil-Rubbed Bronze finishes. Please contact Customer Service for special order.

ELARA® | ACCESSORIES

Required:

Linear overflow drain kit	MF35	See page 121
---------------------------	-------------	--------------

HYDROTHERAPY EXPERIENCE CODES: B = Bath Soaking A = Pure Air® W = Whirlpool C = Salon® Spa Combination	LOCATION CODES: R = Right L = Left U = Universal X = Not Applicable	CONTROL CODES*: X = None 2 = J2 Basic Control 4 = J4 luxury Control 5 = J5 LCD Control	FEATURE CODES: XX = Not Applicable CX = Chromatherapy CH = Chromatherapy & Heater HS = Heated Soak HC = Heated Soak & Chromatherapy HX = Heater CP = Chromatherapy & Whisper+ IP = Illumatherapy™ & Whisper+	COLOR CODES**: Soaking & Pure Air® Baths: W = White Y = Oyster Whirlpool & Salon® Spa Baths WW = White Tub/White Trim YY = Oyster Tub/Oyster Trim WC = White Tub/Chrome Trim YC = Oyster Tub/Chrome Trim NOTE: \$125 Upgrade on Oyster \$50 Upgrade on Chrome Trim **Replace last letter in product code with color letter(s)
---	--	---	---	--

*See page 3 for available control options

**Replace last letter in product code with color letter(s)

ELARA® 7242
ELA7242

 **DROP-IN or UNDERMOUNT | 72"L x 42"W x 26"H**

Important: Elara® bathtubs are only compatible with the MF35 linear overflow drain.

Hydrotherapy Experience	Experience	Drain	Equipment Location	Controls	Lighting Availability	Heater	Whisper+ Technology®	Product Code	Bathtub Color	List Price W - White Y + \$125*
SOAKING BATH Shipping weight: 129 lb	B	U	X	X	None	No	No	ELA7242BUXXXX	W	\$2,076
			X	2	Chromatherapy	No	No	ELA7242BUX2CX	W	\$2,551
HEATED SOAK Shipping weight: 129 lb	B	L	R	2	None	Yes	No	ELA7242BLR2HS	W	\$2,871
				2	Chromatherapy	Yes	No	ELA7242BLR2HC	W	\$3,346
	B	R	L	2	None	Yes	No	ELA7242BRL2HS	W	\$2,871
				2	Chromatherapy	Yes	No	ELA7242BRL2HC	W	\$3,346
PURE AIR® BATH - 800w variable-speed heated air blower Shipping weight: 187 lb	A	L	R	2	None	No	No	ELA7242ALR2XX	W	\$5,282
				4	Chromatherapy	No	No	ELA7242ALR4CX	W	\$5,757
		R	L	2	None	No	No	ELA7242ARL2XX	W	\$5,282
				4	Chromatherapy	No	No	ELA7242ARL4CX	W	\$5,757

*Heated Soak baths are available in White only

ELARA® | ACCESSORIES

Required:	Finish	Product Code	List Price
Linear overflow drain kit	White	MF35959	\$119
	Chrome	MF35827	\$119
	Brushed Nickel	MF35826	\$173
	Polished Nickel	MF35824	\$173
	Oil-Rubbed Bronze	MF35845	\$173

Recommended:

Lenire® luxury pillow	LEPI155T	See page 126
Tile flange kit	5817	See page 126
Chromatherapy color light kit — field installed	GD56	See page 126
Linear drain waste overflow pressure test kit	ML08000	See page 121
Linear Brass drain kit	MF75000	See page 121

HYDROTHERAPY EXPERIENCE CODES: B = Bath Soaking A = Pure Air® W = Whirlpool C = Salon® Spa Combination	LOCATION CODES: R = Right L = Left U = Universal X = Not Applicable	CONTROL CODES*: X = None 2 = J2 Basic Control 4 = J4 luxury Control 5 = J5 LCD Control	FEATURE CODES: XX = Not Applicable CX = Chromatherapy CH = Chromatherapy & Heater HS = Heated Soak HC = Heated Soak & Chromatherapy HX = Heater CP = Chromatherapy & Whisper+ IP = Illumatherapy™ & Whisper+	COLOR CODES**: Soaking & Pure Air® Baths: W = White Y = Oyster Whirlpool & Salon® Spa Baths: WW = White Tub/White Trim YY = Oyster Tub/Oyster Trim WC = White Tub/Chrome Trim YC = Oyster Tub/Chrome Trim NOTE: \$125 Upgrade on Oyster \$50 Upgrade on Chrome Trim **Replace last letter in product code with color letter(s)
---	--	---	---	---

*See page 3 for available control options

**Replace last letter in product code with color letter(s)

ELARA® 7242
ELA7242



DROP-IN or UNDERMOUNT | 72"L x 42"W x 26"H

Important: Elara® bathtubs are only compatible with the MF35 linear overflow drain.

Hydrotherapy Experience	Experience	Drain	Equipment Location	Controls	Lighting Availability	Heater	Whisper+ Technology®	Bathtub Color	Product Code with Bath Color	+ Add Jet Trim Finish Code			
										Color Matched		Upgrade	
										Jet Trim Finish	List Price	Jet Trim Finish (Chrome)	List Price
WHIRLPOOL - 10 SlimPro® jets - 4 TargetPro™ jets - Ultra quiet Whisper+ Technology® upgrade available Shipping weight: 187 lb	W	L	R	2	None	No	No	White	ELA7242WLR2XXW	W	\$5,282	C	\$5,332
				2	None	No	No	Oyster	ELA7242WLR2XXY	Y	\$5,407	C	\$5,457
				2	None	Yes	No	White	ELA7242WLR2HXW	W	\$5,677	C	\$5,727
				2	None	Yes	No	Oyster	ELA7242WLR2HXY	Y	\$5,802	C	\$5,852
				4	Chromatherapy	Yes	No	White	ELA7242WLR4CHW	W	\$6,152	C	\$6,202
				4	Chromatherapy	Yes	No	Oyster	ELA7242WLR4CHY	Y	\$6,277	C	\$6,327
				4	Chromatherapy	Yes	Yes	White	ELA7242WLR4CPW	W	\$6,747	C	\$6,797
				4	Chromatherapy	Yes	Yes	Oyster	ELA7242WLR4CPY	Y	\$6,872	C	\$6,922
	4	Illumatherapy™	Yes	Yes	White	ELA7242WLR4IPW	W	\$7,267	C	\$7,317			
	4	Illumatherapy™	Yes	Yes	Oyster	ELA7242WLR4IPY	Y	\$7,392	C	\$7,442			
	W	R	L	2	None	No	No	White	ELA7242WRL2XXW	W	\$5,282	C	\$5,332
				2	None	No	No	Oyster	ELA7242WRL2XXY	Y	\$5,407	C	\$5,457
				2	None	Yes	No	White	ELA7242WRL2HXW	W	\$5,677	C	\$5,727
				2	None	Yes	No	Oyster	ELA7242WRL2HXY	Y	\$5,802	C	\$5,852
				4	Chromatherapy	Yes	No	White	ELA7242WRL4CHW	W	\$6,152	C	\$6,202
				4	Chromatherapy	Yes	No	Oyster	ELA7242WRL4CHY	Y	\$6,277	C	\$6,327
4				Chromatherapy	Yes	Yes	White	ELA7242WRL4CPW	W	\$6,747	C	\$6,797	
4				Chromatherapy	Yes	Yes	Oyster	ELA7242WRL4CPY	Y	\$6,872	C	\$6,922	
4	Illumatherapy™	Yes	Yes	White	ELA7242WRL4IPW	W	\$7,267	C	\$7,317				
4	Illumatherapy™	Yes	Yes	Oyster	ELA7242WRL4IPY	Y	\$7,392	C	\$7,442				

Note: Jet trim rings also available in Brushed Nickel and Oil-Rubbed Bronze finishes. Please contact Customer Service for special order:

ELARA® | ACCESSORIES

Required:

Required:	Finish	Product Code	List Price
Linear overflow drain kit	White	MF35959	\$119
	Chrome	MF35827	\$119
	Brushed Nickel	MF35826	\$173
	Polished Nickel	MF35824	\$173
	Oil-Rubbed Bronze	MF35845	\$173

HYDROTHERAPY EXPERIENCE CODES: B = Bath Soaking A = Pure Air® W = Whirlpool C = Salon® Spa Combination	LOCATION CODES: R = Right L = Left U = Universal X = Not Applicable	CONTROL CODES*: X = None 2 = J2 Basic Control 4 = J4 luxury Control 5 = J5 LCD Control	FEATURE CODES: XX = Not Applicable CX = Chromatherapy CH = Chromatherapy & Heater HS = Heated Soak HC = Heated Soak & Chromatherapy HX = Heater CP = Chromatherapy & Whisper+ IP = Illumatherapy™ & Whisper+	COLOR CODES**: Soaking & Pure Air® Baths: W = White Y = Oyster Whirlpool & Salon® Spa Baths WW = White Tub/White Trim YY = Oyster Tub/Oyster Trim WC = White Tub/Chrome Trim YC = Oyster Tub/Chrome Trim NOTE: \$125 Upgrade on Oyster \$50 Upgrade on Chrome Trim **Replace last letter in product code with color letter(s)
---	--	---	---	--

*See page 3 for available control options

**Replace last letter in product code with color letter(s)

ELARA® 7242
ELA7242

 **DROP-IN or UNDERMOUNT | 72"L x 42"W x 26"H**
Important: Elara® bathtubs are only compatible with the MF35 linear overflow drain.

Hydrotherapy Experience	Experience	Drain	Equipment Location	Controls	Lighting Availability	Heater	Whisper+ Technology®	Bathtub Color	Product Code with Bath Color	+ Add Jet Trim Finish Code			
										Color Matched		Upgrade	
										Jet Trim Finish	List Price	Jet Trim Finish (Chrome)	List Price
SALON® SPA - 10 SlimPro® jets - 4 TargetPro™ jets - Ultra quiet Whisper+ Technology® upgrade available - 900w variable-speed heated air blower Shipping weight: 209 lb	C	L	R	4	Chromatherapy	Yes	No	White	ELA7242CLR4CHW	W	\$9,363	C	\$9,413
				4	Chromatherapy	Yes	No	Oyster	ELA7242CLR4CHY	Y	\$9,488	C	\$9,538
				4	Chromatherapy	Yes	Yes	White	ELA7242CLR4CPW	W	\$9,958	C	\$10,008
				4	Chromatherapy	Yes	Yes	Oyster	ELA7242CLR4CPY	Y	\$10,083	C	\$10,133
				4	Illumatherapy™	Yes	Yes	White	ELA7242CLR4IPW	W	\$10,478	C	\$10,528
				4	Illumatherapy™	Yes	Yes	Oyster	ELA7242CLR4IPY	Y	\$10,603	C	\$10,653
				5	Chromatherapy	Yes	No	White	ELA7242CLR5CHW	W	\$10,258	C	\$10,308
				5	Chromatherapy	Yes	No	Oyster	ELA7242CLR5CHY	Y	\$10,383	C	\$10,433
				5	Chromatherapy	Yes	Yes	White	ELA7242CLR5CPW	W	\$10,853	C	\$10,903
				5	Chromatherapy	Yes	Yes	Oyster	ELA7242CLR5CPY	Y	\$10,978	C	\$11,028
	5	Illumatherapy™	Yes	Yes	White	ELA7242CLR5IPW	W	\$11,373	C	\$11,423			
	5	Illumatherapy™	Yes	Yes	Oyster	ELA7242CLR5IPY	Y	\$11,498	C	\$11,548			
	C	R	L	4	Chromatherapy	Yes	No	White	ELA7242CRL4CHW	W	\$9,363	C	\$9,413
				4	Chromatherapy	Yes	No	Oyster	ELA7242CRL4CHY	Y	\$9,488	C	\$9,538
				4	Chromatherapy	Yes	Yes	White	ELA7242CRL4CPW	W	\$9,958	C	\$10,008
				4	Chromatherapy	Yes	Yes	Oyster	ELA7242CRL4CPY	Y	\$10,083	C	\$10,133
				4	Illumatherapy™	Yes	Yes	White	ELA7242CRL4IPW	W	\$10,478	C	\$10,528
				4	Illumatherapy™	Yes	Yes	Oyster	ELA7242CRL4IPY	Y	\$10,603	C	\$10,653
				5	Chromatherapy	Yes	No	White	ELA7242CRL5CHW	W	\$10,258	C	\$10,308
				5	Chromatherapy	Yes	No	Oyster	ELA7242CRL5CHY	Y	\$10,383	C	\$10,433
5				Chromatherapy	Yes	Yes	White	ELA7242CRL5CPW	W	\$10,853	C	\$10,903	
5				Chromatherapy	Yes	Yes	Oyster	ELA7242CRL5CPY	Y	\$10,978	C	\$11,028	
5	Illumatherapy™	Yes	Yes	White	ELA7242CRL5IPW	W	\$11,373	C	\$11,423				
5	Illumatherapy™	Yes	Yes	Oyster	ELA7242CRL5IPY	Y	\$11,498	C	\$11,548				

Note: Jet trim rings also available in Brushed Nickel and Oil-Rubbed Bronze finishes. Please contact Customer Service for custom order.

<p>HYDROTHERAPY EXPERIENCE CODES:</p> <p>B = Bath Soaking A = Pure Air® W = Whirlpool C = Salon® Spa Combination</p>	<p>LOCATION CODES:</p> <p>R = Right L = Left U = Universal X = Not Applicable</p>	<p>CONTROL CODES*:</p> <p>X = None 2 = J2 Basic Control 4 = J4 luxury Control 5 = J5 LCD Control</p>	<p>FEATURE CODES:</p> <p>XX = Not Applicable CX = Chromatherapy CH = Chromatherapy & Heater HS = Heated Soak HC = Heated Soak & Chromatherapy HX = Heater CP = Chromatherapy & Whisper+ IP = Illumatherapy™ & Whisper+</p>	<p>COLOR CODES**:</p> <p>Soaking & Pure Air® Baths: W = White Y = Oyster</p> <p>Whirlpool & Salon® Spa Baths WW = White Tub/White Trim YY = Oyster Tub/Oyster Trim WC = White Tub/Chrome Trim YC = Oyster Tub/Chrome Trim</p> <p>NOTE: \$125 Upgrade on Oyster \$50 Upgrade on Chrome Trim</p> <p>**Replace last letter in product code with color letter(s)</p>
---	--	---	---	---

*See page 3 for available control options

ELARA® | ACCESSORIES

Required:

	Finish	Product Code	List Price
Linear overflow drain kit	White	MF35959	\$119
	Chrome	MF35827	\$119
	Brushed Nickel	MF35826	\$173
	Polished Nickel	MF35824	\$173
	Oil-Rubbed Bronze	MF35845	\$173

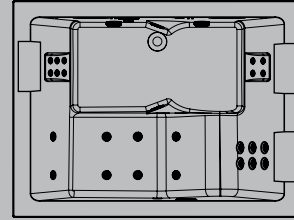
Recommended:

Lenire® luxury pillow	LEPI155T	See page 126
Tile flange kit	5817	See page 126
Chromatherapy color light kit — field installed	GD56	See page 126
Linear drain waste overflow pressure test kit	ML08000	See page 121
Linear Brass drain kit	MF75000	See page 121

Note: Jet trims come factory-installed on SlimPro® and TargetPro™ jets on Elara® Whirlpools and Salon® Spa bathtubs.

ELARA® PLUS

• ELARA® PLUS 7959



ELARA® PLUS WHIRLPOOL

ELARA® PLUS 7959 ELA7959



DROP-IN or UNDERMOUNT | 79"L x 59"W x 25.5"H

Important: HP55 drain kit included

Hydrotherapy Experience	Experience	Drain	Equipment Location	Controls	Lighting Availability	Heater	Whisper+ Technology®	Product Code with Bath Color	Jet Trim Finish	List Price
WHIRLPOOL BATH - (2) J4 control panels - (2) Ultra quiet Whisper+ Technology® pumps - Total of 28 jets for ideal massages - Includes 2 TargetPro™ jets - Includes 10 SlimPro® jets - Includes 16 SlimPro® mini jets - Chrome HP55 drain kit included - (1) LED-lit neck massaging waterfall - (1) Chromatherapy light - (3) Pillows - Optional upgrade: (2) J5 control panels Shipping weight: 350 lb	W	C	D	4	Chromatherapy	Yes	Yes	ELA7959WCD4CPW	C	\$11,795
	W	C	D	5	Chromatherapy	Yes	Yes	ELA7959WCD5CPW	C	\$12,690

Note: Jet trim rings also available in White, Brushed Nickel and Oil-Rubbed Bronze finishes. Please contact Customer Service for custom order.

HYDROTHERAPY EXPERIENCE CODES:

W = Whirlpool

LOCATION CODES:

C = Center
D = Dual

CONTROL CODES*:

4 = J4 Luxury Control
5 = J5 LCD Control

FEATURE CODES:

CP = Chromatherapy & Whisper+


COLOR CODES:

WC = White Tub/Chrome Trim

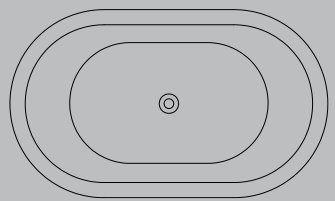
*See page 3 for available control options

ERA™

- ERA™ 6636
- ERA™ 7142
- ACCESSORIES



ERA™ WITH PEDESTAL



ERA™ SOAKING BATH

ERA™ 6636 ERD6636

FREESTANDING | 66"L x 36"W x 20"H*
*Height with all base options is 25"

Hydrotherapy Experience	Experience	Drain	Equipment Location	Controls	Lighting Availability	Heater	Product Code	Bathtub Color	List Price
SOAKING BATH - Claw feet or pedestal base is required and sold separately. - Drain, supply lines and filler sold separately Shipping weight: 129 lb	B	C	X	X	None	No	ERD6636BCXXXX	W	\$2,180

ERA™ 6636 | ACCESSORIES

Required:

	Product Code: With Finish	List Price
Era™ bathtub ball and claw feet	EV01959 WHITE	\$659
	EV01827 CHROME	\$659
	EV01826 BRUSHED NICKEL	\$709
	EV01829 BRIGHT BRASS	\$709
Era™ bathtub pedestal base	EV17959 WHITE	\$879

Recommended:

Freestanding bathtub filler (wall-mounted or combine with EV16 supply lines to floor-mount)	EV19	See page 113
Freestanding bathtub supply lines with shutoffs (for floor-mount installations)	EV16	See page 113
Era™ freestanding toe-tap drain kit	EV23	See page 120

HYDROTHERAPY EXPERIENCE CODES: B = Bath Soaking	LOCATION CODES: C = Center	CONTROL CODES: X = None	FEATURE CODES: XX = Not Applicable	COLOR CODES: W = White
---	--------------------------------------	-----------------------------------	--	----------------------------------

HYDROTHERAPY EXPERIENCE CODES: B = Bath Soaking	LOCATION CODES: C = Center	CONTROL CODES: X = None	FEATURE CODES: XX = Not Applicable	COLOR CODES: W = White
---	--------------------------------------	-----------------------------------	--	----------------------------------

ERA™ 7142
ERD7142

 **FREESTANDING | 71"L x 42"W x 20"H***
 *Height with all base options is 25"

Hydrotherapy Experience	Experience	Drain	Equipment Location	Controls	Lighting Availability	Heater	Product Code	Bathtub Color	List Price
SOAKING BATH - Claw feet or pedestal base is required and sold separately. - Drain, supply lines and filler sold separately Shipping weight: 156 lb	B	C	X	X	None	No	ERD7142BCXXXX	W	\$2,318

ERA™ 7142 | ACCESSORIES

Required:

Product Code: With Finish

List Price

Era™ bathtub ball and claw feet		EV01959 WHITE	\$659
		EV01827 CHROME	\$659
		EV01826 BRUSHED NICKEL	\$709
		EV01829 BRIGHT BRASS	\$709
Era™ bathtub pedestal base		EV14959 WHITE	\$879


Recommended:

Freestanding bathtub filler (wall-mounted or combine with EV16 supply lines to floor-mount)	EV19	See page 113
Freestanding bathtub supply lines with shutoffs (for floor-mount installations)	EV16	See page 113
Era™ freestanding toe-tap drain kit	EV23	See page 120

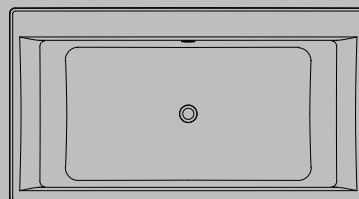
FIORE™

- FIORE™ 6232
- FIORE™ 6636
- ACCESSORIES

Deck-mount faucet compatible



FIORE™ 6636 SIDE VIEW



FIORE™ 6636 SOAKING BATH

FIORE™ 6232 FIF6232

FREESTANDING | 62"L x 32"W x 24.1"H

Hydrotherapy Experience	Experience	Drain	Equipment Location	Controls	Lighting Availability	Heater	Product Code	Bathtub Color	List Price
SOAKING BATH Shipping weight: 154 lb	B	C	X	X	None	No	FIF6232BCXXXX	W	\$2,140
							FIF6232BCXXXX	Y	\$2,265

FIORE™ 6636 FIF6636

FREESTANDING | 66"L x 36"W x 24.1"H

Hydrotherapy Experience	Experience	Drain	Equipment Location	Controls	Lighting Availability	Heater	Product Code	Bathtub Color	List Price
SOAKING BATH Shipping weight: 175 lb	B	C	X	X	None	No	FIF6636BCXXXX	W	\$2,256
							FIF6636BCXXXX	Y	\$2,381
PURE AIR® BATH - Remote 800w variable-speed heated air blower Shipping weight: 175 lb	A	C	X	2	None	No	FIF6636ACX2XX	W	\$4,106
							FIF6636ACX2XX	Y	\$4,231

FIORE™ | ACCESSORIES

Recommended:

Universal rotary/cable drain kit, 26" cable (Compatible only with Fiore™ Freestanding 6232)	HP55	See page 120
Universal deep soak drain kit (Compatible with non-jetted tubs only)	LH33	See page 120
Slip cover drain kit	PG35	See page 120
Lenire® luxury pillow	LEPI155T	See page 126
Drain alignment kit for freestanding bathtub installations	MZ20000	See page 121
Bath/shower shelf	PP58	See page 126

HYDROTHERAPY EXPERIENCE CODES:

B = Bath Soaking
A = Pure Air®

LOCATION CODES:

R = Right
L = Left
C = Center
X = Not Applicable

CONTROL CODES*:

X = None
2 = J2 Basic Control

FEATURE CODES:

XX = Not Applicable

COLOR CODES**:

W = White
Y = Oyster
K = Black/White
B = Black

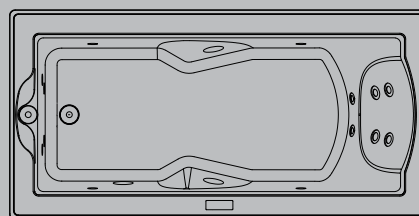
NOTE:
\$125 Upgrade on Oyster
\$375 Upgrade on Black

*See page 3 for available control options

**Replace last letter in product code with color letter

FUZION®

- FUZION® 7236
- ACCESSORIES



FUZION® 7236 WHIRLPOOL

FUZION® 7236 FUZ7236



DROP-IN or UNDERMOUNT | 71" L x 36" W x 24" H†

†Height including wood frame is 25.25" (frame adds 1.25")

Hydrotherapy Experience	Experience	Drain	Equipment Location	Controls	Lighting Availability	Heater	Whisper Technology®	Product Code	Bathtub Color	List Price W-White Y + \$125 B + \$375
SOAKING BATH - Infinity-edge overflow, chrome drain included - (1) Ergonomically designed pillow - Optional wood deck (HB73) sold separately Shipping weight: 165 lb	B	U	X	X	None	No	No	FUZ7236BUXXXX	W	\$3,019
				2	Chromatherapy	No	No	FUZ7236BUX2CX	W	\$3,494
PURE AIR® BATH - 800w variable-speed heated air blower - Infinity-edge overflow, chrome drain included - (1) Ergonomically designed pillow - Optional wood deck sold separately (HB73) Shipping weight: 205 lb	A	L	R	4	Chromatherapy	No	No	FUZ7236ALR4CX	W	\$6,304
				5	Chromatherapy	No	No	FUZ7236ALR5CX	W	\$7,199
		R	L	4	Chromatherapy	No	No	FUZ7236ARL4CX	W	\$6,304
				5	Chromatherapy	No	No	FUZ7236ARL5CX	W	\$7,199
WHIRLPOOL BATH - 2 TargetPro™ jets - 12 SlimPro® jets - Infinity-edge overflow, chrome drain included - (1) Ergonomically designed pillow - Whirlpool maintenance heater - Optional wood deck (HB73) sold separately Shipping weight: 210 lb	W	L	R	4	Chromatherapy	Yes	No	FUZ7236WLR4CH	W	\$6,554
				4	Chromatherapy	Yes	Yes	FUZ7236WLR4CW	W	\$6,759
				4	Illumatherapy™	Yes	No	FUZ7236WLR4IH	W	\$7,074
				4	Illumatherapy™	Yes	Yes	FUZ7236WLR4IW	W	\$7,279
				5	Chromatherapy	Yes	No	FUZ7236WLR5CH	W	\$7,449
				5	Chromatherapy	Yes	Yes	FUZ7236WLR5CW	W	\$7,654
				5	Illumatherapy™	Yes	No	FUZ7236WLR5IH	W	\$7,969
				5	Illumatherapy™	Yes	Yes	FUZ7236WLR5IW	W	\$8,174

Note: Neck-massaging waterfall not available on Fuzion® 7236

*NOTE: Drop-in installation requires purchase of coordinating wood frame as found on page 63.

Note: Jet trim rings also available in Chrome, Brushed Nickel and Oil-Rubbed Bronze finishes. Please contact Customer Service for custom order.

HYDROTHERAPY EXPERIENCE CODES:

B = Bath Soaking
A = Pure Air®
W = Whirlpool
C = Salon® Spa Combination

LOCATION CODES:

R = Right
L = Left
U = Universal
X = Not Applicable

CONTROL CODES*:

X = None
2 = J2 Basic Control
4 = J4 luxury Control
5 = J5 LCD Control

*See page 3 for available control options

FEATURE CODES:

XX = Not Applicable
CX = Chromatherapy
CH = Chromatherapy & Heater
CW = Chromatherapy, Heater & Whisper
IH = Illumatherapy™ & Heater
IW = Illumatherapy™, Heater & Whisper

COLOR CODES**:

W = White
Y = Oyster
B = Black

NOTE:
\$125 Upgrade on Oyster
\$375 Upgrade on Black

**Replace last letter in product code with color letter

HYDROTHERAPY EXPERIENCE CODES:	LOCATION CODES:	CONTROL CODES*:	FEATURE CODES:	COLOR CODES**:
B = Bath Soaking A = Pure Air® W = Whirlpool C = Salon® Spa Combination	R = Right L = Left U = Universal X = Not Applicable	X = None 2 = J2 Basic Control 4 = J4 luxury Control 5 = J5 LCD Control	XX = Not Applicable CX = Chromatherapy CH = Chromatherapy & Heater CW = Chromatherapy, Heater & Whisper IH = Illumatherapy™ & Heater IW = Illumatherapy™, Heater & Whisper	W = White Y = Oyster B = Black NOTE: \$125 Upgrade on Oyster \$375 Upgrade on Black **Replace last letter in product code with color letter

*See page 3 for available control options

FUZION® 7236
FUZ7236

 **DROP-IN or UNDERMOUNT | 71"L x 36"W x 24"H†**
†Height including wood frame is 25.25" (frame adds 1.25")

Hydrotherapy Experience	Experience	Drain	Equipment Location	Controls	Lighting Availability	Heater	Whisper Technology®	Product Code	Bathtub Color	List Price W - White Y + \$125 B + \$375
WHIRLPOOL BATH - 2 TargetPro™ jets - 12 SlimPro® jets - Infinity-edge overflow, chrome drain included - (1) Ergonomically designed pillow - Whirlpool maintenance heater - Optional wood deck (HB73) sold separately Shipping weight: 210 lb	W	R	L	4	Chromatherapy	Yes	No	FUZ7236WRL4CH	W	\$6,554
				4	Chromatherapy	Yes	Yes	FUZ7236WRL4CW	W	\$6,759
				4	Illumatherapy™	Yes	No	FUZ7236WRL4IH	W	\$7,074
				4	Illumatherapy™	Yes	Yes	FUZ7236WRL4IW	W	\$7,279
				5	Chromatherapy	Yes	No	FUZ7236WRL5CH	W	\$7,449
				5	Chromatherapy	Yes	Yes	FUZ7236WRL5CW	W	\$7,654
				5	Illumatherapy™	Yes	No	FUZ7236WRL5IH	W	\$7,969
				5	Illumatherapy™	Yes	Yes	FUZ7236WRL5IW	W	\$8,174
SALON® SPA COMBINATION - 2 TargetPro™ jets - 12 SlimPro® jets - Infinity-edge overflow, chrome drain included - (1) Ergonomically designed pillow - Whirlpool maintenance heater - 900w variable-speed heated air blower - Optional wood deck (HB73) sold separately Shipping weight: 256 lb	C	R	L	4	Chromatherapy	Yes	No	FUZ7236CRL4CH	W	\$7,664
				4	Chromatherapy	Yes	Yes	FUZ7236CRL4CW	W	\$7,869
				4	Illumatherapy™	Yes	No	FUZ7236CRL4IH	W	\$8,184
				4	Illumatherapy™	Yes	Yes	FUZ7236CRL4IW	W	\$8,389
				5	Chromatherapy	Yes	No	FUZ7236CRL5CH	W	\$8,559
				5	Chromatherapy	Yes	Yes	FUZ7236CRL5CW	W	\$8,764
				5	Illumatherapy™	Yes	No	FUZ7236CRL5IH	W	\$9,079
				5	Illumatherapy™	Yes	Yes	FUZ7236CRL5IW	W	\$9,284

Note: Neck-massaging waterfall not available on Fuzion® 7236

*NOTE: Drop-in installation requires purchase of coordinating wood frame as found below.

Note: Jet trim rings also available in Chrome, Brushed Nickel and Oil-Rubbed Bronze finishes. Please contact Customer Service for custom order.

FUZION® 7236 WOOD FRAME Wood frame must be ordered separately

Recommended:	Product Code with Finish	List Price
Fuzion® 7236 no control cut-out optional wood frame (for use on Soaker model FUZ7236B; includes template for all control panels for alternate location mounting on Pure Air®, Whirlpools and Salon® Spas)	HB73900 NATURAL	\$1,909
	HB73935 WENGE	\$1,939
	HB73936 TEAK	\$1,909

FUZION® | ACCESSORIES

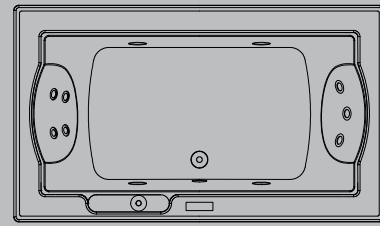
Recommended:		
Fuzion® replacement pillow, 5.2" x 20"	DD50	See page 126
Chromatherapy color light kit — field installed	GD56	See page 126

Chrome twist and turn drain included. For alternate finishes replace with standard parts (1.5" drain elbow).

Note: Jet trim not available for AccuPro™ jets on Fuzion® Whirlpools and Salon® Spa bathtubs.

FUZION®

- FUZION® 7242
- ACCESSORIES



FUZION® 7242 WHIRLPOOL

FUZION® 7242 FUZ7242



DROP-IN* or UNDERMOUNT | 72"L x 42"W x 24"H†

†Height including wood frame is 25.25" (frame adds 1.25")

Hydrotherapy Experience	Experience	Drain	Equipment Location	Controls	Lighting Availability	Heater	Whisper Technology®	Product Code	Bathtub Color	List Price W - White Y + \$125 B + \$375
SOAKING BATH - Infinity-edge overflow, chrome drain included - (2) Ergonomically designed pillows - Optional wood deck (GP95) sold separately Shipping weight: 167 lb	B	C	X	X	None	No	No	FUZ7242BCXXXX	W	\$3,155
				2	Chromatherapy	No	No	FUZ7242BCX2CX	W	\$3,630
PURE AIR® BATH - 800w variable-speed heated air blower - Infinity-edge overflow, chrome drain included - (2) Ergonomically designed pillows - Optional wood deck (GU05) sold separately Shipping weight: 225 lb	A	C	R	4	Chromatherapy	No	No	FUZ7242ACR4CX	W	\$6,436
				5	Chromatherapy	No	No	FUZ7242ACR5CX	W	\$7,331
WHIRLPOOL BATH - 4 TargetPro™ jets - 7 SlimPro® jets - Infinity-edge overflow, chrome drain included - (2) Neck massaging waterfalls - Chromatherapy upgrade comprised of lighted neck massaging waterfalls - (2) Ergonomically designed pillows - Whirlpool maintenance heater - Optional wood deck (GU05) sold separately Shipping weight: 249 lb	W	C	R	4	Chromatherapy	Yes	No	FUZ7242WCR4CH	W	\$8,734
				4	Chromatherapy	Yes	Yes	FUZ7242WCR4CW	W	\$8,939
				4	Illumatherapy™	Yes	No	FUZ7242WCR4IH	W	\$9,254
				4	Illumatherapy™	Yes	Yes	FUZ7242WCR4IW	W	\$9,459
				5	Chromatherapy	Yes	No	FUZ7242WCR5CH	W	\$9,629
				5	Chromatherapy	Yes	Yes	FUZ7242WCR5CW	W	\$9,834
				5	Illumatherapy™	Yes	No	FUZ7242WCR5IH	W	\$10,149
				5	Illumatherapy™	Yes	Yes	FUZ7242WCR5IW	W	\$10,354

*NOTE: Drop-in installation requires purchase of coordinating wood frame as found on page 65.

Note: Jet trim rings also available in Chrome, Brushed Nickel and Oil-Rubbed Bronze finishes. Please contact Customer Service for custom order.

<p>HYDROTHERAPY EXPERIENCE CODES:</p> <p>B = Bath Soaking A = Pure Air® W = Whirlpool C = Salon® Spa Combination</p>	<p>LOCATION CODES:</p> <p>C = Center R = Right X = Not Applicable</p>	<p>CONTROL CODES*:</p> <p>X = None 2 = J2 Basic Control 4 = J4 luxury Control 5 = J5 LCD Control</p>	<p>FEATURE CODES:</p> <p>XX = Not Applicable CX = Chromatherapy CH = Chromatherapy & Heater CW = Chromatherapy, Heater & Whisper IH = Illumatherapy™ & Heater IW = Illumatherapy™, Heater & Whisper</p>	<p>COLOR CODES**:</p> <p>W = White Y = Oyster B = Black</p> <p>NOTE: \$125 Upgrade on Oyster \$375 Upgrade on Black</p>
<p>*See page 3 for available control options</p>			<p>**Replace last letter in product code with color letter</p>	

HYDROTHERAPY EXPERIENCE CODES: B = Bath Soaking A = Pure Air® W = Whirlpool C = Salon® Spa Combination	LOCATION CODES: C = Center R = Right X = Not Applicable	CONTROL CODES*: X = None 2 = J2 Basic Control 4 = J4 Luxury Control 5 = J5 LCD Control <small>*See page 3 for available control options</small>	FEATURE CODES: XX = Not Applicable CX = Chromatherapy CH = Chromatherapy & Heater CW = Chromatherapy, Heater & Whisper IH = Illumatherapy™ & Heater IW = Illumatherapy™, Heater & Whisper	COLOR CODES**: W = White Y = Oyster B = Black NOTE: \$125 Upgrade on Oyster \$375 Upgrade on Black <small>**Replace last letter in product code with color letter</small>
---	---	---	--	---

FUZION® 7242
FUZ7242

 **DROP-IN* or UNDERMOUNT | 72"L x 42"W x 24"H†**
 †Height including wood frame is 25.25" (frame adds 1.25")

Hydrotherapy Experience	Experience	Drain	Equipment Location	Controls	Lighting Availability	Heater	Whisper Technology®	Product Code	Bathtub Color	List Price W - White Y + \$125 B + \$375
SALON® SPA COMBINATION - 4 TargetPro™ jets - 7 SlimPro® jets - (2) Neck massaging waterfalls - Chromatherapy upgrade comprised of lighted neck massaging waterfalls - (2) Ergonomically designed pillows - Infinity-edge overflow, chrome drain included - Whirlpool maintenance heater - 900w variable-speed heated air blower - Optional wood deck (GU05) sold separately Shipping weight: 274 lb	C	C	R	4	Chromatherapy	Yes	No	FUZ7242CCR4CH	W	\$10,144
				4	Chromatherapy	Yes	Yes	FUZ7242CCR4CW	W	\$10,349
				4	Illumatherapy™	Yes	No	FUZ7242CCR4IH	W	\$10,664
				4	Illumatherapy™	Yes	Yes	FUZ7242CCR4IW	W	\$10,869
				5	Chromatherapy	Yes	No	FUZ7242CCR5CH	W	\$11,039
				5	Chromatherapy	Yes	Yes	FUZ7242CCR5CW	W	\$11,244
				5	Illumatherapy™	Yes	No	FUZ7242CCR5IH	W	\$11,559
				5	Illumatherapy™	Yes	Yes	FUZ7242CCR5IW	W	\$11,764

*NOTE: Drop-in installation requires purchase of coordinating wood frame as found below.
 Note: Jet trim rings also available in Chrome, Brushed Nickel and Oil-Rubbed Bronze finishes. Please contact Customer Service for custom order.

FUZION® 7242 WOOD FRAME Wood frame must be ordered separately

Recommended:	Product Code with Finish	List Price
Fuzion® 7242 no control cut-out optional wood frame (For use on Soaker model FUZ7242B; includes template for all control panels for alternate location mounting on Pure Air®, Whirlpools and Salon® Spas)	GP95900 NATURAL	\$1,989
	GP95935 WENGE	\$1,989
	GP95936 TEAK	\$1,989
Fuzion® 7242 control cut-out for J4 and J5 controls (For use on Pure Air®, Whirlpool and Salon® Spa models with product codes starting FUZ7242ACR, FUZ7242WCR and FUZ7242CCR)	GU05900 NATURAL	\$1,989
	GU05935 WENGE	\$1,989
	GU05936 TEAK	\$1,989

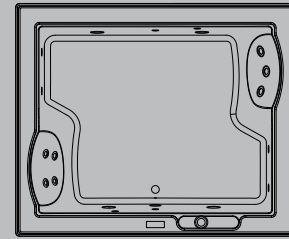
FUZION® | ACCESSORIES

Recommended:		
Fuzion® replacement pillow, 5.2" x 20"	DD50	See page 126
Chromatherapy color light kit — field installed	GD56	See page 126

Chrome twist and turn drain included. For alternate finishes replace with standard parts (1.5" drain elbow).
 Note: Jet trim not available for AccuPro™ jets on Fuzion® Whirlpools and Salon® Spa bathtubs.

FUZION®

- FUZION® 7260
- ACCESSORIES



FUZION® 7260 WHIRLPOOL

FUZION® 7260 FUZ7260

 DROP-IN* or UNDERMOUNT | 72"L x 60"W x 24"H†

†Height including wood frame is 25.25" (frame adds 1.25")

Hydrotherapy Experience	Experience	Drain	Equipment Location	Controls	Lighting Availability	Heater	Whisper Technology®	Product Code	Bathtub Color	List Price W - White Y + \$125 B + \$375
SOAKING BATH - Infinity-edge overflow, chrome drain included - (2) Ergonomically designed pillows - Optional wood deck (HB75) sold separately Shipping weight: 230 lb	B	C	X	X	None	No	No	FUZ7260BCXXXX	W	\$3,705
				2	Chromatherapy	No	No	FUZ7260BCX2CX	W	\$4,180
PURE AIR® BATH - 800w variable-speed heated air blower - Infinity-edge overflow, chrome drain included - (2) Ergonomically designed pillows - Optional wood deck (HB74) sold separately Shipping weight: 300 lb	A	C	R	4	Chromatherapy	No	No	FUZ7260ACR4CX	W	\$6,996
				5	Chromatherapy	No	No	FUZ7260ACR5CX	W	\$7,891
WHIRLPOOL SINGLE ZONE - 4 TargetPro™ jets - 11 SlimPro® jets - Infinity-edge overflow, chrome drain included - (2) Neck massaging waterfalls - Chromatherapy upgrade comprised of lighted neck massaging waterfalls - (2) Ergonomically designed pillows - Whirlpool maintenance heater - Optional wood deck (HB74) sold separately Shipping weight: 287 lb	W	C	R	4	Chromatherapy	Yes	No	FUZ7260WCR4CH	W	\$8,926
				4	Chromatherapy	Yes	Yes	FUZ7260WCR4CW	W	\$9,131
				4	Illumatherapy™	Yes	No	FUZ7260WCR4IH	W	\$9,446
				4	Illumatherapy™	Yes	Yes	FUZ7260WCR4IW	W	\$9,651
				5	Chromatherapy	Yes	No	FUZ7260WCR5CH	W	\$9,821
				5	Chromatherapy	Yes	Yes	FUZ7260WCR5CW	W	\$10,026
				5	Illumatherapy™	Yes	No	FUZ7260WCR5IH	W	\$10,341
			L	4	Chromatherapy	Yes	No	FUZ7260WCL4CH	W	\$8,926
				4	Chromatherapy	Yes	Yes	FUZ7260WCL4CW	W	\$9,131
				4	Illumatherapy™	Yes	No	FUZ7260WCL4IH	W	\$9,446
				4	Illumatherapy™	Yes	Yes	FUZ7260WCL4IW	W	\$9,651
				5	Chromatherapy	Yes	No	FUZ7260WCL5CH	W	\$9,821
				5	Chromatherapy	Yes	Yes	FUZ7260WCL5CW	W	\$10,026
				5	Illumatherapy™	Yes	No	FUZ7260WCL5IH	W	\$10,341
5	Illumatherapy™	Yes	Yes	FUZ7260WCL5IW	W	\$10,546				

*NOTE: Drop-in installation requires purchase of coordinating wood frame as found on page 68.

Note: Jet trim rings also available in Chrome, Brushed Nickel and Oil-Rubbed Bronze finishes. Please contact Customer Service for custom order:

HYDROTHERAPY EXPERIENCE CODES:

B = Bath Soaking
A = Pure Air®
W = Whirlpool
C = Salon® Spa Combination

LOCATION CODES:

C = Center
R = Right
L = Left
D = Dual
X = Not Applicable

CONTROL CODES*:

X = None
2 = J2 Basic Control
4 = J4 luxury Control
5 = J5 LCD Control

*See page 3 for available control options

FEATURE CODES:

XX = Not Applicable
CX = Chromatherapy
CH = Chromatherapy & Heater
CW = Chromatherapy, Heater & Whisper
IH = Illumatherapy™ & Heater
IW = Illumatherapy™, Heater & Whisper

COLOR CODES:**

W = White
Y = Oyster
B = Black

NOTE:
\$125 Upgrade on Oyster
\$375 Upgrade on Black

**Replace last letter in product code with color letter

HYDROTHERAPY EXPERIENCE CODES: B = Bath Soaking A = Pure Air® W = Whirlpool C = Salon® Spa Combination	LOCATION CODES: C = Center R = Right L = Left D = Dual X = Not Applicable	CONTROL CODES*: X = None 2 = J2 Basic Control 4 = J4 luxury Control 5 = J5 LCD Control <small>*See page 3 for available control options</small>	FEATURE CODES: XX = Not Applicable CX = Chromatherapy CH = Chromatherapy & Heater CW = Chromatherapy, Heater & Whisper IH = Illumatherapy™ & Heater IW = Illumatherapy™, Heater & Whisper	COLOR CODES**: W = White Y = Oyster B = Black NOTE: \$125 Upgrade on Oyster \$375 Upgrade on Black <small>**Replace last letter in product code with color letter</small>
---	---	---	--	---

FUZION® 7260
FUZ7260



DROP-IN* or UNDERMOUNT | 72"L x 60"W x 24"H†

†Height including wood frame is 25.25" (frame adds 1.25")

Hydrotherapy Experience	Experience	Drain	Equipment Location	Controls	Lighting Availability	Heater	Whisper Technology®	Product Code	Bathtub Color	List Price W - White Y + \$125 B + \$375
WHIRLPOOL DUAL ZONE - (2) control panels and pump/motors - 4 TargetPro™ jets - 19 SlimPro® jets - Infinity-edge overflow, chrome drain included - (2) Neck massaging waterfalls - Chromatherapy upgrade comprised of lighted neck massaging waterfalls - (2) Ergonomically designed pillows - (2) Whirlpool maintenance heaters - Optional wood deck (HB76) sold separately Shipping weight: 322 lb	W	C	D	4	Chromatherapy	Yes	No	FUZ7260WCD4CH	W	\$10,128
				4	Chromatherapy	Yes	Yes	FUZ7260WCD4CW	W	\$10,333
				4	Illumatherapy™	Yes	No	FUZ7260WCD4IH	W	\$10,648
				4	Illumatherapy™	Yes	Yes	FUZ7260WCD4IW	W	\$10,853
				5	Chromatherapy	Yes	No	FUZ7260WCD5CH	W	\$11,023
				5	Chromatherapy	Yes	Yes	FUZ7260WCD5CW	W	\$11,228
				5	Illumatherapy™	Yes	No	FUZ7260WCD5IH	W	\$11,543
				5	Illumatherapy™	Yes	Yes	FUZ7260WCD5IW	W	\$11,748
SALON® SPA COMBINATION - 4 TargetPro™ jets - 11 SlimPro® jets - Infinity-edge overflow, chrome drain included - (2) Neck massaging waterfalls - Chromatherapy upgrade comprised of lighted neck massaging waterfalls - (2) Ergonomically designed pillows - Whirlpool maintenance heater - 900w variable-speed heated air blower - Optional wood deck (HB74) sold separately Shipping weight: 346 lb	C	C	R	4	Chromatherapy	Yes	No	FUZ7260CCR4CH	W	\$10,419
				4	Chromatherapy	Yes	Yes	FUZ7260CCR4CW	W	\$10,624
				4	Illumatherapy™	Yes	No	FUZ7260CCR4IH	W	\$10,939
				4	Illumatherapy™	Yes	Yes	FUZ7260CCR4IW	W	\$11,144
				5	Chromatherapy	Yes	No	FUZ7260CCR5CH	W	\$11,314
				5	Chromatherapy	Yes	Yes	FUZ7260CCR5CW	W	\$11,519
				5	Illumatherapy™	Yes	No	FUZ7260CCR5IH	W	\$11,834
				5	Illumatherapy™	Yes	Yes	FUZ7260CCR5IW	W	\$12,039
			L	4	Chromatherapy	Yes	No	FUZ7260CCL4CH	W	\$10,419
				4	Chromatherapy	Yes	Yes	FUZ7260CCL4CW	W	\$10,624
				4	Illumatherapy™	Yes	No	FUZ7260CCL4IH	W	\$10,939
				4	Illumatherapy™	Yes	Yes	FUZ7260CCL4IW	W	\$11,144
				5	Chromatherapy	Yes	No	FUZ7260CCL5CH	W	\$11,314
				5	Chromatherapy	Yes	Yes	FUZ7260CCL5CW	W	\$11,519
				5	Illumatherapy™	Yes	No	FUZ7260CCL5IH	W	\$11,834
				5	Illumatherapy™	Yes	Yes	FUZ7260CCL5IW	W	\$12,039

*NOTE: Drop-in installation requires purchase of coordinating wood frame as found on page 68.

Note: Jet trim rings also available in Chrome, Brushed Nickel and Oil-Rubbed Bronze finishes. Please contact Customer Service for custom order.

FUZION® 7260 WOOD FRAME Wood frame must be ordered separately

Recommended:

Fuzion® 7260 no control cut-out optional wood frame (For use on Soaker model FUZ7260B; includes template for all control panels for alternate location mounting on Pure Air®, Whirlpools and Salon® Spas)	HB75900 NATURAL	\$2,059
	HB75935 WENGE	\$2,059
	HB75936 TEAK	\$2,059
Fuzion® 7260 control cut-out for J4 and J5 controls (For use on Pure Air®, Whirlpool and Salon® Spa models with product codes starting FUZ7260ACR, FUZ7260WCR and FUZ7260CCR)	HB74900 NATURAL	\$2,059
	HB74935 WENGE	\$2,059
	HB74936 TEAK	\$2,059
Fuzion® 7260 two control cut-outs for J4 and J5 controls (For use on dual-zone Whirlpools with product codes starting FUZ7260WCD)	HB76900 NATURAL	\$2,059
	HB76935 WENGE	\$2,059
	HB76936 TEAK	\$2,059

FUZION® | ACCESSORIES

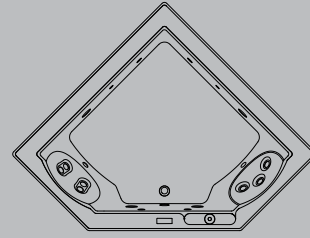
Recommended:

Fuzion® replacement pillow, 5.2" x 20"	DD50	See page 126
Chromatherapy color light kit — field installed	GD56	See page 126

Chrome twist and turn drain included. For alternate finishes replace with standard parts (1.5" drain elbow).
 Note: jet trim not available for AccuPro™ jets on Fuzion® Whirlpools and Salon® Spa bathtubs.

FUZION®

- FUZION® 6666 CORNER
- ACCESSORIES



FUZION® 6666 WHIRLPOOL

FUZION® 6666 CORNER FUZ6666



DROP-IN* or UNDERMOUNT | 66"L x 66"W x 24"H†

†Height including wood frame is 25.25" (frame adds 1.25")

Hydrotherapy Experience	Experience	Drain	Equipment Location	Controls	Lighting Availability	Heater	Whisper Technology®	Product Code	Bathtub Color	List Price W - White Y + \$125 B + \$375
SOAKING BATH - Infinity-edge overflow, chrome drain included - (2) Ergonomically designed pillows - Optional wood deck (HB79) sold separately Shipping weight: 220 lb	B	C	X	X	None	No	No	FUZ6666BCXXXX	W	\$3,578
				2	Chromatherapy	No	No	FUZ6666BCX2CX	W	\$4,053
PURE AIR® BATH - 800w variable-speed heated air blower - Infinity-edge overflow, chrome drain included - (2) Ergonomically designed pillows - Optional wood deck (HB78) sold separately Shipping weight: 280 lb	A	C	R	4	Chromatherapy	No	No	FUZ6666ACR4CX	W	\$6,887
				5	Chromatherapy	No	No	FUZ6666ACR5CX	W	\$7,782
WHIRLPOOL BATH - 4 TargetPro™ jets - 11 SlimPro® jets - Infinity-edge overflow, chrome drain included - (2) Neck massaging waterfalls - Chromatherapy upgrade comprised of lighted neck massaging waterfalls - (2) Ergonomically designed pillows - Whirlpool maintenance heater - Optional wood deck (HB78) sold separately Shipping weight: 273 lb	W	C	R	4	Chromatherapy	Yes	No	FUZ6666WCR4CH	W	\$8,802
				4	Chromatherapy	Yes	Yes	FUZ6666WCR4CW	W	\$9,007
				4	Illumatherapy™	Yes	No	FUZ6666WCR4IH	W	\$9,322
				4	Illumatherapy™	Yes	Yes	FUZ6666WCR4IW	W	\$9,527
				5	Chromatherapy	Yes	No	FUZ6666WCR5CH	W	\$9,697
				5	Chromatherapy	Yes	Yes	FUZ6666WCR5CW	W	\$9,902
				5	Illumatherapy™	Yes	No	FUZ6666WCR5IH	W	\$10,217
				5	Illumatherapy™	Yes	Yes	FUZ6666WCR5IW	W	\$10,422
			L	4	Chromatherapy	Yes	No	FUZ6666WCL4CH	W	\$8,802
				4	Chromatherapy	Yes	Yes	FUZ6666WCL4CW	W	\$9,007
				4	Illumatherapy™	Yes	No	FUZ6666WCL4IH	W	\$9,322
				4	Illumatherapy™	Yes	Yes	FUZ6666WCL4IW	W	\$9,527
				5	Chromatherapy	Yes	No	FUZ6666WCL5CH	W	\$9,697
				5	Chromatherapy	Yes	Yes	FUZ6666WCL5CW	W	\$9,902
			5	Illumatherapy™	Yes	No	FUZ6666WCL5IH	W	\$10,217	
			5	Illumatherapy™	Yes	Yes	FUZ6666WCL5IW	W	\$10,422	

*NOTE: Drop-in installation requires purchase of coordinating wood frame as found on page 70.

Note: Jet trim rings also available in Chrome, Brushed Nickel and Oil-Rubbed Bronze finishes. Please contact Customer Service for custom order.

HYDROTHERAPY EXPERIENCE CODES: B = Bath Soaking A = Pure Air® W = Whirlpool C = Salon® Spa Combination	LOCATION CODES: C = Center R = Right L = Left X = Not Applicable	CONTROL CODES*: X = None 2 = J2 Basic Control 4 = J4 Luxury Control 5 = J5 LCD Control	FEATURE CODES: XX = Not Applicable CX = Chromatherapy CH = Chromatherapy & Heater CW = Chromatherapy, Heater & Whisper IH = Illumatherapy™ & Heater IW = Illumatherapy™, Heater & Whisper	COLOR CODES**: W = White Y = Oyster B = Black NOTE: \$125 Upgrade on Oyster \$375 Upgrade on Black **Replace last letter in product code with color letter
---	---	---	--	--

*See page 3 for available control options

HYDROTHERAPY EXPERIENCE CODES: B = Bath Soaking A = Pure Air® W = Whirlpool C = Salon® Spa Combination	LOCATION CODES: C = Center R = Right L = Left U = Universal F = Right Front X = Not Applicable	CONTROL CODES*: X = None 2 = J2 Basic Control 4 = J4 luxury Control 5 = J5 LCD Control <small>*See page 3 for available control options</small>	FEATURE CODES: XX = Not Applicable CX = Chromatherapy CH = Chromatherapy & Heater CW = Chromatherapy, Heater & Whisper IH = Illumatherapy™ & Heater IW = Illumatherapy™, Heater & Whisper	COLOR CODES**: W = White Y = Oyster B = Black NOTE: \$125 Upgrade on Oyster \$375 Upgrade on Black <small>**Replace last letter in product code with color letter</small>
---	---	---	--	---

FUZION® 6666 CORNER FUZ6666



DROP-IN* or UNDERMOUNT | 66"L x 66"W x 24"H†
 †Height including wood frame is 25.25" (frame adds 1.25")

Hydrotherapy Experience	Experience	Drain	Equipment Location	Controls	Lighting Availability	Heater	Whisper Technology®	Product Code	Bathub Color	List Price W - White Y + \$125 B + \$375
SALON® SPA COMBINATION - 4 TargetPro™ jets - 11 SlimPro® jets - Infinity-edge overflow, chrome drain included - (2) Neck massaging waterfalls - Chromatherapy upgrade comprised of lighted neck massaging waterfalls - (2) Ergonomically designed pillows - Whirlpool maintenance heater - 900w variable-speed heated air blower - Optional wood deck (HB78) sold separately Shipping weight: 308 lb	C	C	R	4	Chromatherapy	Yes	No	FUZ6666CCR4CH	W	\$10,296
				4	Chromatherapy	Yes	Yes	FUZ6666CCR4CW	W	\$10,501
				4	Illumatherapy™	Yes	No	FUZ6666CCR4IH	W	\$10,816
				4	Illumatherapy™	Yes	Yes	FUZ6666CCR4IW	W	\$11,021
				5	Chromatherapy	Yes	No	FUZ6666CCR5CH	W	\$11,191
				5	Chromatherapy	Yes	Yes	FUZ6666CCR5CW	W	\$11,396
				5	Illumatherapy™	Yes	No	FUZ6666CCR5IH	W	\$11,711
				5	Illumatherapy™	Yes	Yes	FUZ6666CCR5IW	W	\$11,916

*NOTE: Drop-in installation requires purchase of coordinating wood frame as found below.
 Note: jet trim rings also available in Chrome, Brushed Nickel and Oil-Rubbed Bronze finishes. Please contact Customer Service for custom order.

FUZION® 6666 CORNER WOOD FRAME Wood frame must be ordered separately

Recommended:

Fuzion® 6666 no control cut-out optional wood frame (For use on Soaker model FUZ6666B includes template for all control panels for alternate location mounting on Pure Air®, Whirlpools and Salon® Spas)	HB79900 NATURAL	\$2,059
	HB79935 WENGE	\$2,059
	HB79936 TEAK	\$2,059
Fuzion® 6666 control cut-out for J4 and J5 controls (For use on Pure Air®, Whirlpool and Salon® Spa models with product codes starting FUZ6666ACR, FUZ6666WCR and FUZ6666CCR)	HB78900 NATURAL	\$2,059
	HB78935 WENGE	\$2,059
	HB78936 TEAK	\$2,059

FUZION® | ACCESSORIES


Recommended:

Fuzion® replacement pillow, 5.2" x 20"	DD50	See page 126
Chromatherapy color light kit — field installed	GD56	See page 126

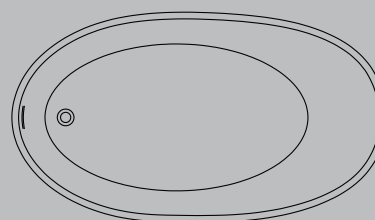
Chrome twist and turn drain included. For alternate finishes replace with standard parts (1.5" drain elbow).
 Note: Jet trim not available for AccuPro™ jets on Fuzion® Whirlpools and Salon® Spa bathtubs.

ILEANA®

- ILEANA® 6730
- ACCESSORIES



ILEANA® 6730 SIDE VIEW



ILEANA® 6730 SOAKING BATH

ILEANA® 6730 ILF6730

FREESTANDING | 67" L x 30" W x 24.5" H

Hydrotherapy Experience	Experience	Drain	Equipment Location	Controls	Lighting Availability	Color	Inside Finish	Outside Finish	Product Code	List Price
SOAKING BATH - Luxecast® Solid Surface - Integral linear overflow Shipping weight: 203 lb	B	U	X	X	None	White	Gloss	Gloss	ILF6730BUXXXXG	\$4,995
					None	White	Matte	Matte	ILF6730BUXXXXM	\$4,995

Note: An integral linear overflow and white texture-matched toe tap drain kit is included with the bathtub.

ILEANA® | ACCESSORIES


Recommended:

ileana® Sink	ILV1717	See page 133
Lenire® luxury pillow	LEP1155T	See page 126
Drain alignment kit for freestanding bathtub installations	MZ20000	See page 121
Bath/shower shelf	PP58	See page 126

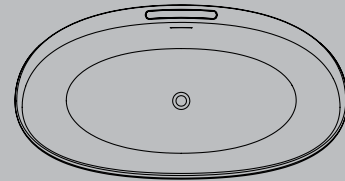
HYDROTHERAPY EXPERIENCE CODES: B = Bath Soaking	LOCATION CODES: U = Universal	CONTROL CODES: X = None	FEATURE CODES: XX = Not Applicable	COLOR CODES: G = Gloss White M = Matte White
---	---	-----------------------------------	--	---

KARINA™

- KARINA™ 6534
- ACCESSORIES



KARINA™ 6534 SIDE VIEW



KARINA™ 6534 SOAKING BATH

KARINA™ 6534 KAF6534

FREESTANDING | 65" L x 34.6" W x 24" H

Hydrotherapy Experience	Experience	Drain	Equipment Location	Controls	Lighting Availability	Color	Inside Finish	Outside Finish	Product Code	List Price
SOAKING BATH - Luxecast® Solid Surface - Integral linear overflow - Integrated ledge for storage Shipping weight: 265 lb	B	C	X	X	None	White	Gloss	Gloss	KAF6534BCXXXXG	\$5,195
					None	White	Matte	Matte	KAF6534BCXXXXM	\$5,195

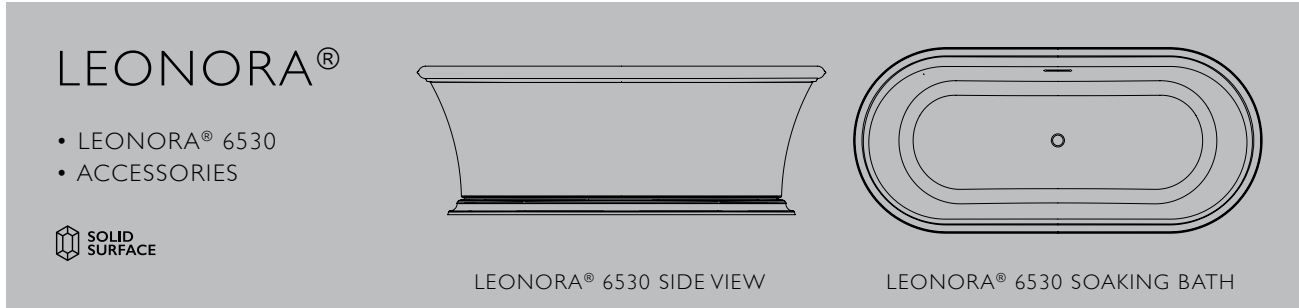
Note: An integral linear overflow and white texture-matched toe tap drain kit is included with the bathtub.

KARINA™ | ACCESSORIES

Recommended:

Ileana® Sink	ILV1717	See page 133
Lenire® luxury pillow	LEPI155T	See page 126
Drain alignment kit for freestanding bathtub installations	MZ20000	See page 121
Bath/shower shelf	PP58	See page 126

HYDROTHERAPY EXPERIENCE CODES: B = Bath Soaking	LOCATION CODES: C = Center	CONTROL CODES: X = None	FEATURE CODES: XX = Not Applicable	COLOR CODES: G = Gloss White M = Matte White
---	--------------------------------------	-----------------------------------	--	---



LEONORA®

- LEONORA® 6530
- ACCESSORIES



LEONORA® 6530
LEF6530

FREESTANDING | 65" L x 30" W x 24" H

Hydrotherapy Experience	Experience	Drain	Equipment Location	Controls	Lighting Availability	Color	Inside Finish	Outside Finish	Product Code	List Price
SOAKING BATH - Luxecast® Solid Surface - Integral linear overflow Shipping weight: 518 lb	B	C	X	X	None	White	Gloss	Gloss	LEF6530BCXXXXG	\$5,195
					None	White	Matte	Matte	LEF6530BCXXXXM	\$5,195

Note: An integral linear overflow and white texture-matched toe tap drain kit is included with the bathtub.

LEONORA® | ACCESSORIES

Recommended:

Leonora® Sink	LEV1515	See page 133
Lenire® luxury pillow	LEPI155T	See page 126
Drain alignment kit for freestanding bathtub installations	MZ20000	See page 121
Bath/shower shelf	PP58	See page 126

<p>HYDROTHERAPY EXPERIENCE CODES:</p> <p>B = Bath Soaking</p>	<p>LOCATION CODES:</p> <p>C = Center</p>	<p>CONTROL CODES:</p> <p>X = None</p>	<p>FEATURE CODES:</p> <p>XX = Not Applicable</p>	<p>COLOR CODES:</p> <p>G = Gloss White M = Matte White</p>
--	---	--	---	---

LINEA®

- LINEA® 6030
- LINEA® 6032
- LINEA® 6036
- LINEA® 6632
- ACCESSORIES



LINEA® WHIRLPOOL

LINEA® 6030 LIN6030



DROP-IN OR UNDERMOUNT | 60"L x 30"W x 22"H

Important: Linea® bathtubs are only compatible with the MF35 linear overflow drain.

Hydrotherapy Experience	Experience	Drain	Equipment Location	Controls	Lighting Availability	Heater	Whisper+ Technology®	Product Code	Bathtub Color	List Price
SOAKING BATH Shipping weight: 70 lb	B	U	X	X	None	No	No	LIN6030BUXXXX	W	\$1,470

LINEA® | ACCESSORIES

Required:

	Finish	Product Code	List Price
Linear overflow drain kit	White	MF35959	\$119
	Chrome	MF35827	\$119
	Brushed Nickel	MF35826	\$173
	Polished Nickel	MF35824	\$173
	Oil-Rubbed Bronze	MF35845	\$173

Recommended:

Lenire® luxury pillow	LEPI155T	See page 133
Linear drain waste overflow, pressure test kit	ML08000	See page 121
Linear Brass drain kit	MF75000	See page 121
Bath/shower shelf	PP58	See page 126

HYDROTHERAPY EXPERIENCE CODES:

B = Bath Soaking
A = Pure Air®
W = Whirlpool

LOCATION CODES:

R = Right
L = Left
U = Universal
X = Not Applicable

CONTROL CODES:

2 = J2 Basic Control
X = None

FEATURE CODES:


XX = Not Applicable
CH = Chromatherapy & Heater
HS = Heated Soak
HC = Heated Soak & Chromatherapy
HX = Heater
CP = Chromatherapy & Whisper+

COLOR CODES:

W = White

HYDROTHERAPY EXPERIENCE CODES:	LOCATION CODES:	CONTROL CODES:	FEATURE CODES:	COLOR CODES**:
B = Bath Soaking A = Pure Air® W = Whirlpool	U = Universal X = Not Applicable R = Right L = Left	X = None 2=J2 Basic Control	XX = Not Applicable CH = Chromatherapy & Heater HS = Heated Soak HC = Heated Soak & Chromatherapy CP = Chromatherapy & Whisper+ HX = Heater	W = White Y = Oyster Whirlpool Baths WW = White Tub/White Trim YY = Oyster Tub/Oyster Trim WC = White Tub/Chrome Trim YC = Oyster Tub/Chrome Trim NOTE: \$125 Upgrade on Oyster **Replace last letter in product code with color letter(s)

LINEA® 6030
LNS6030

 SKIRTED | 60"L x 30"W x 19.5"H

Important: Linea® bathtubs are only compatible with the MF35 linear overflow drain.

Hydrotherapy Experience	Experience	Drain	Equipment Location	Controls	Lighting Availability	Heater	Whisper+ Technology®	Product Code	Bathtub Color	List Price W - White Y + \$125*
SOAKING BATH - Integral skirt† with built-in tile flange Shipping weight: 70 lb	B	L	X	X	None	No	No	LNS6030BLXXXX	W	\$975
		R	X	X	None	No	No	LNS6030BRXXXX	W	\$975
HEATED SOAK - Integral skirt† with built-in tile flange Shipping weight: 70 lb	B	L	R	2	None	Yes	No	LNS6030BLR2HS	W	\$1,770
		R	L	2	None	Yes	No	LNS6030BRL2HS	W	\$1,770
		L	R	2	Chromatherapy	Yes	No	LNS6030BLR2HC	W	\$2,245
		R	L	2	Chromatherapy	Yes	No	LNS6030BRL2HC	W	\$2,245
PURE AIR® BATH - 800w variable-speed heated air blower - Integral skirt† with built-in tile flange Shipping weight: 117 lb	A	L	R	2	None	No	No	LNS6030ALR2XX	W	\$2,396
		R	L	2	None	No	No	LNS6030ARL2XX	W	\$2,396

*Heated Soak baths are available in White only
†The Linea® skirt is not removable - alternate access is required.

LINEA® | ACCESSORIES

Required:

	Finish		
Linear overflow drain kit	White	MF35959	\$119
	Chrome	MF35827	\$119
	Brushed Nickel	MF35826	\$173
	Polished Nickel	MF35824	\$173
	Oil-Rubbed Bronze	MF35845	\$173

Recommended:

Lenire® luxury pillow	LEPI155T	See page 126
Linear drain waste overflow, pressure test kit	ML08000	See page 121
Linear Brass drain kit	MF75000	See page 121

HYDROTHERAPY EXPERIENCE CODES: B = Bath Soaking A = Pure Air® W = Whirlpool	LOCATION CODES: R = Right L = Left U = Universal X = Not Applicable	CONTROL CODES*: X = None 2 = J2 Basic Control	FEATURE CODES: XX = Not Applicable CH = Chromatherapy & Heater HS = Heated Soak HC = Heated Soak & Chromatherapy CP = Chromatherapy & Whisper+ HX = Heater	COLOR CODES**: Soaking & Pure Air® Baths: W = White Y = Oyster Whirlpool Baths: WW = White Tub/White Trim YY = Oyster Tub/Oyster Trim WC = White Tub/Chrome Trim YC = Oyster Tub/Chrome Trim NOTE: \$125 Upgrade on Oyster \$50 Upgrade on Chrome Trim **Replace last letter in product code with color letter(s)
---	--	--	---	--

*See page 3 for available control options

**Replace last letter in product code with color letter(s)

LINEA® 6030
LNS6030



SKIRTED | 60" L x 30" W x 19.5" H

Important: Linea® bathtubs are only compatible with the MF35 linear overflow drain.

Hydrotherapy Experience	Experience	Drain	Equipment Location	Controls	Lighting Availability	Heater	Whisper+ Technology®	Bathtub Color	Product Code with Bath Color	+ Add Jet Trim Finish Code			
										Color Matched		Upgrade	
										Jet Trim Finish	List Price	Jet Trim Finish (Chrome)	List Price
WHIRLPOOL - 8 SlimPro® jets - Ultra quiet Whisper+ Technology® upgrade available - Integral skirt† with built-in tile flange Shipping weight: 114 lb	W	L	R	2	None	No	No	White	LNS6030WLR2XXW	W	\$2,396	C	\$2,446
				2	None	No	No	Oyster	LNS6030WLR2XXY	Y	\$2,521	C	\$2,571
				2	None	Yes	No	White	LNS6030WLR2HXW	W	\$2,621	C	\$2,671
				2	None	Yes	No	Oyster	LNS6030WLR2HXY	Y	\$2,746	C	\$2,796
				2	Chromatherapy	Yes	No	White	LNS6030WLR2CHW	W	\$3,021	C	\$3,071
				2	Chromatherapy	Yes	No	Oyster	LNS6030WLR2CHY	Y	\$3,146	C	\$3,196
				2	Chromatherapy	Yes	Yes	White	LNS6030WLR2CPW	W	\$3,616	C	\$3,911
				2	Chromatherapy	Yes	Yes	Oyster	LNS6030WLR2CPY	Y	\$3,741	C	\$4,036
	R	L	2	None	No	No	White	LNS6030WRL2XXW	W	\$2,396	C	\$2,446	
			2	None	No	No	Oyster	LNS6030WRL2XXY	Y	\$2,521	C	\$2,571	
			2	None	Yes	No	White	LNS6030WRL2HXW	W	\$2,621	C	\$2,671	
			2	None	Yes	No	Oyster	LNS6030WRL2HXY	Y	\$2,746	C	\$2,796	
			2	Chromatherapy	Yes	No	White	LNS6030WRL2CHW	W	\$3,021	C	\$3,071	
			2	Chromatherapy	Yes	No	Oyster	LNS6030WRL2CHY	Y	\$3,146	C	\$3,196	
			2	Chromatherapy	Yes	Yes	White	LNS6030WRL2CPW	W	\$3,616	C	\$3,911	
			2	Chromatherapy	Yes	Yes	Oyster	LNS6030WRL2CPY	Y	\$3,741	C	\$4,036	

† The Linea® skirt is not removable - alternate access is required.

Note: Jet trim rings also available in Brushed Nickel and Oil-Rubbed Bronze finishes. Please contact Customer Service for special order.

LINEA® | ACCESSORIES

Required:

	Finish	Product Code	List Price
Linear overflow drain kit	White	MF35959	\$119
	Chrome	MF35827	\$119
	Brushed Nickel	MF35826	\$173
	Polished Nickel	MF35824	\$173
	Oil-Rubbed Bronze	MF35845	\$173

Note: Jet trims come factory-installed on SlimPro® jets on Linea® Whirlpool baths.

Recommended:

Lenire® luxury pillow	LEPI155T	See page 126
Linear drain waste overflow, pressure test kit	ML08000	See page 121
Linear Brass drain kit	MF75000	See page 121

HYDROTHERAPY EXPERIENCE CODES: B = Bath Soaking A = Pure Air® W = Whirlpool	LOCATION CODES: U = Universal X = Not Applicable R = Right L = Left	CONTROL CODES*: X = None 2 = J2 Basic Control	FEATURE CODES: XX = Not Applicable HS = Heated Soak HC = Heated Soak & Chromatherapy CH = Chromatherapy & Heater CP = Chromatherapy & Whisper+ HX = Heater	COLOR CODES**: Soaking & Pure Air® Baths: W = White Y = Oyster Whirlpool Baths WW = White Tub/White Trim YY = Oyster Tub/Oyster Trim WC = White Tub/Chrome Trim YC = Oyster Tub/Chrome Trim NOTE: \$125 Upgrade on Oyster \$50 Upgrade on Chrome Trim **Replace last letter in product code with color letter(s)
---	--	--	---	---

*See page 3 for available control options

LINEA® 6032
LNS6032



SKIRTED | 60" L x 32" W x 19.5" H

Important: Linea® bathtubs are only compatible with the MF35 linear overflow drain.

Hydrotherapy Experience	Experience	Drain	Equipment Location	Controls	Lighting Availability	Heater	Whisper+ Technology®	Product Code	Bathtub Color	List Price W - White Y + \$125*
SOAKING BATH - Integral skirt† with built-in tile flange Shipping weight: 70 lb	B	L	X	X	None	No	No	LNS6032BLXXXX	W	\$975
		R	X	X	None	No	No	LNS6032BRXXXX	W	\$975
HEATED SOAK - Integral skirt† with built-in tile flange Shipping weight: 70 lb	B	L	R	2	None	Yes	No	LNS6032BLR2HS	W	\$1,770
		R	L	2	None	Yes	No	LNS6032BRL2HS	W	\$1,770
		L	R	2	Chromatherapy	Yes	No	LNS6032BLR2HC	W	\$2,245
		R	L	2	Chromatherapy	Yes	No	LNS6032BRL2HC	W	\$2,245
PURE AIR® BATH - 800w variable-speed heated air blower - Integral skirt† with built-in tile flange Shipping weight: 117 lb	A	L	R	2	None	No	No	LNS6032ALR2XX	W	\$2,396
		R	L	2	None	No	No	LNS6032ARL2XX	W	\$2,396

*Heated Soak baths are available in White only

†The Linea® skirt is not removable - alternate access is required.

LINEA® | ACCESSORIES

Required:

	Finish	Product Code	List Price
Linear overflow drain kit	White	MF35959	\$119
	Chrome	MF35827	\$119
	Brushed Nickel	MF35826	\$173
	Polished Nickel	MF35824	\$173
	Oil-Rubbed Bronze	MF35845	\$173

Note: Jet trims come factory-installed on SlimPro® jets on Linea® Whirlpool baths.

Recommended:

Lenire® luxury pillow	LEPI155T	See page 126
Linear drain waste overflow, pressure test kit	ML08000	See page 121
Linear Brass drain kit	MF75000	See page 121

HYDROTHERAPY EXPERIENCE CODES: B = Bath Soaking A = Pure Air® W = Whirlpool	LOCATION CODES: R = Right L = Left U = Universal X = Not Applicable	CONTROL CODES*: X = None 2 = J2 Basic Control	FEATURE CODES: XX = Not Applicable CH = Chromatherapy & Heater HS = Heated Soak HC = Heated Soak & Chromatherapy CP = Chromatherapy & Whisper+ HX = Heater	COLOR CODES**: Soaking & Pure Air® Baths: W = White Y = Oyster Whirlpool Baths: WW = White Tub/White Trim YY = Oyster Tub/Oyster Trim WC = White Tub/Chrome Trim YC = Oyster Tub/Chrome Trim NOTE: \$125 Upgrade on Oyster \$50 Upgrade on Chrome Trim **Replace last letter in product code with color letter(s)
---	--	--	---	--

*See page 3 for available control options

**Replace last letter in product code with color letter(s)

LINEA® 6032
LNS6032



SKIRTED | 60" L x 32" W x 19.5" H

Important: Linea® bathtubs are only compatible with the MF35 linear overflow drain.

Hydrotherapy Experience	Experience	Drain	Equipment Location	Controls	Lighting Availability	Heater	Whisper+ Technology®	Bathtub Color	Product Code with Bath Color	+ Add Jet Trim Finish Code			
										Color Matched		Upgrade	
										Jet Trim Finish	List Price	Jet Trim Finish (Chrome)	List Price
WHIRLPOOL - 8 SlimPro® jets - Ultra quiet Whisper+ Technology® upgrade available - Integral skirt† with built-in tile flange Shipping weight: 114 lb	W	L	R	2	None	No	No	White	LNS6032WLR2XXW	W	\$2,396	C	\$2,446
				2	None	No	No	Oyster	LNS6032WLR2XXY	Y	\$2,521	C	\$2,571
				2	None	Yes	No	White	LNS6032WLR2HXW	W	\$2,621	C	\$2,671
				2	None	Yes	No	Oyster	LNS6032WLR2HXY	Y	\$2,746	C	\$2,796
				2	Chromatherapy	Yes	No	White	LNS6032WLR2CHW	W	\$3,021	C	\$3,071
				2	Chromatherapy	Yes	No	Oyster	LNS6032WLR2CHY	Y	\$3,146	C	\$3,196
				2	Chromatherapy	Yes	Yes	White	LNS6032WLR2CPW	W	\$3,616	C	\$3,911
	W	R	L	2	None	No	No	White	LNS6032WRL2XXW	W	\$2,396	C	\$2,446
				2	None	No	No	Oyster	LNS6032WRL2XXY	Y	\$2,521	C	\$2,571
				2	None	Yes	No	White	LNS6032WRL2HXW	W	\$2,621	C	\$2,671
				2	None	Yes	No	Oyster	LNS6032WRL2HXY	Y	\$2,746	C	\$2,796
				2	Chromatherapy	Yes	No	White	LNS6032WRL2CHW	W	\$3,021	C	\$3,071
				2	Chromatherapy	Yes	No	Oyster	LNS6032WRL2CHY	Y	\$3,146	C	\$3,196
				2	Chromatherapy	Yes	Yes	White	LNS6032WRL2CPW	W	\$3,616	C	\$3,911
				2	Chromatherapy	Yes	Yes	Oyster	LNS6032WRL2CPY	Y	\$3,741	C	\$4,036

† The Linea® skirt is not removable - alternate access is required.

Note: Jet trim rings also available in Brushed Nickel and Oil-Rubbed Bronze finishes. Please contact Customer Service for special order.


LINEA® | ACCESSORIES

Required:	Finish	Product Code	List Price
Linear overflow drain kit	White	MF35959	\$119
	Chrome	MF35827	\$119
	Brushed Nickel	MF35826	\$173
	Polished Nickel	MF35824	\$173
	Oil-Rubbed Bronze	MF35845	\$173

HYDROTHERAPY EXPERIENCE CODES: B = Bath Soaking A = Pure Air® W = Whirlpool	LOCATION CODES: U = Universal X = Not Applicable R = Right L = Left	CONTROL CODES*: X = None 2 = J2 Basic Control	FEATURE CODES: XX = Not Applicable HS = Heated Soak HC = Heated Soak & Chromatherapy CH = Chromatherapy & Heater CP = Chromatherapy & Whisper+ HX = Heater	COLOR CODES**: Soaking & Pure Air® Baths: W = White Y = Oyster Whirlpool Baths WW = White Tub/White Trim YY = Oyster Tub/Oyster Trim WC = White Tub/Chrome Trim YC = Oyster Tub/Chrome Trim NOTE: \$125 Upgrade on Oyster \$50 Upgrade on Chrome Trim **Replace last letter in product code with color letter(s)
---	--	--	---	---

*See page 3 for available control options

LINEA® 6036
LNS6036

 SKIRTED | 60"L x 36"W x 19.5"H

Important: Linea® bathtubs are only compatible with the MF35 linear overflow drain.

Hydrotherapy Experience	Experience	Drain	Equipment Location	Controls	Lighting Availability	Heater	Whisper+ Technology®	Product Code	Bathtub Color	List Price W-White Y + \$125*
SOAKING BATH - Integral skirt† with built-in tile flange Shipping weight: 75 lb	B	L	X	X	None	No	No	LNS6036BLXXXX	W	\$1,285
		R	X	X	None	No	No	LNS6036BRXXXX	W	\$1,285
HEATED SOAK - Integral skirt† with built-in tile flange Shipping weight: 75 lb	B	L	R	2	None	Yes	No	LNS6036BLR2HS	W	\$2,080
		R	L	2	None	Yes	No	LNS6036BRL2HS	W	\$2,080
		L	R	2	Chromatherapy	Yes	No	LNS6036BLR2HC	W	\$2,555
		R	L	2	Chromatherapy	Yes	No	LNS6036BRL2HC	W	\$2,555
PURE AIR® BATH - 800w variable-speed heated air blower - Integral skirt with built-in tile flange Shipping weight: 117 lb	A	L	R	2	None	No	No	LNS6036ALR2XX	W	\$2,714
		R	L	2	None	No	No	LNS6036ARL2XX	W	\$2,714

*Heated Soak baths are available in White only
†The Linea® skirt is not removable - alternate access is required.

LINEA® | ACCESSORIES

Required:	Finish	Product Code	List Price
Linear overflow drain kit	White	MF35959	\$119
	Chrome	MF35827	\$119
	Brushed Nickel	MF35826	\$173
	Polished Nickel	MF35824	\$173
	Oil-Rubbed Bronze	MF35845	\$173

Recommended:


Lenire® luxury pillow	LEPI155T	See page 126
Linear drain waste overflow, pressure test kit	ML08000	See page 121
Linear Brass drain kit	MF75000	See page 121

HYDROTHERAPY EXPERIENCE CODES: B = Bath Soaking A = Pure Air® W = Whirlpool	LOCATION CODES: R = Right L = Left U = Universal X = Not Applicable	CONTROL CODES*: X = None 2 = J2 Basic Control	FEATURE CODES: XX = Not Applicable CH = Chromatherapy & Heater HS = Heated Soak HC = Heated Soak & Chromatherapy CP = Chromatherapy & Whisper+ HX = Heater	COLOR CODES**: Soaking & Pure Air® Baths: W = White Y = Oyster Whirlpool Baths: WW = White Tub/White Trim YY = Oyster Tub/Oyster Trim WC = White Tub/Chrome Trim YC = Oyster Tub/Chrome Trim NOTE: \$125 Upgrade on Oyster \$50 Upgrade on Chrome Trim **Replace last letter in product code with color letter(s)
---	--	--	---	--

*See page 3 for available control options

**Replace last letter in product code with color letter(s)

LINEA® 6036
LNS6036

 SKIRTED | 60"L x 36"W x 19.5"H

Important: Linea® bathtubs are only compatible with the MF35 linear overflow drain.

Hydrotherapy Experience	Experience	Drain	Equipment Location	Controls	Lighting Availability	Heater	Whisper+ Technology®	Bathtub Color	Product Code with Bath Color	+ Add Jet Trim Finish Code			
										Color Matched		Upgrade	
										Jet Trim Finish	List Price	Jet Trim Finish (Chrome)	List Price
WHIRLPOOL - 8 SlimPro® jets - Ultra quiet Whisper+ Technology® upgrade available - Integral skirt† with built-in tile flange Shipping weight: 114 lb	W	L	R	2	None	No	No	White	LNS6036WLR2XXW	W	\$2,714	C	\$2,764
				2	None	No	No	Oyster	LNS6036WLR2XXY	Y	\$2,839	C	\$2,889
				2	None	Yes	No	White	LNS6036WLR2HXW	W	\$3,109	C	\$3,159
				2	None	Yes	No	Oyster	LNS6036WLR2HXY	Y	\$3,234	C	\$3,284
				2	Chromatherapy	Yes	No	White	LNS6036WLR2CHW	W	\$3,584	C	\$3,634
				2	Chromatherapy	Yes	No	Oyster	LNS6036WLR2CHY	Y	\$3,709	C	\$3,759
				2	Chromatherapy	Yes	Yes	White	LNS6036WLR2CPW	W	\$4,179	C	\$4,229
				2	Chromatherapy	Yes	Yes	Oyster	LNS6036WLR2CPY	Y	\$4,304	C	\$4,354
	W	R	L	2	None	No	No	White	LNS6036WRL2XXW	W	\$2,714	C	\$2,764
				2	None	No	No	Oyster	LNS6036WRL2XXY	Y	\$2,839	C	\$2,889
				2	None	Yes	No	White	LNS6036WRL2HXW	W	\$3,109	C	\$3,159
				2	None	Yes	No	Oyster	LNS6036WRL2HXY	Y	\$3,234	C	\$3,284
				2	Chromatherapy	Yes	No	White	LNS6036WRL2CHW	W	\$3,584	C	\$3,634
				2	Chromatherapy	Yes	No	Oyster	LNS6036WRL2CHY	Y	\$3,709	C	\$3,759
				2	Chromatherapy	Yes	Yes	White	LNS6036WRL2CPW	W	\$4,179	C	\$4,229
				2	Chromatherapy	Yes	Yes	Oyster	LNS6036WRL2CPY	Y	\$4,304	C	\$4,354

†The Linea® skirt is not removable - alternate access is required.

Note: Jet trim rings also available in Brushed Nickel and Oil-Rubbed Bronze finishes. Please contact Customer Service for special order.

LINEA® | ACCESSORIES

Required:	Finish	Product Code	List Price
Linear overflow drain kit	White	MF35959	\$119
	Chrome	MF35827	\$119
	Brushed Nickel	MF35826	\$173
	Polished Nickel	MF35824	\$173
	Oil-Rubbed Bronze	MF35845	\$173

Recommended:	Product Code	See page
Lenire® luxury pillow	LEPI155T	126
Linear drain waste overflow, pressure test kit	ML08000	121
Linear Brass drain kit	MF75000	121

HYDROTHERAPY EXPERIENCE CODES: B = Bath Soaking A = Pure Air® W = Whirlpool	LOCATION CODES: U = Universal X = Not Applicable R = Right L = Left	CONTROL CODES*: X = None 2 = J2 Basic Control	FEATURE CODES: XX = Not Applicable HS = Heated Soak HC = Heated Soak & Chromatherapy CP = Chromatherapy & Whisper+ CH = Chromatherapy & Heater HX = Heater	COLOR CODES**: Soaking & Pure Air® Baths: W = White Y = Oyster Whirlpool Baths WW = White Tub/White Trim YY = Oyster Tub/Oyster Trim WC = White Tub/Chrome Trim YC = Oyster Tub/Chrome Trim NOTE: \$125 Upgrade on Oyster \$50 Upgrade on Chrome Trim **Replace last letter in product code with color letter(s)
---	--	--	---	---

*See page 3 for available control options

LINEA® 6632
LIN6632

 **DROP-IN OR UNDERMOUNT | 66"L x 32"W x 22"H**

Important: Linea® bathtubs are only compatible with the MF35 linear overflow drain.

Hydrotherapy Experience	Experience	Drain	Equipment Location	Controls	Lighting Availability	Heater	Whisper+ Technology®	Product Code	Bathtub Color	List Price
SOAKING BATH Shipping weight: 70 lb	B	U	X	X	None	No	No	LIN6632BUXXXX	W	\$1,526

LINEA® 6632
LNS6632

 **SKIRTED | 66"L x 32"W x 19"H**

Important: Linea® bathtubs are only compatible with the MF35 Linear overflow drain.

Hydrotherapy Experience	Experience	Drain	Equipment Location	Controls	Lighting Availability	Heater	Whisper+ Technology®	Product Code	Bath Color	List Price W - White Y + \$125*
SOAKING BATH - Integral skirt† with built-in tile flange Shipping weight: 70 lb	B	L	X	X	None	No	No	LNS6632BLXXXX	W	\$1,442
		R	X	X	None	No	No	LNS6632BRXXXX	W	\$1,442
HEATED SOAK - Integral skirt† with built-in tile flange Shipping weight: 70 lb	B	L	R	2	None	Yes	No	LNS6632BLR2HS	W	\$2,237
		R	L	2	None	Yes	No	LNS6632BRL2HS	W	\$2,237
		L	R	2	Chromatherapy	Yes	No	LNS6632BLR2HC	W	\$2,712
		R	L	2	Chromatherapy	Yes	No	LNS6632BRL2HC	W	\$2,712
PURE AIR® BATH - 800w variable-speed heated air blower - Integral skirt† with built-in tile flange Shipping weight: 117 lb	A	L	R	2	None	No	No	LNS6632ALR2XX	W	\$2,860
		R	L	2	None	No	No	LNS6632ARL2XX	W	\$2,860

*Heated Soak baths are available in White only
 †The Linea® skirt is not removable - alternate access is required.

HYDROTHERAPY EXPERIENCE CODES: B = Bath Soaking A = Pure Air® W = Whirlpool	LOCATION CODES: R = Right L = Left U = Universal X = Not Applicable	CONTROL CODES*: X = None 2 = J2 Basic Control	FEATURE CODES: XX = Not Applicable CH = Chromatherapy & Heater HS = Heated Soak HC = Heated Soak & Chromatherapy CP = Chromatherapy & Whisper+ HX = Heater	COLOR CODES**: Soaking & Pure Air® Baths: W = White Y = Oyster Whirlpool Baths WW = White Tub/White Trim YY = Oyster Tub/Oyster Trim WC = White Tub/Chrome Trim YC = Oyster Tub/Chrome Trim NOTE: \$125 Upgrade on Oyster \$50 Upgrade on Chrome Trim **Replace last letter in product code with color letter(s)
---	--	--	---	---

*See page 3 for available control options

**Replace last letter in product code with color letter(s)

LINEA® 6632
LNS6632

 SKIRTED | 66"L x 32"W x 19"H

Important: Linea® bathtubs are only compatible with the MF35 linear overflow drain.

Hydrotherapy Experience	Experience	Drain	Equipment Location	Controls	Lighting Availability	Heater	Whisper+ Technology®	Bathtub Color	Product Code with Bath Color	+ Add Jet Trim Finish Code			
										Color Matched		Upgrade	
										Jet Trim Finish	List Price	Jet Trim Finish (Chrome)	List Price
WHIRLPOOL - 8 SlimPro® jets - Ultra quiet Whisper+ Technology® upgrade available - Integral skirt† with built-in tile flange Shipping weight: 114 lb	W	L	R	2	None	No	No	White	LNS6632WLR2XXW	W	\$2,860	C	\$2,910
				2	None	No	No	Oyster	LNS6632WLR2XXY	Y	\$2,985	C	\$3,035
				2	None	Yes	No	White	LNS6632WLR2HXW	W	\$3,255	C	\$3,305
				2	None	Yes	No	Oyster	LNS6632WLR2HXY	Y	\$3,380	C	\$3,430
				2	Chromatherapy	Yes	No	White	LNS6632WLR2CHW	W	\$3,730	C	\$3,780
				2	Chromatherapy	Yes	No	Oyster	LNS6632WLR2CHY	Y	\$3,855	C	\$3,905
				2	Chromatherapy	Yes	Yes	White	LNS6632WLR2CPW	W	\$4,325	C	\$4,375
	2	Chromatherapy	Yes	Yes	Oyster	LNS6632WLR2CPY	Y	\$4,450	C	\$4,500			
	R	L	2	None	No	No	White	LNS6632WRL2XXW	W	\$2,860	C	\$2,910	
			2	None	No	No	Oyster	LNS6632WRL2XXY	Y	\$2,985	C	\$3,035	
			2	None	Yes	No	White	LNS6632WRL2HXW	W	\$3,255	C	\$3,305	
			2	None	Yes	No	Oyster	LNS6632WRL2HXY	Y	\$3,380	C	\$3,430	
			2	Chromatherapy	Yes	No	White	LNS6632WRL2CHW	W	\$3,730	C	\$3,780	
			2	Chromatherapy	Yes	No	Oyster	LNS6632WRL2CHY	Y	\$3,855	C	\$3,905	
2			Chromatherapy	Yes	Yes	White	LNS6632WRL2CPW	W	\$4,325	C	\$4,375		
2	Chromatherapy	Yes	Yes	Oyster	LNS6632WRL2CPY	Y	\$4,450	C	\$4,500				

†The Linea® skirt is not removable - alternate access is required.

Note: Jet trim rings also available in Brushed Nickel and Oil-Rubbed Bronze finishes. Please contact Customer Service for special order.

LINEA® | ACCESSORIES

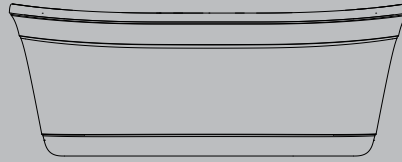
Required:	Finish	Product Code	List Price
Linear overflow drain kit	White	MF35959	\$119
	Chrome	MF35827	\$119
	Brushed Nickel	MF35826	\$173
	Polished Nickel	MF35824	\$173
	Oil-Rubbed Bronze	MF35845	\$173

Recommended:	Product Code	See page
Lenire® luxury pillow	LEPI155T	126
Linear drain waste overflow, pressure test kit	ML08000	121
Linear Brass drain kit	MF75000	121

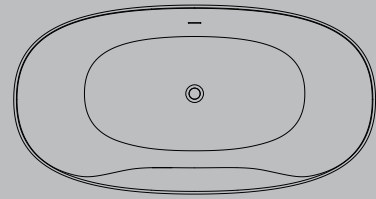
LUNA®

- LUNA® 6735
- ACCESSORIES

Deck-mount faucet compatible



LUNA® 6735 SIDE VIEW



LUNA® 6735 SOAKING BATH

LUNA® 6735 LUF6735

 FREESTANDING | 67"L x 35"W x 26"H

Hydrotherapy Experience	Experience	Drain	Equipment Location	Controls	Lighting Availability	Heater	Color	Finish	Product Code	List Price
SOAKING BATH - Integral linear overflow - Finish-matched toe-tap drain included Shipping weight: 110 lb	B	C	X	x	None	Yes	White	Gloss	LUF6735BCXXXXW	\$2,700
					None	Yes	White	Matte	LUF6735BCXXXXM	\$3,200

LUNA® | ACCESSORIES

Recommended:

Lenire® luxury pillow	LEPI155T	See page 126
Bath/shower shelf	PP58	See page 126

HYDROTHERAPY EXPERIENCE CODES:

B = Bath Soaking

LOCATION CODES:

C = Center

CONTROL CODES*:

X = None

FEATURE CODES:

XX = Not Applicable

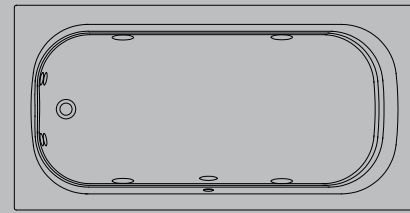
COLOR CODES**:

W = White
M = Matte White

**Replace last letter in product code with color letter

LUXURA®

- LUXURA® 6634
- ACCESSORIES



LUXURA® WHIRLPOOL

LUXURA® 6634 LUX6634

DROP-IN | 66"L x 34"W x 20"H

Hydrotherapy Experience	Experience	Drain	Equipment Location	Controls	Lighting Availability	Heater	Whisper Technology®	Product Code	Bathtub Color	List Price W - White Y + \$125 B + \$375
SOAKING BATH Shipping weight: 90 lb	B	U	X	X	None	No	No	LUX6634BUXXXX	W	\$1,240
WHIRLPOOL BATH - 4 TargetPro™ jets - 4 AccuPro™ jets Shipping weight: 121 lb	W	L	R	2	None	No	No	LUX6634WLR2XX	W	\$2,886
		L	R	2	None	Yes	No	LUX6634WLR2HX	W	\$3,281
		L	R	2	Chromatherapy	Yes	No	LUX6634WLR2CH	W	\$3,756
		R	L	2	None	No	No	LUX6634WRL2XX	W	\$2,886
		R	L	2	None	Yes	No	LUX6634WRL2HX	W	\$3,281
		R	L	2	Chromatherapy	Yes	No	LUX6634WRL2CH	W	\$3,756

LUXURA® | ACCESSORIES

Recommended:

Jet trim kits in Chrome, Brushed Nickel, or Oil-Rubbed Bronze		See page 123
Universal rotary/cable drain kit, 26" cable	HP55	See page 120
Universal deep soak drain kit (Compatible with non-jetted tubs only)	LH33	See page 120
Slip cover drain kit	PG35	See page 120
Tile flange kit	5817	See page 126
Chromatherapy color light kit — field installed	GD56	See page 126

HYDROTHERAPY EXPERIENCE CODES:

B = Bath Soaking
A = Pure Air®
W = Whirlpool

LOCATION CODES:

R = Right
L = Left
U = Universal
X = Not Applicable

CONTROL CODES*:

X = None
2 = J2 Basic Control

*See page 3 for available control options

FEATURE CODES:

XX = Not Applicable
HX = Heater
CH = Chromatherapy & Heater

COLOR CODES**:

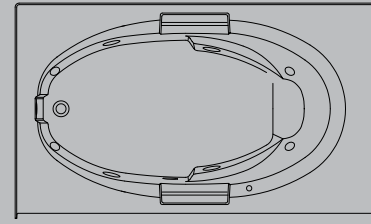
W = White
Y = Oyster
B = Black

NOTE:
\$125 Upgrade on Oyster
\$375 Upgrade on Black

**Replace last letter in product code with color letter

MAJORA®

- MAJORA® 7242
- ACCESSORIES



MAJORA® WHIRLPOOL

MAJORA® 7242 MJS7242

SKIRTED | 72"L x 42"W x 19.75"H

Hydrotherapy Experience	Experience	Drain	Equipment Location	Controls	Lighting Availability	Heater	Whisper Technology®	Product Code	Bathtub Color	List Price W - White Y + \$125 B + \$375
SOAKING BATH - 2 clear acrylic handrails - Integral skirt with built-in tile flange Shipping weight: 132 lb	B	L	X	X	None	No	No	MJS7242BLXXXX	W	\$1,629
		R	X	X	None	No	No	MJS7242BRXXXX	W	\$1,629
PURE AIR® BATH - 800w variable-speed heated air blower - Integral skirt with built-in tile flange Shipping weight: 128 lb	A	L	R	2	None	No	No	MJS7242ALR2XX	W	\$3,250
		R	L	2	None	No	No	MJS7242ARL2XX	W	\$3,250
WHIRLPOOL BATH - 4 TargetPro™ jets - 4 AccuPro™ jets - 2 clear acrylic handrails - Integral skirt with built-in tile flange Shipping weight: 160 lb	W	L	R	2	None	No	No	MJS7242WLR2XX	W	\$3,250
				2	None	Yes	No	MJS7242WLR2HX	W	\$3,645
				2	Chromatherapy	Yes	No	MJS7242WLR2CH	W	\$4,120
	R	L	2	None	No	No	MJS7242WRL2XX	W	\$3,250	
			2	None	Yes	No	MJS7242WRL2HX	W	\$3,645	
			2	Chromatherapy	Yes	No	MJS7242WRL2CH	W	\$4,120	

Note: Majora® 7242 Skirted also available with two access panels. Please call Customer Service for custom order.

MAJORA® | ACCESSORIES

Recommended:

Jet trim kits in Chrome, Brushed Nickel, or Oil-Rubbed Bronze		See page 123
Universal rotary/cable drain kit, 26" cable	HP55	See page 120
Universal deep soak drain kit (Compatible with non-jetted tubs only)	LH33	See page 120
Slip cover drain kit	PG35	See page 120
Chromatherapy color light kit — field installed	GD56	See page 126

HYDROTHERAPY EXPERIENCE CODES:

B = Bath Soaking
A = Pure Air®
W = Whirlpool

LOCATION CODES:

R = Right
L = Left
X = Not Applicable

CONTROL CODES*:

X = None
2 = J2 Basic Control

*See page 3 for available control options

FEATURE CODES:

XX = Not Applicable
HX = Heater
CH = Chromatherapy & Heater

COLOR CODES**:

W = White
Y = Oyster
B = Black

NOTE:
\$125 Upgrade on Oyster
\$375 Upgrade on Black

**Replace last letter in product code with color letter

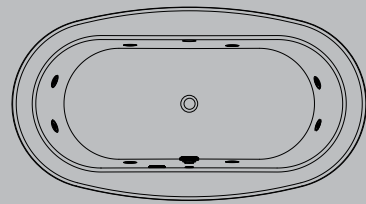
MODENA®

- MODENA® 6636
- ACCESSORIES

Deck-mount faucet compatible



MODENA® 6636 SIDE VIEW



MODENA® 6636 WHIRLPOOL

MODENA® 6636 MOF6636

FREESTANDING | 66"L x 36"W x 24"H

Hydrotherapy Experience	Experience	Drain	Equipment Location	Controls	Lighting Availability	Whisper+ Technology®	Heater	Outside Color	Inside Color	Product Code	Jet Trim Color	List Price
WHIRLPOOL BATH - 8 SlimPro® jets - Ultra quiet Whisper+ Technology® standard - Drain alignment kit included Shipping weight: 195 lb	W	C	R	2	Chromatherapy	Yes	Yes	White	White	MOF6636WCR2CPW	W	\$5,699
					Chromatherapy	Yes	Yes	White	White	MOF6636WCR2CPW	C	\$5,749
					Chromatherapy	Yes	Yes	Oyster	Oyster	MOF6636WCR2CPY	Y	\$5,824
					Chromatherapy	Yes	Yes	Black	Black	MOF6636WCR2CPB	B	\$6,074

MODENA™ | ACCESSORIES

Recommended:

Slip cover drain kit	PG35	See page 120
Lenire® luxury pillow	LEPI155T	See page 126
Bath/shower shelf	PP58	See page 126

HYDROTHERAPY EXPERIENCE CODES:

W = Whirlpool

LOCATION CODES:

C = Center
R = Right

CONTROL CODES*:

2 = J2 Basic Control

*See page 3 for available control options

FEATURE CODES:

CP = Chromatherapy & Whisper+

COLOR CODES**:

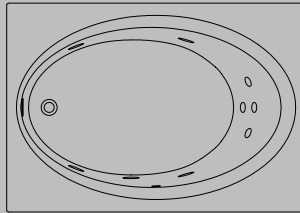
WW = White Bath/
White Jet Rings
WC = White Bath/
Chrome Jet Rings
YY = Oyster Bath/
Oyster Jet Rings
BB = Black Bath/Black
Jet Rings

NOTE:
\$125 Upgrade on Oyster
\$375 Upgrade on Black

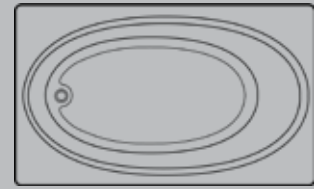
**Replace last letters in product code with color code letters

NOVA™

- NOVA™ 6042
- NOVA™ 7242
- ACCESSORIES



NOVA™ 6042 WHIRLPOOL



NOVA™ 7242 WHIRLPOOL

NOVA™ 6042 NOV6042



DROP-IN | 60"L x 42"W x 18.5"H

Hydrotherapy Experience	Experience	Drain	Equipment Location	Controls	Lighting Availability	Heater	Whisper Technology®	Product Code	Bathtub Color	List Price W - White Y + \$125 B + \$375
SOAKING BATH Shipping weight: 85 lb	B	U	X	X	None	No	No	NOV6042BUXXXX	W	\$1,094
PURE AIR® BATH - 800w variable-speed heated air blower Shipping weight: 121 lb	A	L	R	2	None	No	No	NOV6042ALR2XX	W	\$2,664
		R	L	2	None	No	No	NOV6042ARL2XX	W	\$2,664
WHIRLPOOL BATH - 4 TargetPro™ jets - 4 AccuPro™ jets Shipping weight: 117 lb	W	L	R	2	None	No	No	NOV6042WLR2XX	W	\$2,664
				2	None	Yes	No	NOV6042WLR2HX	W	\$3,059
				2	Chromatherapy	Yes	No	NOV6042WLR2CH	W	\$3,534
		R	L	2	None	No	No	NOV6042WRL2XX	W	\$2,664
				2	None	Yes	No	NOV6042WRL2HX	W	\$3,059
				2	Chromatherapy	Yes	No	NOV6042WRL2CH	W	\$3,534

Note: Nova™ 6042 is available as a drop-in with a 3-sided built-in tile flange for alcove installations. Please call Customer Service for custom order.

HYDROTHERAPY EXPERIENCE CODES:

B = Bath Soaking
A = Pure Air®
W = Whirlpool

LOCATION CODES:

R = Right
L = Left
U = Universal
X = Not Applicable

CONTROL CODES*:

X = None
2 = J2 Basic Control

*See page 3 for available control options

FEATURE CODES:

XX = Not Applicable
HX = Heater
CH = Chromatherapy & Heater

COLOR CODES**:


W = White
Y = Oyster
B = Black

NOTE:
\$125 Upgrade on Oyster
\$375 Upgrade on Black

**Replace last letter in product code with color letter

HYDROTHERAPY EXPERIENCE CODES: B = Bath Soaking A = Pure Air® W = Whirlpool	LOCATION CODES: R = Right L = Left U = Universal X = Not Applicable	CONTROL CODES*: X = None 2 = J2 Basic Control <small>*See page 3 for available control options</small>	FEATURE CODES: XX = Not Applicable HX = Heater CH = Chromatherapy & Heater	COLOR CODES**: W = White Y = Oyster B = Black <small>NOTE: \$125 Upgrade on Oyster \$375 Upgrade on Black</small> <small>**Replace last letter in product code with color letter</small>
---	--	--	--	--


NOVA™ 7242
NOV7242

 **DROP-IN | 72"L x 42"W x 20.5"H**

Hydrotherapy Experience	Experience	Drain	Equipment Location	Controls	Lighting Availability	Heater	Whisper Technology®	Product Code	Bathtub Color	List Price W - White Y + \$125 B + \$375
SOAKING BATH Shipping weight: 98 lb	B	U	X	X	None	No	No	NOV7242BUXXXX	W	\$1,372
PURE AIR® BATH - 800w variable-speed heated air blower Shipping weight: 139 lb	A	L	R	2	None	No	No	NOV7242ALR2XX	W	\$3,149
		R	L	2	None	No	No	NOV7242ARL2XX	W	\$3,149
WHIRLPOOL BATH - 4 TargetPro™ jets - 4 AccuPro™ jets Shipping weight: 155 lb	W	L	R	2	None	No	No	NOV7242WLR2XX	W	\$3,149
				2	None	Yes	No	NOV7242WLR2HX	W	\$3,544
				2	Chromatherapy	Yes	No	NOV7242WLR2CH	W	\$4,019
		R	L	2	None	No	No	NOV7242WRL2XX	W	\$3,149
				2	None	Yes	No	NOV7242WRL2HX	W	\$3,544
				2	Chromatherapy	Yes	No	NOV7242WRL2CH	W	\$4,019

HYDROTHERAPY EXPERIENCE CODES: B = Bath Soaking A = Pure Air® W = Whirlpool	LOCATION CODES: R = Right L = Left U = Universal X = Not Applicable	CONTROL CODES*: X = None 2 = J2 Basic Control <small>*See page 3 for available control options</small>	FEATURE CODES: XX = Not Applicable HX = Heater CH = Chromatherapy & Heater	COLOR CODES**: W = White Y = Oyster B = Black <small>NOTE: \$125 Upgrade on Oyster \$375 Upgrade on Black</small> <small>**Replace last letter in product code with color letter</small>
---	--	--	--	--

NOVA™ 6042
NVS6042

 SKIRTED | 60"L x 42"W x 18.5"H

Hydrotherapy Experience	Experience	Drain	Equipment Location	Controls	Lighting Availability	Heater	Whisper Technology®	Product Code	Bathtub Color	List Price W - White Y + \$125 B + \$375
SOAKING BATH - Integral skirt with built-in tile flange Shipping weight: 99 lb	B	L	X	X	None	No	No	NVS6042BLXXXX	W	\$1,343
		R	X	X	None	No	No	NVS6042BRXXXX	W	\$1,343
PURE AIR® BATH - 800w variable-speed heated air blower - Integral skirt with built-in tile flange Shipping weight: 108 lb	A	L	R	2	None	No	No	NVS6042ALR2XX	W	\$2,907
		R	L	2	None	No	No	NVS6042ARL2XX	W	\$2,907
WHIRLPOOL BATH - 4 TargetPro™ jets - 4 AccuPro™ jets - Integral skirt with built-in tile flange Shipping weight: 135 lb	W	L	R	2	None	No	No	NVS6042WLR2XX	W	\$2,907
				2	None	Yes	No	NVS6042WLR2HX	W	\$3,302
				2	Chromatherapy	Yes	No	NVS6042WLR2CH	W	\$3,777
		R	L	2	None	No	No	NVS6042WRL2XX	W	\$2,907
				2	None	Yes	No	NVS6042WRL2HX	W	\$3,302
				2	Chromatherapy	Yes	No	NVS6042WRL2CH	W	\$3,777

Note: Nova™ 6042 Skirted also available with two access panels. Please call Customer Service for custom order.

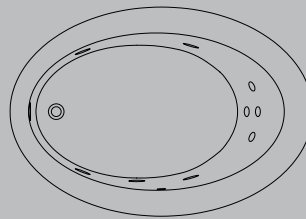
NOVA™ | ACCESSORIES

Recommended:

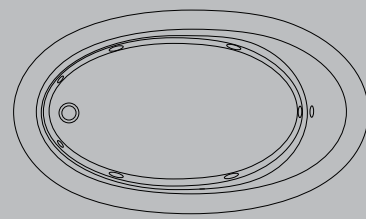
Jet trim kits in Chrome, Brushed Nickel, or Oil-Rubbed Bronze		See page 123
Universal rotary/cable drain kit, 26" cable	HP55	See page 120
Universal deep soak drain kit (Compatible with non-jetted tubs only)	LH33	See page 120
Slip cover drain kit	PG35	See page 120
Tile flange kit	5817	See page 126
Chromatherapy color light kit — field installed	GD56	See page 126

RIVA®

- RIVA® 6243
- RIVA® 6638
- RIVA® 7242
- ACCESSORIES



RIVA® 6243 WHIRLPOOL



RIVA® 7242 WHIRLPOOL

RIVA® 6243 RIV6243

DROP-IN or UNDERMOUNT | 62"L x 43"W x 19"H

	Experience	Drain	Equipment Location	Controls	Lighting Availability	Heater	Whisper Technology®	Product Code	Bathtub Color	List Price W - White Y + \$125 B + \$375
SOAKING BATH Shipping weight: 82 lb	B	U	X	X	None	No	No	RIV6243BUXXXX	W	\$1,123
PURE AIR® BATH - 800w variable-speed heated air blower Shipping weight: 117 lb	A	L	R	2	None	No	No	RIV6243ALR2XX	W	\$2,670
		R	L	2	None	No	No	RIV6243ARL2XX	W	\$2,670
WHIRLPOOL BATH - 4 TargetPro™ jets - 4 AccuPro™ jets Shipping weight: 116 lb	W	L	R	2	None	No	No	RIV6243WLR2XX	W	\$2,670
				2	None	Yes	No	RIV6243WLR2HX	W	\$3,065
				2	Chromatherapy	Yes	No	RIV6243WLR2CH	W	\$3,540
		R	L	2	None	No	No	RIV6243WRL2XX	W	\$2,670
				2	None	Yes	No	RIV6243WRL2HX	W	\$3,065
				2	Chromatherapy	Yes	No	RIV6243WRL2CH	W	\$3,540

RIVA® 6638 RIV6638

DROP-IN or UNDERMOUNT | 66.25"L x 38.25"W x 19.5"H

	Experience	Drain	Equipment Location	Controls	Lighting Availability	Heater	Whisper Technology®	Product Code	Bathtub Color	List Price W-White Y + \$125 B + \$375
SOAKING BATH Shipping weight: 96 lb	B	U	X	X	None	No	No	RIV6638BUXXXX	W	\$1,391
PURE AIR® BATH - 800w variable-speed heated air blower Shipping weight: 133 lb	A	L	R	2	None	No	No	RIV6638ALR2XX	W	\$3,124
		R	L	2	None	No	No	RIV6638ARL2XX	W	\$3,124
WHIRLPOOL BATH - 4 TargetPro™ jets - 4 AccuPro™ jets Shipping weight: 125 lb	W	L	R	2	None	No	No	RIV6638WLR2XX	W	\$3,124
				2	None	Yes	No	RIV6638WLR2HX	W	\$3,519
				2	Chromatherapy	Yes	No	RIV6638WLR2CH	W	\$3,994
		R	L	2	None	No	No	RIV6638WRL2XX	W	\$3,124
				2	None	Yes	No	RIV6638WRL2HX	W	\$3,519
				2	Chromatherapy	Yes	No	RIV6638WRL2CH	W	\$3,994

HYDROTHERAPY EXPERIENCE CODES: B = Bath Soaking A = Pure Air® W = Whirlpool	LOCATION CODES: R = Right L = Left U = Universal X = Not Applicable	CONTROL CODES*: X = None 2 = J2 Basic Control <small>*See page 3 for available control options</small>	FEATURE CODES: XX = Not Applicable HX = Heater CH = Chromatherapy & Heater	COLOR CODES**: W = White Y = Oyster B = Black <small>NOTE: \$125 Upgrade on Oyster \$375 Upgrade on Black</small> <small>**Replace last letter in product code with color letter</small>
---	--	--	--	--

RIVA® 7242
RIV7242

 **DROP-IN or UNDERMOUNT | 72"L x 42"W x 20.5"H**

Hydrotherapy Experience	Experience	Drain	Equipment Location	Controls	Lighting Availability	Heater	Whisper Technology®	Product Code	Bathtub Color	List Price W - White Y + \$125 B + \$375
SOAKING BATH Shipping weight: 88 lb	B	U	X	X	None	No	No	RIV7242BUXXXX	W	\$1,416
PURE AIR® BATH - 800w variable-speed heated air blower Shipping weight: 136 lb	A	L	R	2	None	No	No	RIV7242ALR2XX	W	\$3,188
		R	L	2	None	No	No	RIV7242ARL2XX	W	\$3,188
WHIRLPOOL BATH - 4 TargetPro™ jets - 4 AccuPro™ jets Shipping weight: 151 lb	W	L	R	2	None	No	No	RIV7242WLR2XX	W	\$3,188
				2	None	Yes	No	RIV7242WLR2HX	W	\$3,583
				2	Chromatherapy	Yes	No	RIV7242WLR2CH	W	\$4,058
		R	L	2	None	No	No	RIV7242WRL2XX	W	\$3,188
				2	None	Yes	No	RIV7242WRL2HX	W	\$3,583
				2	Chromatherapy	Yes	No	RIV7242WRL2CH	W	\$4,058

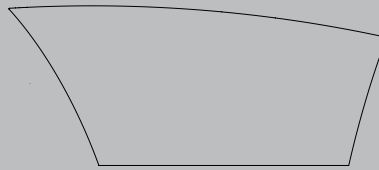
RIVA® | ACCESSORIES

Recommended:

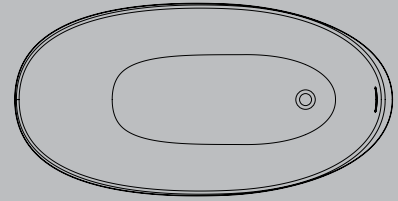
Jet trim kits in Chrome, Brushed Nickel, or Oil-Rubbed Bronze		See page 123
Universal rotary/cable drain kit, 26" cable	HP55	See page 120
Universal deep soak drain kit (Compatible with non-jetted tubs only)	LH33	See page 120
Slip cover drain kit	PG35	See page 120
Chromatherapy color light kit — field installed	GD56	See page 126

ROSALIA®

- ROSALIA® 6634
- ACCESSORIES



ROSALIA® 6634 SIDE VIEW



ROSALIA® 6634 SOAKING BATH

ROSALIA® 6634 ROF6634

FREESTANDING | 66" L x 34" W x 27" H

Hydrotherapy Experience	Experience	Drain	Equipment Location	Controls	Lighting Availability	Color	Inside Finish	Outside Finish	Product Code	List Price
SOAKING BATH - Luxecast® Solid Surface - Integral linear overflow Shipping weight: 423 lb	B	U	X	X	None	White	Gloss	Gloss	ROF6634BUXXXG	\$4,995
					None	White	Matte	Matte	ROF6634BUXXXM	\$4,995

Note: An integral linear overflow and white texture-matched toe tap drain kit is included with the bathtub.

ROSALIA® | ACCESSORIES

Recommended:

Rosalia® Sink	ROVI620	See page 133
Lenire® luxury pillow	LEPI155T	See page 126
Drain alignment kit for freestanding bathtub installations	MZ20000	See page 121
Bath/shower shelf	PP58	See page 126

HYDROTHERAPY EXPERIENCE CODES:

B = Bath Soaking

LOCATION CODES:

U = Universal

CONTROL CODES:

X = None

FEATURE CODES:


XX = Not Applicable

COLOR CODES**:

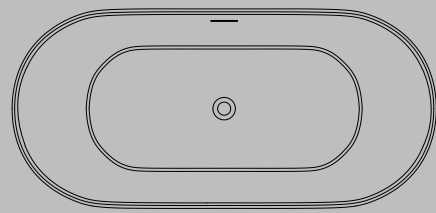
G = Gloss White
M = Matte White

SERAFINA®

- SERAFINA® 593 I
- SERAFINA® 673 I
- ACCESSORIES




SERAFINA® SIDE VIEW



SERAFINA® SOAKING BATH


SERAFINA® 593 I SNF593 I

 FREESTANDING | 59"L x 31.5"W x 24"H

Hydrotherapy Experience	Experience	Drain	Equipment Location	Controls	Lighting Availability	Heater	Drain Finish	Product Code	Color: see page note [†]	List Price
SOAKING BATH - Integral linear overflow Shipping weight: 112 lb	B	C	X	X	None	No	Chrome	SNF593IBCXXXX	W	\$2,808
	B	C	X	X	None	No	White	SNF593IBCXXXX	G	\$2,808

[†]Note: An integral linear overflow and toe tap drain kit is included with the bathtub. W stands for White bath/Chrome drain and overflow. G stands for White bath/White drain and overflow.

SERAFINA® 673 I SNF673 I

 FREESTANDING | 67"L x 31.5"W x 24"H

Hydrotherapy Experience	Experience	Drain	Equipment Location	Controls	Lighting Availability	Heater	Drain Finish	Product Code	Color: see page note [†]	List Price
SOAKING BATH - Integral linear overflow Shipping weight: 175 lb	B	C	X	X	None	No	Chrome	SNF673IBCXXXX	W	\$2,969
	B	C	X	X	None	No	White	SNF673IBCXXXX	G	\$2,969

[†]Note: An integral linear overflow and toe tap drain kit is included with the bathtub. W stands for White bath/Chrome drain and overflow. G stands for White bath/White drain and overflow.

SERAFINA® | ACCESSORIES

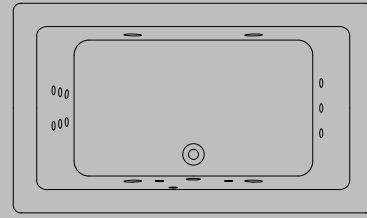
Recommended:

Lenire® luxury pillow	LEPI155T	See page 126
Drain alignment kit for freestanding bathtub installations	MZ20000	See page 121
Bath/shower shelf	PP58	See page 126

HYDROTHERAPY EXPERIENCE CODES: B = Bath Soaking	LOCATION CODES: C = Center	CONTROL CODES: X = None	FEATURE CODES: XX = Not Applicable	COLOR CODES: W = White bath/Chrome drain & overflow G = White bath/White drain & overflow
---	--------------------------------------	-----------------------------------	--	--

SIA®

- SIA® 6636
- SIA® 7242
- ACCESSORIES



SIA® WHIRLPOOL

SIA® 6636 SIA6636



DROP-IN or UNDERMOUNT | 66"L x 36"W x 24"H

Hydrotherapy Experience	Experience	Drain	Equipment Location	Controls	Lighting Availability	Heater	Whisper Technology®	Product Code	Bathtub Color	List Price W - White Y + \$125 B + \$375
SOAKING BATH Shipping weight: 149 lb	B	C	X	X	None	No	No	SIA6636BCXXXX	W	\$1,909
				2	Chromatherapy	No	No	SIA6636BCX2CX	W	\$2,384
PURE AIR® BATH - 800w variable-speed heated air blower Shipping weight: 211 lb	A	C	R	4	Chromatherapy	No	No	SIA6636ACR4CX	W	\$5,068
				5	Chromatherapy	No	No	SIA6636ACR5CX	W	\$5,963
WHIRLPOOL BATH - 4 TargetPro™ jets - 9 AccuPro™ jets - Whirlpool maintenance heater Shipping weight: 207 lb	W	C	R	4	Chromatherapy	Yes	No	SIA6636WCR4CH	W	\$5,068
				4	Chromatherapy	Yes	Yes	SIA6636WCR4CW	W	\$5,273
				4	Illumatherapy™	Yes	No	SIA6636WCR4IH	W	\$5,588
				4	Illumatherapy™	Yes	Yes	SIA6636WCR4IW	W	\$5,793
				5	Chromatherapy	Yes	No	SIA6636WCR5CH	W	\$5,963
				5	Chromatherapy	Yes	Yes	SIA6636WCR5CW	W	\$6,168
				5	Illumatherapy™	Yes	No	SIA6636WCR5IH	W	\$6,483
				5	Illumatherapy™	Yes	Yes	SIA6636WCR5IW	W	\$6,688
SALON® SPA COMBINATION - 4 TargetPro™ jets - 9 AccuPro™ jets - Whirlpool maintenance heater - 900w variable-speed heated air blower Shipping weight: 237 lb	C	C	R	4	Chromatherapy	Yes	No	SIA6636CCR4CH	W	\$7,018
				4	Chromatherapy	Yes	Yes	SIA6636CCR4CW	W	\$7,223
				4	Illumatherapy™	Yes	No	SIA6636CCR4IH	W	\$7,538
				4	Illumatherapy™	Yes	Yes	SIA6636CCR4IW	W	\$7,743
				5	Chromatherapy	Yes	No	SIA6636CCR5CH	W	\$7,913
				5	Chromatherapy	Yes	Yes	SIA6636CCR5CW	W	\$8,118
				5	Illumatherapy™	Yes	No	SIA6636CCR5IH	W	\$8,433
				5	Illumatherapy™	Yes	Yes	SIA6636CCR5IW	W	\$8,638

HYDROTHERAPY EXPERIENCE CODES:

- B = Bath Soaking
- A = Pure Air®
- W = Whirlpool
- C = Salon® Spa Combination

LOCATION CODES:

- C = Center
- R = Right
- X = Not Applicable

CONTROL CODES*:

- X = None
- 2 = J2 Basic Control
- 4 = J4 luxury Control
- 5 = J5 LCD Control

*See page 3 for available control options

FEATURE CODES:

- XX = Not Applicable
- CX = Chromatherapy
- CH = Chromatherapy & Heater
- CW = Chromatherapy, Heater & Whisper
- IH = Illumatherapy™ & Heater
- IW = Illumatherapy™, Heater & Whisper

COLOR CODES:**

- W = White
- Y = Oyster
- B = Black

NOTE:
\$125 Upgrade on Oyster
\$375 Upgrade on Black

**Replace last letter in product code with color letter

HYDROTHERAPY EXPERIENCE CODES: B = Bath Soaking A = Pure Air® W = Whirlpool C = Salon® Spa Combination	LOCATION CODES: C = Center R = Right X = Not Applicable	CONTROL CODES*: X = None 2 = J2 Basic Control 4 = J4 Luxury Control 5 = J5 LCD Control <small>*See page 3 for available control options</small>	FEATURE CODES: XX = Not Applicable CX = Chromatherapy CH = Chromatherapy & Heater CW = Chromatherapy, Heater & Whisper IH = Illumatherapy™ & Heater IW = Illumatherapy™, Heater & Whisper	COLOR CODES**: W = White Y = Oyster B = Black NOTE: \$125 Upgrade on Oyster \$375 Upgrade on Black <small>**Replace last letter in product code with color letter</small>
---	---	---	--	---

SIA® 7242
SIA7242

 **DROP-IN or UNDERMOUNT | 72"L x 42"W x 24"H**

Hydrotherapy Experience	Experience	Drain	Equipment Location	Controls	Lighting Availability	Heater	Whisper Technology®	Product Code	Bathtub Color	List Price W - White Y + \$125 B + \$375
SOAKING BATH Shipping weight: 156 lb	B	C	X	X	None	No	No	SIA7242BCXXXX	W	\$2,165
				2	Chromatherapy	No	No	SIA7242BCX2CX	W	\$2,640
PURE AIR® BATH - 800w variable-speed heated air blower Shipping weight: 225 lb	A	C	R	4	Chromatherapy	No	No	SIA7242ACR4CX	W	\$5,372
				5	Chromatherapy	No	No	SIA7242ACR5CX	W	\$6,267
WHIRLPOOL BATH - 4 TargetPro™ jets - 9 AccuPro™ jets - Whirlpool maintenance heater Shipping weight: 218 lb	W	C	R	4	Chromatherapy	Yes	No	SIA7242WCR4CH	W	\$5,372
				4	Chromatherapy	Yes	Yes	SIA7242WCR4CW	W	\$5,577
				4	Illumatherapy™	Yes	No	SIA7242WCR4IH	W	\$5,892
				4	Illumatherapy™	Yes	Yes	SIA7242WCR4IW	W	\$6,097
				5	Chromatherapy	Yes	No	SIA7242WCR5CH	W	\$6,267
				5	Chromatherapy	Yes	Yes	SIA7242WCR5CW	W	\$6,472
				5	Illumatherapy™	Yes	No	SIA7242WCR5IH	W	\$6,787
				5	Illumatherapy™	Yes	Yes	SIA7242WCR5IW	W	\$6,992
SALON® SPA COMBINATION - 4 TargetPro™ jets - 9 AccuPro™ jets - Whirlpool maintenance heater - 900w variable-speed heated air blower Shipping weight: 243 lb	C	C	R	4	Chromatherapy	Yes	No	SIA7242CCR4CH	W	\$7,296
				4	Chromatherapy	Yes	Yes	SIA7242CCR4CW	W	\$7,501
				4	Illumatherapy™	Yes	No	SIA7242CCR4IH	W	\$7,816
				4	Illumatherapy™	Yes	Yes	SIA7242CCR4IW	W	\$8,021
				5	Chromatherapy	Yes	No	SIA7242CCR5CH	W	\$8,191
				5	Chromatherapy	Yes	Yes	SIA7242CCR5CW	W	\$8,396
				5	Illumatherapy™	Yes	No	SIA7242CCR5IH	W	\$8,711
				5	Illumatherapy™	Yes	Yes	SIA7242CCR5IW	W	\$8,916

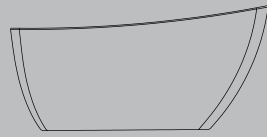
SIA® | ACCESSORIES

Recommended:

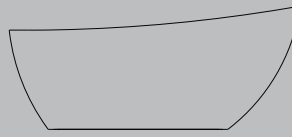
Jet trim kits in Chrome, Brushed Nickel, or Oil-Rubbed Bronze		See page 123
Universal rotary/cable drain kit, 26" cable	HP55	See page 120
Slip cover drain kit	PG35	See page 120
Rotary Drain PVC Drain Kit, 26" Cable (Does not include waste and overflow pipes)	DA34	See page 120
Chromatherapy color light kit — field installed	GD56	See page 126

STELLA®

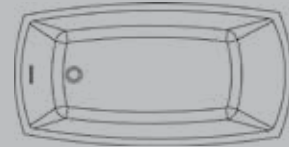
- STELLA® 593 I
- STELLA® 673 I
- ACCESSORIES



STELLA® 593 I SIDE VIEW




STELLA® 673 I SIDE VIEW



STELLA® SOAKING BATH


STELLA® 593 I STF593 I

 FREESTANDING | 59" L x 31" W x 28.25" H

Hydrotherapy Experience	Experience	Drain	Equipment Location	Controls	Lighting Availability	Heater	Bathtub Color	Drain Finish	Product Code	Color: see page note†	List Price
SOAKING BATH Shipping weight: 169 lb	B	U	X	X	None	No	White	Chrome	STF593 I BUXXXX	W	\$2,765
	B	U	X	X	None	No	White	White	STF593 I BUXXXX	G	\$2,765

†Note: An integral linear overflow drain kit is included with the bathtub.

STELLA® 673 I STF673 I

 FREESTANDING | 67" L x 31" W x 28.25" H

Hydrotherapy Experience	Experience	Drain	Equipment Location	Controls	Lighting Availability	Heater	Bathtub Color	Drain Finish	Product Code	Color: see page note†	List Price
SOAKING BATH - Integral linear overflow Shipping weight: 169 lb	B	U	X	X	None	No	White	Chrome	STF673 I BUXXXX	W	\$3,085
	B	U	X	X	None	No	White	White	STF673 I BUXXXX	G	\$3,085

†Note: An integral linear overflow and toe tap drain kit is included with the bathtub. W stands for white bath/chrome drain and overflow. G stands for white bath/white drain and overflow.

STELLA® | ACCESSORIES

Recommended:

Lenire® luxury pillow	LEPI155T	See page 126
Drain alignment kit for freestanding bathtub installations	MZ20000	See page 121
Bath/shower shelf	PP58	See page 126

HYDROTHERAPY EXPERIENCE CODES:

B = Bath Soaking

LOCATION CODES:

U = Universal

CONTROL CODES:

X = None

FEATURE CODES:

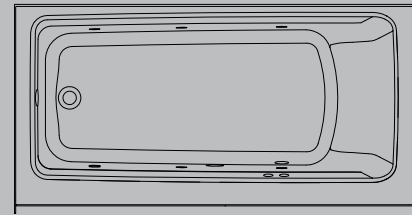
XX = Not Applicable

COLOR CODES:

W = White bath/
Chrome drain & overflow
G = White bath/
White drain & overflow

SIGNATURE® RECTANGLE

- SIGNATURE® 6030 SKIRTED
- SIGNATURE® 6032 SKIRTED
- SIGNATURE® 6036 SKIRTED
- SIGNATURE® 7236 SKIRTED
- ACCESSORIES



SIGNATURE® 6030 SKIRTED WHIRLPOOL

SIGNATURE® 6030 LOW-PROFILE 17" SKIRTED JIL6030

SKIRTED | 60"L x 30"W x 17"H

Hydrotherapy Experience	Experience	Drain	Equipment Location	Controls	Heater	Tile Flange	Removable Access Panel	Product Code	Bathtub Color	List Price W - White Y + \$125*
SOAKING BATH Shipping weight: 78 lb	B	L	X	X	No	Yes	No	JIL6030BLXXXX	W	\$840
		R	X	X	No	Yes	No	JIL6030BRXXXX	W	\$840
WHIRLPOOL BATH - 6 PointPro® jets Shipping weight: 84 lb	W	L	R	I	No	Yes	No	JIL6030WLR1XX	W	\$1,449
		R	L	I	No	Yes	No	JIL6030WRL1XX	W	\$1,449
		L	R	I	Yes	Yes	No	JIL6030WLR1HX	W	\$1,844
		R	L	I	Yes	Yes	No	JIL6030WRL1HX	W	\$1,844

*Oyster available on these models by special order only.
Note: Models also available in 16" height. Replace L with 6 in MPC.

SIGNATURE® 6030 LOW-PROFILE AFR 18" SKIRTED JI86030

SKIRTED | 60"L x 30"W x 18"H


Hydrotherapy Experience	Experience	Drain	Equipment Location	Controls	Heater	Tile Flange	Removable Access Panel	Product Code	Bathtub Color	List Price W - White Y + \$125*
SOAKING BATH Shipping weight: 78 lb	B	L	X	X	No	Yes	No	JI86030BLXXXX	W	\$840
		R	X	X	No	Yes	No	JI86030BRXXXX	W	\$840
WHIRLPOOL BATH - 6 PointPro® jets Shipping weight: 84 lb	W	L	R	I	No	Yes	No	JI86030WLR1XX	W	\$1,449
		R	L	I	No	Yes	No	JI86030WRL1XX	W	\$1,449
		L	R	I	Yes	Yes	No	JI86030WLR1HX	W	\$1,844
		R	L	I	Yes	Yes	No	JI86030WRL1HX	W	\$1,844

*Oyster available on these models by special order only.

FAMILY: JI = Rectangle	INSTALLATION TYPE S = Skirted	HYDROTHERAPY EXPERIENCE CODES: B = Bath Soaking W = Whirlpool CONTROL CODES*: X = None I = Manual on/off	LOCATION CODES: R = Right L = Left X = Not Applicable	FEATURE CODES: XX = Not Applicable HX = Heater RS = Removable Skirt COLOR CODES**: W = White Y = Oyster NOTE: \$125 Upgrade on Oyster
		*See page 3 for available control options		**Replace last letter in product code with color letter

FAMILY: JI = Rectangle	INSTALLATION TYPE S = Skirted	HYDROTHERAPY EXPERIENCE CODES: B = Bath Soaking W = Whirlpool CONTROL CODES*: X = None I = Manual on/off <small>*See page 3 for available control options</small>	LOCATION CODES: R = Right L = Left X = Not Applicable	FEATURE CODES: XX = Not Applicable HX = Heater RS = Removable Skirt COLOR CODES**: W = White Y = Oyster NOTE: \$125 Upgrade on Oyster <small>**Replace last letter in product code with color letter</small>
----------------------------------	---	---	---	---


SIGNATURE® 6030 RECTANGLE 19" SKIRTED
JIS6030

 SKIRTED | 60"L X 30"W X 19"H

Hydrotherapy Experience	Experience	Drain	Equipment Location	Controls	Heater	Tile Flange	Removable Access Panel	Product Code	Bathtub Color	List Price W - White Y + \$125
SOAKING BATH Shipping weight: 69 lb	B	L	X	X	No	Yes	No	JIS6030BLXXXX	W	\$840
		R	X	X	No	Yes	No	JIS6030BRXXXX	W	\$840
		L	X	X	No	Yes	Yes	JIS6030BLXXRS	W	\$940
		R	X	X	No	Yes	Yes	JIS6030BRXXRS	W	\$940
WHIRLPOOL BATH - 6 PointPro® jets Shipping weight: 84 lb	W	L	R	I	No	Yes	Yes	JIS6030WLRIXX	W	\$1,449
		R	L	I	No	Yes	Yes	JIS6030WRLIXX	W	\$1,449
		L	R	I	Yes	Yes	Yes	JIS6030WLRIHX	W	\$1,844
		R	L	I	Yes	Yes	Yes	JIS6030WRLIHX	W	\$1,844

FAMILY: J1 = Rectangle	INSTALLATION TYPE S = Skirted	HYDROTHERAPY EXPERIENCE CODES: B = Bath Soaking W = Whirlpool CONTROL CODES*: X = None I = Manual on/off	LOCATION CODES: R = Right L = Left X = Not Applicable	FEATURE CODES: XX = Not Applicable HX = Heater RS = Removable Skirt COLOR CODES**: W = White Y = Oyster NOTE: \$125 Upgrade on Oyster
*See page 3 for available control options			**Replace last letter in product code with color letter	


SIGNATURE® 6032 LOW-PROFILE 17" SKIRTED
J1L6032

 SKIRTED | 60"L x 32"W x 17"H

Hydrotherapy Experience	Experience	Drain	Equipment Location	Controls	Heater	Tile Flange	Removable Access Panel	Product Code	Bathtub Color	List Price W - White Y + \$125*
SOAKING BATH Shipping weight: 78 lb	B	L	X	X	No	Yes	No	J1L6032BLXXXX	W	\$840
		R	X	X	No	Yes	No	J1L6032BRXXXX	W	\$840
WHIRLPOOL BATH - 6 PointPro® jets Shipping weight: 84 lb	W	L	R	I	No	Yes	No	J1L6032WLR1XX	W	\$1,449
		R	L	I	No	Yes	No	J1L6032WRL1XX	W	\$1,449
		L	R	I	Yes	Yes	No	J1L6032WLR1HX	W	\$1,844
		R	L	I	Yes	Yes	No	J1L6032WRL1HX	W	\$1,844

*Oyster available on these models by special order only.
Note: Models also available in 16" height. Replace L with 6 in MPC

SIGNATURE® 6032 LOW-PROFILE AFR 18" SKIRTED
J186032


 SKIRTED | 60"L x 32"W x 18"H

Hydrotherapy Experience	Experience	Drain	Equipment Location	Controls	Heater	Tile Flange	Removable Access Panel	Product Code	Bathtub Color	List Price W - White Y + \$125*
SOAKING BATH Shipping weight: 78 lb	B	L	X	X	No	Yes	No	J186032BLXXXX	W	\$840
		R	X	X	No	Yes	No	J186032BRXXXX	W	\$840
WHIRLPOOL BATH - 6 PointPro® jets Shipping weight: 84 lb	W	L	R	I	No	Yes	No	J186032WLR1XX	W	\$1,449
		R	L	I	No	Yes	No	J186032WRL1XX	W	\$1,449
		L	R	I	Yes	Yes	No	J186032WLR1HX	W	\$1,844
		R	L	I	Yes	Yes	No	J186032WRL1HX	W	\$1,844

*Oyster available on these models by special order only.

<p>FAMILY:</p> <p>Jl = Rectangle</p>	<p>INSTALLATION TYPE</p> <p>S = Skirted</p>	<p>HYDROTHERAPY EXPERIENCE CODES:</p> <p>B = Bath Soaking W = Whirlpool</p> <p>CONTROL CODES*:</p> <p>X = None I = Manual on/off</p> <p><small>*See page 3 for available control options</small></p>	<p>LOCATION CODES:</p> <p>R = Right L = Left X = Not Applicable</p>	<p>FEATURE CODES:</p> <p>XX = Not Applicable HX = Heater RS = Removable Skirt</p> <p>COLOR CODES**:</p> <p>W = White Y = Oyster</p> <p>NOTE: \$125 Upgrade on Oyster</p> <p><small>**Replace last letter in product code with color letter</small></p>
---	--	--	--	---

SIGNATURE® 6032 RECTANGLE 19" SKIRTED
JIS6032

 SKIRTED | 60"L x 32"W x 19"H

Hydrotherapy Experience	Experience	Drain	Equipment Location	Controls	Heater	Tile Flange	Removable Access Panel	Product Code	Bathtub Color	List Price W - White Y + \$125
SOAKING BATH Shipping weight: 70 lb	B	L	X	X	No	Yes	No	JIS6032BLXXXX	W	\$840
		R	X	X	No	Yes	No	JIS6032BRXXXX	W	\$840
		L	X	X	No	Yes	Yes	JIS6032BLXXRS	W	\$940
		R	X	X	No	Yes	Yes	JIS6032BRXXRS	W	\$940
WHIRLPOOL BATH - 6 PointPro® jets Shipping weight: 84 lb	W	L	R	I	No	Yes	Yes	JIS6032WLR1XX	W	\$1,449
		R	L	I	No	Yes	Yes	JIS6032WRL1XX	W	\$1,449
		L	R	I	Yes	Yes	Yes	JIS6032WLR1HX	W	\$1,844
		R	L	I	Yes	Yes	Yes	JIS6032WRL1HX	W	\$1,844

FAMILY: JI = Rectangle	INSTALLATION TYPE S = Skirted A = Skirted with Armrests	HYDROTHERAPY EXPERIENCE CODES: B = Bath Soaking W = Whirlpool CONTROL CODES*: X = None I = Manual on/off <small>*See page 3 for available control options</small>	LOCATION CODES: R = Right L = Left X = Not Applicable	FEATURE CODES: XX = Not Applicable HX = Heater RS = Removable Skirt COLOR CODES**: W = White Y = Oyster NOTE: \$125 Upgrade on Oyster <small>**Replace last letter in product code with color letter</small>
----------------------------------	--	---	---	---

SIGNATURE® 6036 RECTANGLE SKIRTED
JIS6036

SKIRTED | 60"L x 36"W x 19"H

Hydrotherapy Experience	Experience	Drain	Equipment Location	Controls	Heater	Tile Flange	Removable Access Panel	Product Code	Bathtub Color	List Price W - White Y + \$125
SOAKING BATH Shipping weight: 75 lb	B	L	X	X	No	Yes	No	JIS6036BLXXXX	W	\$946
		R	X	X	No	Yes	No	JIS6036BRXXXX	W	\$946
		L	X	X	No	Yes	Yes	JIS6036BLXXRS	W	\$1,046
		R	X	X	No	Yes	Yes	JIS6036BRXXRS	W	\$1,046
WHIRLPOOL BATH - 6 PointPro® jets Shipping weight: 89 lb	W	L	R	I	No	Yes	Yes	JIS6036WLRIXX	W	\$1,459
		R	L	I	No	Yes	Yes	JIS6036WRLIXX	W	\$1,459
		L	R	I	Yes	Yes	Yes	JIS6036WLRIHX	W	\$1,854
		R	L	I	Yes	Yes	Yes	JIS6036WRLIHX	W	\$1,854

Note: Signature® 6036 Skirted also available with two access panels. Please call Customer Service for custom order.

SIGNATURE® 7236 SKIRTED WITH ARMRESTS
JIA7236

SKIRTED | 72"L x 36"W x 19.75"H

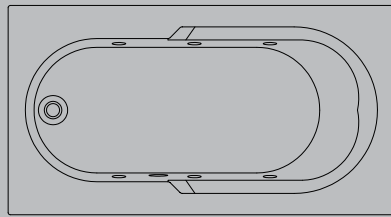
Hydrotherapy Experience	Experience	Drain	Equipment Location	Controls	Heater	Tile Flange	Removable Access Panel	Product Code	Bathtub Color	List Price W - White Y + \$125
SOAKING BATH Shipping weight: 122 lb	B	L	X	X	No	Yes	No	JIA7236BLXXXX	W	\$1,209
		R	X	X	No	Yes	No	JIA7236BRXXXX	W	\$1,209
		L	X	X	No	Yes	Yes	JIA7236BLXXRS	W	\$1,309
		R	X	X	No	Yes	Yes	JIA7236BRXXRS	W	\$1,309
WHIRLPOOL BATH - 6 PointPro® jets Shipping weight: 147 lb	W	L	R	I	No	Yes	Yes	JIA7236WLRIXX	W	\$1,793
		R	L	I	No	Yes	Yes	JIA7236WRLIXX	W	\$1,793
		L	R	I	Yes	Yes	Yes	JIA7236WLRIHX	W	\$2,188
		R	L	I	Yes	Yes	Yes	JIA7236WRLIHX	W	\$2,188

SIGNATURE® | ACCESSORIES

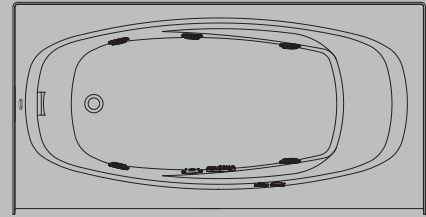
Recommended:		
Universal rotary/cable drain kit, 26" cable	HP55	See page 120
Universal deep soak drain kit (Compatible with non-jetted tubs only)	LH33	See page 120
Slip cover drain kit	PG35	See page 120

SIGNATURE®

- SIGNATURE® 6036 DROP-IN
- SIGNATURE® 7236 DROP-IN
- ACCESSORIES



SIGNATURE® 6036 DROP-IN WHIRLPOOL



SIGNATURE® 7236 SKIRTED WHIRLPOOL

SIGNATURE® 6036 RECTANGLE DROP-IN J2D6036 / J2T6036

DROP-IN | 60"L x 36"W x 19.25"H

Hydrotherapy Experience	Experience	Drain	Equipment Location	Controls	Heater	Tile Flange	Removable Access Panel	Product Code	Bathtub Color	List Price W - White Y + \$125
SOAKING BATH Shipping weight: 67 lb	B	U	X	X	No	No	No	J2D6036BUXXXX	W	\$756
		L	X	X	No	Yes	No	J2T6036BLXXXX	W	\$905
		R	X	X	No	Yes	No	J2T6036BRXXXX	W	\$905
WHIRLPOOL BATH - 6 PointPro® jets Shipping weight: 81 lb	W	L	E	I	No	No	No	J2D6036WLEIXX	W	\$1,387
		L	G	I	No	No	No	J2D6036WLGIXX	W	\$1,387
		L	R	I	No	No	No	J2D6036WLRIXX	W	\$1,387
		R	B	I	No	No	No	J2D6036WRBIXX	W	\$1,387
		R	F	I	No	No	No	J2D6036WRFIXX	W	\$1,387
		R	L	I	No	No	No	J2D6036WRLIXX	W	\$1,387
		L	R	I	No	Yes	No	J2T6036WLRIXX	W	\$1,513
		R	L	I	No	Yes	No	J2T6036WRLIXX	W	\$1,513
		L	R	I	Yes	No	No	J2D6036WLRIHXX	W	\$1,782
		R	L	I	Yes	No	No	J2D6036WRLIHXX	W	\$1,782
		L	R	I	Yes	Yes	No	J2T6036WLRIHXX	W	\$1,908
R	L	I	Yes	Yes	No	J2T6036WRLIHXX	W	\$1,908		


<p>FAMILY:</p> <p>J2 = Shape in Rectangle</p>	<p>INSTALLATION TYPE</p> <p>D = Drop-In T = 3-Tile Flange</p>	<p>HYDROTHERAPY EXPERIENCE CODES:</p> <p>B = Bath Soaking W = Whirlpool</p> <p>CONTROL CODES*:</p> <p>X = None I = Manual on/off</p>	<p>LOCATION CODES:</p> <p>R = Right L = Left U = Universal B = Right Back E = Left Back F = Right Front G = Left Front X = Not Applicable</p>	<p>FEATURE CODES:</p> <p>XX = Not Applicable HX = Heater</p> <p>COLOR CODES**:</p> <p>W = White Y = Oyster</p> <p>NOTE: \$125 Upgrade on Oyster</p>
--	--	--	--	---

*See page 3 for available control options

**Replace last letter in product code with color letter

<p>FAMILY: J2 = Shape in Rectangle</p>	<p>INSTALLATION TYPE D = Drop-In T = 3-Tile Flange</p>	<p>HYDROTHERAPY EXPERIENCE CODES: B = Bath Soaking W = Whirlpool</p> <p>CONTROL CODES*: X = None I = Manual on/off</p> <p><small>*See page 3 for available control options</small></p>	<p>LOCATION CODES: R = Right L = Left U = Universal B = Right Back E = Left Back F = Right Front G = Left Front X = Not Applicable</p>	<p>FEATURE CODES: XX = Not Applicable HX = Heater</p> <p>COLOR CODES**: W = White Y = Oyster</p> <p>NOTE: \$125 Upgrade on Oyster</p> <p><small>**Replace last letter in product code with color letter</small></p>
---	---	--	---	--

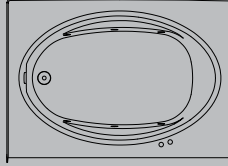
SIGNATURE® 7236 RECTANGLE DROP-IN
J2D7236 / J2T7236

 **DROP-IN | 72"L x 36"W x 19.25"H**

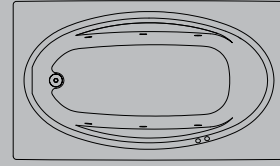
Hydrotherapy Experience	Experience	Drain	Equipment Location	Controls	Heater	Tile Flange	Removable Access Panel	Product Code	Bathtub Color	List Price W - White Y + \$125
SOAKING BATH Shipping weight: 73 lb	B	U	X	X	No	No	No	J2D7236BUXXXX	W	\$817
		L	X	X	No	Yes	No	J2T7236BLXXXX	W	\$956
		R	X	X	No	Yes	No	J2T7236BRXXXX	W	\$956
WHIRLPOOL BATH - 6 PointPro® jets Shipping weight: 88 lb	W	L	E	I	No	No	No	J2D7236WLEIXX	W	\$1,489
		L	G	I	No	No	No	J2D7236WLGIXX	W	\$1,489
		L	R	I	No	No	No	J2D7236WLRIXX	W	\$1,489
		R	B	I	No	No	No	J2D7236WRBIXX	W	\$1,489
		R	F	I	No	No	No	J2D7236WRFIXX	W	\$1,489
		R	L	I	No	No	No	J2D7236WRLIXX	W	\$1,489
		L	R	I	No	Yes	No	J2T7236WLRIXX	W	\$1,589
		R	L	I	No	Yes	No	J2T7236WRLIXX	W	\$1,589
		L	R	I	Yes	No	No	J2D7236WLRIHX	W	\$1,884
		R	L	I	Yes	No	No	J2D7236WRLIHX	W	\$1,884
		L	R	I	Yes	Yes	No	J2T7236WLRIHX	W	\$1,984
R	L	I	Yes	Yes	No	J2T7236WRLIHX	W	\$1,984		

SIGNATURE® OVAL IN RECTANGLE

- SIGNATURE® 6042 SKIRTED
- SIGNATURE® 6042 DROP-IN
- SIGNATURE® 7242 DROP-IN
- ACCESSORIES



SIGNATURE® 6042 SKIRTED WHIRLPOOL



SIGNATURE® 7242 DROP-IN WHIRLPOOL

SIGNATURE® 6042 OVAL IN RECTANGLE SKIRTED J4S6042

SKIRTED | 60"L x 42"W x 19"H

Hydrotherapy Experience	Experience	Drain	Equipment Location	Controls	Heater	Tile Flange	Removable Access Panel	Product Code	Bathtub Color	List Price W - White Y + \$125
SOAKING BATH Shipping weight: 84 lb	B	L	X	X	No	Yes	No	J4S6042BLXXXX	W	\$895
		R	X	X	No	Yes	No	J4S6042BRXXXX	W	\$895
		L	X	X	No	Yes	Yes	J4S6042BLXXRS	W	\$995
		R	X	X	No	Yes	Yes	J4S6042BRXXRS	W	\$995
WHIRLPOOL BATH - 6 PointPro® jets Shipping weight: 99 lb	W	L	R	I	No	Yes	Yes	J4S6042WLR1XX	W	\$1,512
		R	L	I	No	Yes	Yes	J4S6042WRL1XX	W	\$1,512
		L	R	I	Yes	Yes	Yes	J4S6042WLR1HX	W	\$1,907
		R	L	I	Yes	Yes	Yes	J4S6042WRL1HX	W	\$1,907

FAMILY:

J4 = Oval in Rectangle

INSTALLATION TYPE

D = Drop-In
T = 3-Tile Flange
S = Skirted

HYDROTHERAPY EXPERIENCE CODES:

B = Bath Soaking
W = Whirlpool

CONTROL CODES*:

X = None
I = Manual on/off

*See page 3 for available control options

LOCATION CODES:

R = Right
L = Left
U = Universal
B = Right Back
E = Left Back
F = Right Front
G = Left Front
X = Not Applicable

FEATURE CODES:

XX = Not Applicable
HX = Heater
RS = Removable Skirt


COLOR CODES:**

W = White
Y = Oyster
NOTE:
\$125 Upgrade on Oyster

**Replace last letter in product code with color letter

FAMILY: J4 = Oval in Rectangle	INSTALLATION TYPE D = Drop-In T = 3-Tile Flange S = Skirted	HYDROTHERAPY EXPERIENCE CODES: B = Bath Soaking W = Whirlpool CONTROL CODES*: X = None I = Manual on/off <small>*See page 3 for available control options</small>	LOCATION CODES: R = Right L = Left U = Universal B = Right Back E = Left Back F = Right Front G = Left Front X = Not Applicable	FEATURE CODES: XX = Not Applicable HX = Heater RS = Removable Skirt COLOR CODES**: W = White Y = Oyster NOTE: \$125 Upgrade on Oyster <small>**Replace last letter in product code with color letter</small>
--	---	---	--	---


SIGNATURE® 6042 OVAL IN RECTANGLE DROP-IN
J4D6042 / J4T6042

 **DROP-IN | 60"L x 42"W x 21"H**

Hydrotherapy Experience	Experience	Drain	Equipment Location	Controls	Heater	Tile Flange	Removable Access Panel	Product Code	Bathtub Color	List Price W-White Y + \$125
SOAKING BATH Shipping weight: 77 lb	B	U	X	X	No	No	No	J4D6042BUXXXX	W	\$807
		L	X	X	No	Yes	No	J4T6042BLXXXX	W	\$855
		R	X	X	No	Yes	No	J4T6042BRXXXX	W	\$855
WHIRLPOOL BATH - 6 PointPro® jets Shipping weight: 93 lb	W	L	B	I	No	No	No	J4D6042WLBIXX	W	\$1,414
		L	E	I	No	No	No	J4D6042WLEIXX	W	\$1,414
		L	F	I	No	No	No	J4D6042WLFIXX	W	\$1,414
		L	G	I	No	No	No	J4D6042WLGIXX	W	\$1,414
		L	R	I	No	No	No	J4D6042WLRIXX	W	\$1,414
		R	B	I	No	No	No	J4D6042WRBIXX	W	\$1,414
		R	E	I	No	No	No	J4D6042WREIXX	W	\$1,414
		R	F	I	No	No	No	J4D6042WRFIXX	W	\$1,414
		R	G	I	No	No	No	J4D6042WRGIXX	W	\$1,414
		R	L	I	No	No	No	J4D6042WRLIXX	W	\$1,414
		L	B	I	No	Yes	No	J4T6042WLBIXX	W	\$1,465
		L	E	I	No	Yes	No	J4T6042WLEIXX	W	\$1,465
		L	F	I	No	Yes	No	J4T6042WLFIXX	W	\$1,465
		L	G	I	No	Yes	No	J4T6042WLGIXX	W	\$1,465
		L	R	I	No	Yes	No	J4T6042WLRIXX	W	\$1,465
		R	B	I	No	Yes	No	J4T6042WRBIXX	W	\$1,465
		R	E	I	No	Yes	No	J4T6042WREIXX	W	\$1,465
		R	F	I	No	Yes	No	J4T6042WRFIXX	W	\$1,465
		R	G	I	No	Yes	No	J4T6042WRGIXX	W	\$1,465
		R	L	I	No	Yes	No	J4T6042WRLIXX	W	\$1,465
		L	B	I	Yes	No	No	J4D6042WLBHXX	W	\$1,809
L	E	I	Yes	No	No	J4D6042WLEHXX	W	\$1,809		
L	F	I	Yes	No	No	J4D6042WLFHXX	W	\$1,809		
L	G	I	Yes	No	No	J4D6042WLGHXX	W	\$1,809		
L	R	I	Yes	No	No	J4D6042WLRHXX	W	\$1,809		

FAMILY: J4 = Oval in Rectangle	INSTALLATION TYPE D = Drop-In T = 3-Tile Flange S = Skirted	HYDROTHERAPY EXPERIENCE CODES: B = Bath Soaking W = Whirlpool CONTROL CODES*: X = None I = Manual on/off <small>*See page 3 for available control options</small>	LOCATION CODES: R = Right L = Left U = Universal B = Right Back E = Left Back F = Right Front G = Left Front X = Not Applicable	FEATURE CODES: XX = Not Applicable HX = Heater RS = Removable Skirt COLOR CODES**: W = White Y = Oyster NOTE: \$125 Upgrade on Oyster <small>**Replace last letter in product code with color letter</small>
--	---	---	--	---


SIGNATURE® 7242 OVAL IN RECTANGLE DROP-IN
J4D7242 / J4T7242

 DROP-IN | 72"L x 42"W x 21"H

Hydrotherapy Experience	Experience	Drain	Equipment Location	Controls	Heater	Tile Flange	Removable Access Panel	Product Code	Bathtub Color	List Price W-White Y + \$125
SOAKING BATH Shipping weight: 83 lb	B	U	X	X	No	No	No	J4D7242BUXXXX	W	\$843
		L	X	X	No	Yes	No	J4T7242BLXXXX	W	\$915
		R	X	X	No	Yes	No	J4T7242BRXXXX	W	\$915
WHIRLPOOL BATH - 6 PointPro® jets Shipping weight: 99 lb	W	L	B	I	No	No	No	J4D7242WLBIXX	W	\$1,475
		L	E	I	No	No	No	J4D7242WLEIXX	W	\$1,475
		L	F	I	No	No	No	J4D7242WLFIXX	W	\$1,475
		L	G	I	No	No	No	J4D7242WLGIXX	W	\$1,475
		L	R	I	No	No	No	J4D7242WLRIXX	W	\$1,475
		R	B	I	No	No	No	J4D7242WRBIXX	W	\$1,475
		R	E	I	No	No	No	J4D7242WREIXX	W	\$1,475
		R	F	I	No	No	No	J4D7242WRFIXX	W	\$1,475
		R	G	I	No	No	No	J4D7242WRGIXX	W	\$1,475
		R	L	I	No	No	No	J4D7242WRLIXX	W	\$1,475
		L	B	I	No	Yes	No	J4T7242WLBIXX	W	\$1,545
		L	E	I	No	Yes	No	J4T7242WLEIXX	W	\$1,545
		L	F	I	No	Yes	No	J4T7242WLFIXX	W	\$1,545
		L	G	I	No	Yes	No	J4T7242WLGIXX	W	\$1,545
		L	R	I	No	Yes	No	J4T7242WLRIXX	W	\$1,545
		R	B	I	No	Yes	No	J4T7242WRBIXX	W	\$1,545
		R	E	I	No	Yes	No	J4T7242WREIXX	W	\$1,545
R	F	I	No	Yes	No	J4T7242WRFIXX	W	\$1,545		
R	G	I	No	Yes	No	J4T7242WRGIXX	W	\$1,545		
R	L	I	No	Yes	No	J4T7242WRLIXX	W	\$1,545		

FAMILY: J4 = Oval in Rectangle J3 = Oval	INSTALLATION TYPE D = Drop-In T = 3-Tile Flange S = Skirted	HYDROTHERAPY EXPERIENCE CODES: B = Bath Soaking W = Whirlpool CONTROL CODES*: X = None I = Manual on/off <small>*See page 3 for available control options</small>	LOCATION CODES: R = Right L = Left U = Universal B = Right Back E = Left Back F = Right Front G = Left Front X = Not Applicable	FEATURE CODES: XX = Not Applicable HX = Heater RS = Removable Skirt COLOR CODES**: W = White Y = Oyster NOTE: \$125 Upgrade on Oyster <small>**Replace last letter in product code with color letter</small>
---	---	---	--	---

SIGNATURE® 7242 OVAL IN RECTANGLE DROP-IN
J4D7242 / J4T7242

 DROP-IN | 72"L x 42"W x 21"H

Hydrotherapy Experience	Experience	Drain	Equipment Location	Controls	Heater	Tile Flange	Removable Access Panel	Product Code	Bathtub Color	List Price W - White Y + \$125
WHIRLPOOL BATH - 6 PointPro® jets Shipping weight: 99 lb	W	L	B	I	Yes	No	No	J4D7242WLB IHX	W	\$1,870
		L	E	I	Yes	No	No	J4D7242WLE IHX	W	\$1,870
		L	F	I	Yes	No	No	J4D7242WLF IHX	W	\$1,870
		L	G	I	Yes	No	No	J4D7242WLG IHX	W	\$1,870
		L	R	I	Yes	No	No	J4D7242WLR IHX	W	\$1,870
		R	B	I	Yes	No	No	J4D7242WRB IHX	W	\$1,870
		R	E	I	Yes	No	No	J4D7242WRE IHX	W	\$1,870
		R	F	I	Yes	No	No	J4D7242WRF IHX	W	\$1,870
		R	G	I	Yes	No	No	J4D7242WRG IHX	W	\$1,870
		R	L	I	Yes	No	No	J4D7242WRL IHX	W	\$1,870
		L	B	I	Yes	Yes	No	J4T7242WLB IHX	W	\$1,940
		L	E	I	Yes	Yes	No	J4T7242WLE IHX	W	\$1,940
		L	F	I	Yes	Yes	No	J4T7242WLF IHX	W	\$1,940
		L	G	I	Yes	Yes	No	J4T7242WLG IHX	W	\$1,940
		L	R	I	Yes	Yes	No	J4T7242WLR IHX	W	\$1,940
		R	B	I	Yes	Yes	No	J4T7242WRB IHX	W	\$1,940
		R	E	I	Yes	Yes	No	J4T7242WRE IHX	W	\$1,940
		R	F	I	Yes	Yes	No	J4T7242WRF IHX	W	\$1,940
		R	G	I	Yes	Yes	No	J4T7242WRG IHX	W	\$1,940
		R	L	I	Yes	Yes	No	J4T7242WRL IHX	W	\$1,940

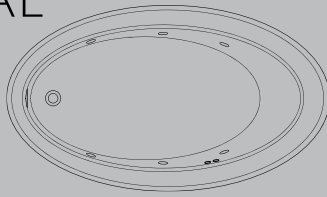
SIGNATURE® | ACCESSORIES

Recommended:

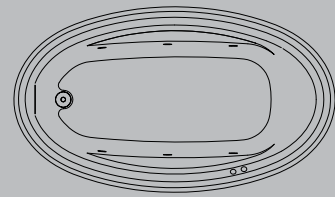
Universal rotary/cable drain kit, 26" cable	HP55	See page 120
Universal deep soak drain kit (Compatible with non-jetted tubs only)	LH33	See page 120
Slip cover drain kit	PG35	See page 120

SIGNATURE® OVAL

- SIGNATURE® 6042 DROP-IN
- SIGNATURE® 6638 DROP-IN
- SIGNATURE® 7242 DROP-IN



SIGNATURE® 6638 DROP-IN WHIRLPOOL



SIGNATURE® 7242 DROP-IN WHIRLPOOL

SIGNATURE® 6042 OVAL DROP-IN J3D6042

DROP-IN or UNDERMOUNT | 59"L x 42"W x 21"H

Hydrotherapy Experience	Experience	Drain	Equipment Location	Controls	Heater	Tile Flange	Removable Access Panel	Product Code	Bathtub Color	List Price W - White Y + \$125
SOAKING BATH Shipping weight: 73 lb	B	U	X	X	No	No	No	J3D6042BUXXXX	W	\$926
WHIRLPOOL BATH - 6 PointPro® jets Shipping weight: 89 lb	W	L	R	I	No	No	No	J3D6042WLR1XX	W	\$1,533
		R	L	I	No	No	No	J3D6042WRL1XX	W	\$1,533
		L	R	I	Yes	No	No	J3D6042WLR1HX	W	\$1,928
		R	L	I	Yes	No	No	J3D6042WRL1HX	W	\$1,928

SIGNATURE® 6638 OVAL DROP-IN J3D6638

DROP-IN or UNDERMOUNT | 66.25"L x 38.25"W x 19.5"H

Hydrotherapy Experience	Experience	Drain	Equipment Location	Controls	Heater	Tile Flange	Removable Access Panel	Product Code	Bathtub Color	List Price W - White Y + \$125
SOAKING BATH Shipping weight: 90 lb	B	U	X	X	No	No	No	J3D6638BUXXXX	W	\$953
WHIRLPOOL BATH - 6 PointPro® jets Shipping weight: 115 lb	W	L	R	I	No	No	No	J3D6638WLR1XX	W	\$1,541
		R	L	I	No	No	No	J3D6638WRL1XX	W	\$1,541
		L	R	I	Yes	No	No	J3D6638WLR1HX	W	\$1,936
		R	L	I	Yes	No	No	J3D6638WRL1HX	W	\$1,936

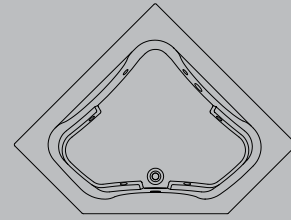
SIGNATURE® 7242 OVAL DROP-IN J3D7242

DROP-IN or UNDERMOUNT | 71"L x 41"W x 21"H

Hydrotherapy Experience	Experience	Drain	Equipment Location	Controls	Heater	Tile Flange	Removable Access Panel	Product Code	Bathtub Color	List Price W - White Y + \$125
SOAKING BATH Shipping weight: 81 lb	B	U	X	X	No	No	No	J3D7242BUXXXX	W	\$974
WHIRLPOOL BATH - 6 PointPro® jets Shipping weight: 97 lb	W	L	R	I	No	No	No	J3D7242WLR1XX	W	\$1,560
		R	L	I	No	No	No	J3D7242WRL1XX	W	\$1,560
		L	R	I	Yes	No	No	J3D7242WLR1HX	W	\$1,955
		R	L	I	Yes	No	No	J3D7242WRL1HX	W	\$1,955

SIGNATURE® CORNER

- SIGNATURE® 6060 CORNER DROP-IN
- ACCESSORIES



SIGNATURE® 6060 DROP-IN WHIRLPOOL

SIGNATURE® 6060 CORNER DROP-IN J5D6060/J5T6060

DROP-IN | 60"L x 60"W x 22"H

Hydrotherapy Experience	Experience	Drain	Equipment Location	Controls	Heater	Tile Flange	Removable Access Panel	Product Code	Bathtub Color	List Price W - White Y + \$125
SOAKING BATH Shipping weight: 151 lb	B	C	X	X	No	No	No	J5D6060BCXXXX	W	\$999
		C	X	X	No	Yes	No	J5T6060BCXXXX	W	\$1,089
WHIRLPOOL BATH - 6 PointPro® jets Shipping weight: 166 lb	W	C	L	I	No	No	No	J5D6060WCLIXX	W	\$1,625
		C	R	I	No	No	No	J5D6060WCRIXX	W	\$1,625
		C	L	I	No	Yes	No	J5T6060WCLIXX	W	\$1,695
		C	R	I	No	Yes	No	J5T6060WCRIXX	W	\$1,695
		C	L	I	Yes	No	No	J5D6060WCLIHX	W	\$2,020
		C	R	I	Yes	No	No	J5D6060WCRIHX	W	\$2,020
		C	L	I	Yes	Yes	No	J5T6060WCLIHX	W	\$2,090
		C	R	I	Yes	Yes	No	J5T6060WCRIHX	W	\$2,090

SIGNATURE® | ACCESSORIES

Recommended:

Universal rotary/cable drain kit, 26" cable	HP55	See page 120
Universal deep soak drain kit (Compatible with non-jetted tubs only)	LH33	See page 120
Slip cover drain kit	PG35	See page 120

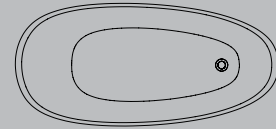
FAMILY: <hr/> J5 = Corner	INSTALLATION TYPE <hr/> D = Drop-In T = 3-Tile Flange	HYDROTHERAPY EXPERIENCE CODES: <hr/> B = Bath Soaking W = Whirlpool CONTROL CODES*: <hr/> X = None I = Manual on/off	LOCATION CODES: <hr/> C = Center R = Right L = Left X = Not Applicable	FEATURE CODES: <hr/> XX = Not Applicable HX = Heater COLOR CODES**: <hr/> W = White Y = Oyster NOTE: \$125 Upgrade on Oyster
		*See page 3 for available control options		**Replace last letter in product code with color letter

SIGNATURE® OVAL FREESTANDING

- SIGNATURE® OVAL 5930
- SIGNATURE® OVAL 6732
- ACCESSORIES



SIGNATURE® OVAL SIDE VIEW



SIGNATURE® OVAL SOAKING BATH

SIGNATURE® 5930 OVAL FREESTANDING OSF5930

FREESTANDING | 59.2"L x 29.7"W x 24"H

Hydrotherapy Experience	Experience	Drain	Equipment Location	Controls	Lighting Availability	Heater	Drain Finish	Product Code	Color see page note [†]	List Price
SOAKING BATH - Integral linear overflow Shipping weight: 104 lb	B	U	X	X	None	No	White	OSF5930BUXXXX	G	\$1,763

[†]Note: An integral linear overflow and toe tap drain kit is included with the bathtub. G stands for white bath/white drain and overflow.

SIGNATURE® 6732 OVAL FREESTANDING OSF6732

FREESTANDING | 67"L x 31.5"W x 24"H

Hydrotherapy Experience	Experience	Drain	Equipment Location	Controls	Lighting Availability	Heater	Drain Finish	Product Code	Color see page note [†]	List Price
SOAKING BATH - Integral linear overflow Shipping weight: 104 lb	B	U	X	X	None	No	White	OSF6732BUXXXX	G	\$2,204

[†]Note: An integral linear overflow and toe tap drain kit is included with the bathtub. G stands for white bath/white drain and overflow.

SIGNATURE® OVAL | ACCESSORIES

Recommended:







Lenire® luxury pillow	LEPI155T	See page 126
Drain alignment kit for freestanding bathtub installations	MZ20000	See page 121
Bath/shower shelf	PP58	See page 126

HYDROTHERAPY EXPERIENCE CODES: B = Bath Soaking	LOCATION CODES: U = Universal	CONTROL CODES*: X = None	FEATURE CODES: XX = Not Applicable	COLOR CODES**: G = White bath/White drain & overflow
---	---	------------------------------------	--	--

BATHTUB FILLERS

BATHTUB FILLERS

FLOOR-MOUNTED BATHTUB FILLERS

Description		Product Code: With Finish	List Price
Ardmore® floor-mounted bathtub filler Note: Includes rough-in manifold concrete installations.		PP55827 POLISHED CHROME	\$1,119
		PP55826 BRUSHED NICKEL	\$1,219
		PP55845 OLIVE BRONZE	\$1,219
Contemporary square bathtub filler		NW55827 POLISHED CHROME	\$865
		NW55826 BRUSHED NICKEL	\$945
Contento® bathtub filler Note: Requires PT61000 rough-in manifold kit for concrete installations.		PT62827 POLISHED CHROME	\$1,000
		PT62826 BRUSHED NICKEL	\$1,080
		PT62817 MATTE BLACK	\$1,140
		PT62818 BRUSHED BRONZE	\$1,320
Karina™ bathtub filler Note: Requires PT61000 rough-in manifold kit for concrete installations.		PT63827 POLISHED CHROME	\$1,349
		PT63826 BRUSHED NICKEL	\$1,429
		PT63817 MATTE BLACK	\$1,489
		PT63818 BRUSHED BRONZE	\$1,669
Transitional round bathtub filler		NW50827 POLISHED CHROME	\$845
		NW50826 BRUSHED NICKEL	\$925
		NW50817 MATTE BLACK	\$985
		NW50818 BRUSHED BRONZE	\$1,085
Jacuzzi® floor-mounted bathtub filler rough-in manifold kit*		PT61000	\$125

* Required for concrete installation - only compatible with noted models.

BATHTUB FILLERS

FLOOR-MOUNTED BATHTUB FILLERS (CONTINUED)

Description	Product Code: With Finish	List Price
Era™ floor-mounted bathtub filler *MUST PURCHASE EV19 FILLER AND EV16 SUPPLY LINES FOR FLOOR-MOUNT INSTALLATIONS	EV19 FILLER	EV19827 POLISHED CHROME \$1,089
		EV19826 BRUSHED NICKEL \$1,149
		EV19829 BRIGHT BRASS \$1,149
	EV16 SUPPLY LINES	EV16827 POLISHED CHROME \$969
		EV16826 BRUSHED NICKEL \$1,019
		EV16829 BRIGHT BRASS \$1,019



WALL-MOUNTED BATHTUB FILLER

Description	Product Code: With Finish	List Price
Era™ wall-mounted bathtub filler	EV19827 POLISHED CHROME \$1,089	
	EV19826 BRUSHED NICKEL \$1,149	
	EV19829 BRIGHT BRASS \$1,149	











DECK-MOUNTED BATHTUB FILLER

Description	Product Code: With Finish	List Price
Water Rainbow® flow bathtub filler Note: Cannot be used to retrofit older Water Rainbow® bathtub fillers	MP33827 POLISHED CHROME \$675	
	MP33826 BRUSHED NICKEL \$725	
	MP33959 WHITE WITH CHROME ACCENTS \$725	










JACUZZI® PREMIUM COLLECTION FILLERS, FAUCETS AND ACCESSORIES

BARREA®

Description	Product Code with Finish	List Price
Barrea® roman tub filler 	MX78827 POLISHED CHROME	\$585
	MX78826 BRUSHED NICKEL	\$625
	MX78824 POLISHED NICKEL	\$625
	MX78845 OLIVE BRONZE	\$625
Barrea® bridge widespread faucet 	MX80827 POLISHED CHROME	\$625
	MX80826 BRUSHED NICKEL	\$675
	MX80824 POLISHED NICKEL	\$675
	MX80845 OLIVE BRONZE	\$675
Barrea® widespread faucet 	MX77827 POLISHED CHROME	\$525
	MX77826 BRUSHED NICKEL	\$575
	MX77824 POLISHED NICKEL	\$575
	MX77845 OLIVE BRONZE	\$575
Barrea® shower set 	MX79827 POLISHED CHROME	\$575
	MX79826 BRUSHED NICKEL	\$615
	MX79824 POLISHED NICKEL	\$615
	MX79845 OLIVE BRONZE	\$615
Barrea® robe hook 	PK00827 POLISHED CHROME	\$59
	PK00826 BRUSHED NICKEL	\$69
	PK00824 POLISHED NICKEL	\$69
	PK00845 OLIVE BRONZE	\$69
Barrea® tissue holder 	PK02827 POLISHED CHROME	\$129
	PK02826 BRUSHED NICKEL	\$139
	PK02824 POLISHED NICKEL	\$139
	PK02845 OLIVE BRONZE	\$149
Barrea® 24" towel bar 	PK03827 POLISHED CHROME	\$109
	PK03826 BRUSHED NICKEL	\$129
	PK03824 POLISHED NICKEL	\$129
	PK03845 OLIVE BRONZE	\$129
Barrea® towel ring 	PK01827 POLISHED CHROME	\$89
	PK01826 BRUSHED NICKEL	\$99
	PK01824 POLISHED NICKEL	\$99
	PK01845 OLIVE BRONZE	\$109

MINCIO®

PREMIUM COLLECTION








Description	Product Code with Finish	List Price
Mincio® roman tub filler 	MX82827 POLISHED CHROME	\$575
	MX82826 BRUSHED NICKEL	\$625
Mincio® widespread faucet 	MX81827 POLISHED CHROME	\$575
	MX81826 BRUSHED NICKEL	\$625
Mincio® shower set 	MX83827 POLISHED CHROME	\$675
	MX83826 BRUSHED NICKEL	\$725
Mincio® robe hook 	PK04827 POLISHED CHROME	\$59
	PK04826 BRUSHED NICKEL	\$69
Mincio® tissue holder 	PK05827 POLISHED CHROME	\$109
	PK05826 BRUSHED NICKEL	\$119
Mincio® 24" towel bar 	PK07827 POLISHED CHROME	\$129
	PK07826 BRUSHED NICKEL	\$139
Mincio® towel ring 	PK06827 POLISHED CHROME	\$79
	PK06826 BRUSHED NICKEL	\$89

RAZZO™

Description	Product Code with Finish	List Price
Razzo™ roman tub filler 	MX88827 POLISHED CHROME	\$555
	MX88826 BRUSHED NICKEL	\$605
Razzo™ widespread faucet 	MX87827 POLISHED CHROME	\$525
	MX87826 BRUSHED NICKEL	\$575
Razzo™ shower set 	MX89827 POLISHED CHROME	\$555
	MX89826 BRUSHED NICKEL	\$605

Note: Salone® accessories recommended for use with Razzo™ faucetry.

SALONE®

Description		Product Code with Finish	List Price
Salone® roman tub filler		MX85827 POLISHED CHROME	\$525
		MX85826 BRUSHED NICKEL	\$575
Salone® widespread faucet		MX84827 POLISHED CHROME	\$405
		MX84826 BRUSHED NICKEL	\$475
Salone® shower set		MX86827 POLISHED CHROME	\$525
		MX86826 BRUSHED NICKEL	\$575
Salone® robe hook		PK08827 POLISHED CHROME	\$49
		PK08826 BRUSHED NICKEL	\$54
Salone® tissue holder		PK09827 POLISHED CHROME	\$99
		PK09826 BRUSHED NICKEL	\$109
Salone® 24" towel bar		PK11827 POLISHED CHROME	\$99
		PK11826 BRUSHED NICKEL	\$109
Salone® towel ring		PK10827 POLISHED CHROME	\$59
		PK10826 BRUSHED NICKEL	\$69


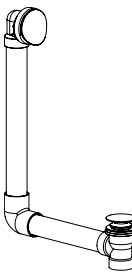
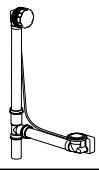


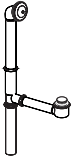
PREMIUM COLLECTION

BATH OPTIONS & ACCESSORIES

DRAINS & DRAIN KITS

Notes: See page 122 or individual product pages for compatible drain kits.

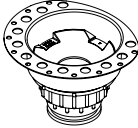
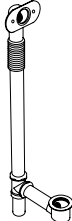
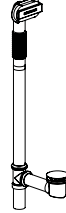
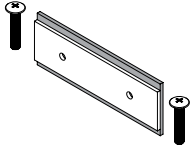
DRAINS & DRAIN KITS

Description	Product Code with Finish	List Price
Linear overflow drain kit 	MF35959 WHITE	\$119
	MF35827 CHROME	\$119
	MF35826 BRUSHED NICKEL	\$173
	MF35824 POLISHED NICKEL	\$173
	MF35845 OIL-RUBBED BRONZE	\$173
Slip cover drain kit 	PG35959 WHITE	\$179
	PG35827 CHROME	\$118
	PG35826 BRUSHED NICKEL	\$179
	PG35824 POLISHED NICKEL	\$179
	PG35845 OIL-RUBBED BRONZE	\$179
Universal rotary/cable drain kit, 26" cable 	HP55827 CHROME	\$109
	HP55826 BRUSHED NICKEL	\$165
	HP55845 OIL-RUBBED BRONZE	\$165
Rotary drain PVC drain kit, 26" cable (Does not include waste and overflow pipes) 	DA34827 CHROME	\$305
	DA34826 BRUSHED NICKEL	\$385
	DA34845 OIL-RUBBED BRONZE	\$385
Universal deep soak drain kit (Compatible with non-jetted tubs only) 	LH33827 CHROME	\$121
	LH33826 BRUSHED NICKEL	\$169
	LH33845 OIL-RUBBED BRONZE	\$167
Era™ freestanding toe-tap drain kit 	EV23827 CHROME	\$389
	EV23826 BRUSHED NICKEL	\$449
	EV23829 BRIGHT BRASS	\$449

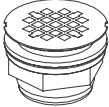


DRAINS & DRAIN KITS

Notes: See page 122 or individual product pages for compatible drain kits.







DRAINS & DRAIN KITS (CONTINUED)

Description	Product Code: With Finish	List Price
Drain alignment kit for freestanding bathtub installations 	MZ20000	\$299
Linear brass drain kit (Rough-in kit only. MF35XXX must be purchased for the trim components.) 	MF75000	\$103
Linear overflow brass drain kit-chrome finish (Use rough-in kit MF75000 shown above for other finishes) 	MF75827	\$189
Linear drain waste overflow pressure test kit* 	ML08000	\$27

*Note: For use with MF35 linear overflow drain kit

Description	Product Code with Finish	List Price
Shower drain with chrome strainer Fits all Jacuzzi® shower bases 	MB28827 POLISHED CHROME	\$43
Solid surface end-drain cover Fits Jacuzzi® Catalina® 60"x30" and 60"x32" 4" threshold shower bases 	MM17959 WHITE SOLID SURFACE	\$199
Solid surface drain cap Fits Jacuzzi® Catalina® 2" threshold shower bases 	MM23959 WHITE	\$85

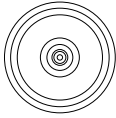





DRAIN KIT GUIDE

Drain & Drain Kit Part No.	LH33	PG35	HP55	MF35	DA34	EV23
Drain & Drain Kit Image	 Non-Jetted Only			 MF75 for Brass	 For Offset Drains	
Adatto™	Drain Included					
Amalia™	Drain Included					
Amiga®	√	√	√	X	X	X
Arga™	Drain Included					
Arga™ Classic	Drain Included					
Arietta™	√	√	√	X	X	X
Bellavista™	X	√	√	X	√	X
Bianca®	X	X	X	√	X	X
Bravo™	√	√	√	X	X	X
Capella®	X	√	√	X	√	X
Celeste™	Drain Included					
Cetra®	√	√	√	X	X	X
Contento®	Drain Included					
Cosi™	Drain Included					
Delicato™	Drain Included					
Duetta®	X	X	X	√	X	X
Elara®	X	X	X	√	X	X
Elara® Plus	HP55827 Drain Kit Included					
Era™	X	X	X	X	X	√
Fiore™	√	√	√	X	X	X
Fuzion®	GUI5000 Drain Kit Included					
Ileana®	Drain Included					
Karina™	Drain Included					
Leonora®	Drain Included					
Linea®	X	X	X	√	X	X
Luna®	Drain Included					
Luxura®	√	√	√	X	X	X
Majora®	√	√	√	X	X	X
Modena®	X	√	X	X	X	X
Nova™	√	√	√	X	X	X
Riva®	√	√	√	X	X	X
Rosalia®	X	X	X	X	X	X
Serafina®	Drain Included					
Sia®	X	√	√	X	√	X
Stella®	Drain Included					
Signature®	√	√	√	X	X	X
Signature® Oval Freestanding	Drain Included					
√	Indicates Drain kit is compatible with bath collection					
X	Indicates Drain Kit is NOT compatible with bath collection					

OPTIONS & ACCESSORIES

NOTE: Multiple kits may be needed. Please see page 124 to determine the required trim kit and quantity needed.

JET TRIM KITS

Description	Jet	Jet Trim Ring	Product Code: With Finish	List Price
TargetPro™ - Set of 4 (2015-Present)			TP78827 CHROME	\$79
			TP78826 BRUSHED NICKEL	\$89
			TP78845 OIL-RUBBED BRONZE	\$89
AccuPro™ - Set of 2 (2007-Present)			GU45827 CHROME	\$49
			GU45826 BRUSHED NICKEL	\$59
			GU45845 OIL-RUBBED BRONZE	\$59
BMH/BMH Spinner - Set of 2 (1991-Present)			P556827 CHROME	\$99
			P556826 BRUSHED NICKEL	\$150
			P556845 OIL-RUBBED BRONZE	\$150

Illumatherapy™ jets on bathtubs purchased prior to November 2015 came with chrome trim rings.
 All Illumatherapy™ TargetPro™ jets purchased after November 2015 come with color-matched trim rings.
 Trim kits are not available for SlimPro® jets.

JET TRIM KIT GUIDE

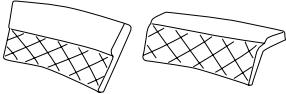

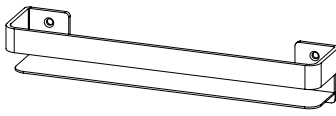
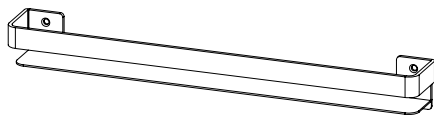

NOTE: Trim kits and jets shown apply to current models.

Jet Trim Kit Part No.	TP78XXX	GU45XXX	P556XXX
Jet face image shown without trim ring	TargetPro™ - Set of 4 	AccuPro™ 2 - Set of 2 	BMH/BMH Spinner - Set of 2 
Amiga®	4 jets (1) Kit	4 jets (2) Kits	X
Bellavista™	4 jets (1) Kit	2 jets (1) Kit	4 jets (2) Kits
Bellavista™ Corner	4 jets (1) Kit	3 jets (2) Kits	3 jets (2) Kits
Capella® Corner	4 jets (1) Kit	4 jets (2) Kits	X
Cetra®	4 jets (1) Kit	4 jets (2) Kits	X
Duetta®	4 jets (1) Kit	X	X
Elara®	4 jets (1) Kit	X	X
Elara® Low-Profile	2 jets (1) Kit	X	X
Elara® Plus	2 jets (1) Kit	X	X
Fuzion® 7236	2 jets (1) Kit	X	X
Fuzion® (All Others)	4 jets (1) Kit	X	X
Luxura®	4 jets (1) Kit	4 jets (2) Kits	X
Majora®	4 jets (1) Kit	4 jets (2) Kits	X
Nova™	4 jets (1) Kit	4 jets (2) Kits	X
Riva®	4 jets (1) Kit	4 jets (2) Kits	X
Sia®	4 jets (1) Kit	9 jets (5) Kits	X
Number	Indicates Jet quantity per bathtub collection		
(X)	Indicates Kit quantity per bathtub collection		
X	Indicates Jet trim kit is NOT available for bathtub collection		
Finish Options	827 - Chrome 826 - Brushed Nickel 845 - Oil-Rubbed Bronze		

FRAMES & LEGS

Description	Product Code: With Finish	List Price
Fuzion® 7236 no control cut-out optional wood frame (For use on Soaker model FUZ7236B; includes template for all control panels for alternate location mounting on Pure Air®, Whirlpools and Salon® Spas)	HB73900 NATURAL	\$1,909
	HB73935 WENGE	\$1,939
	HB73936 TEAK	\$1,909
Fuzion® 7242 no control cut-out optional wood frame (For use on Soaker model FUZ7242B; includes template for all control panels for alternate location mounting on Pure Air®, Whirlpools and Salon® Spas)	GP95900 NATURAL	\$1,989
	GP95935 WENGE	\$1,989
	GP95936 TEAK	\$1,989
Fuzion® 7242 control cut-out for J4 and J5 controls (For use on Pure Air®, Whirlpool and Salon® Spa models with product codes starting FUZ7242ACR, FUZ7242WCR and FUZ7242CCR)	GU05900 NATURAL	\$1,989
	GU05935 WENGE	\$1,989
	GU05936 TEAK	\$1,989
Fuzion® 7260 no control cut-out optional wood frame (For use on Soaker model FUZ7260B; includes template for all control panels for alternate location mounting on Pure Air®, Whirlpools and Salon® Spas)	HB75900 NATURAL	\$2,059
	HB75935 WENGE	\$2,059
	HB75936 TEAK	\$2,059
Fuzion® 7260 control cut-out for J4 and J5 controls (For use on Pure Air®, Whirlpool and Salon® Spa models with product codes starting FUZ7260ACR, FUZ7260WCR and FUZ7260CCR)	HB74900 NATURAL	\$2,059
	HB74935 WENGE	\$2,059
	HB74936 TEAK	\$2,059
Fuzion® 7260 two control cut-outs for J4 and J5 controls (For use on dual-zone Whirlpools with product codes starting FUZ7260WCD)	HB76900 NATURAL	\$2,059
	HB76935 WENGE	\$2,059
	HB76936 TEAK	\$2,059
Fuzion® 6666 no control cut-out optional wood frame (For use on Soaker model FUZ6666B; includes template for all control panels for alternate location mounting on Pure Air®, Whirlpools and Salon® Spas)	HB79900 NATURAL	\$2,059
	HB79935 WENGE	\$2,059
	HB79936 TEAK	\$2,059
Fuzion® 6666 control cut-out for J4 and J5 controls (For use on Pure Air®, Whirlpool and Salon® Spa models with product codes starting FUZ6666ACR, FUZ6666WCR and FUZ6666CCR)	HB78900 NATURAL	\$2,059
	HB78935 WENGE	\$2,059
	HB78936 TEAK	\$2,059
Era™ Bathtub Ball & Claw Feet	EV01959 WHITE	\$659
	EV01827 CHROME	\$659
	EV01826 BRUSHED NICKEL	\$709
	EV01829 BRIGHT BRASS	\$709
Era™ Bathtub pedestal base (white)	EV17959 (ERD6636 ONLY)	\$879
	EV14959 (ERD7142 ONLY)	\$919

OPTIONS & ADD-ONS

Description	Product Code: With Finish	List Price
Lenire® luxury pillow, 11" x 5.5" 	LEPI155T TRANSLUCENT GREY	\$175
Fuzion® replacement pillow, 20" x 5.2" 	DD50959 WHITE	\$129
	DD50958 ALMOND	\$129
	DD50969 OYSTER	\$129
Chromatherapy color light kit — field installed	GD56000	\$439
Tile flange kit	5817000	\$84
Rapid Heat™ in-line heater for use on units manufactured before January 13, 2012 and equipped with a heater blank	S750000 (INLET VERSION)	\$439
Bathtub/shower shelf 20" 	PP58827 POLISHED CHROME	\$475
	PP58826 BRUSHED NICKEL	\$525
	PP58817 MATTE BLACK	\$575
Bathtub/shower shelf 30" 	PP57827 POLISHED CHROME	\$550
	PP57826 BRUSHED NICKEL	\$600
	PP57817 MATTE BLACK	\$650
Bathtub caddy tray 	TR00000 EMBOSSED BANTER	\$550

Systems Clean™

A two-part plumbing system cleaner made specially for jetted bathtubs.

Systems Clean™ minimizes the build-up of residuals, such as soap scum, bath and body oils, and dirt from inside the jetted bathtub's pipes, pumps, fittings and circulation system.

- Breathe new life into any jetted bathtubs
- Cleans and deodorizes all jetted plumbing
- Fast acting, deep cleaning power
- Works with all manufacturers jetted bathtubs

Systems Clean™

Case (Contains Twelve 5-Packs per case)
Product Code #T628000

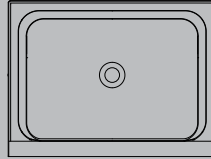
\$349



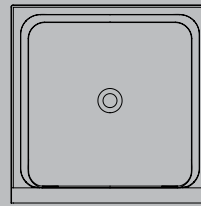
JACUZZI® SHOWER BASES

CATALINA® CENTER-DRAIN

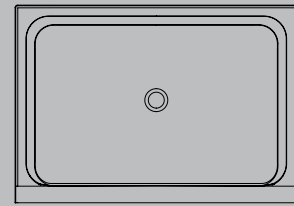
- SINGLE-THRESHOLD SHOWER BASES



CATALINA® 4836



CATALINA® 4848



CATALINA® 6042

CATALINA® CENTER-DRAIN

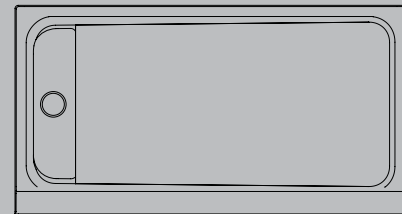
SINGLE 2" - 3" THRESHOLD

	Experience	Drain	Drain Included	Compatible Drain Cover*	Length	Width	Threshold Height	Product Code / White	List Price
CENTER-DRAIN SHOWER BASES - Exclusive Tru-Level® base system - Slip-resistant bottom - MB28827 recommended drain with chrome strainer sold separately - Low-threshold entry	S	C	No	MM23959	36"	36"	2"	CAT3636SCXXXXW	\$705
			No	N/A	36"	48"	3"	CAT3648SCXXXXW	\$610
			No	MM23959	48"	32"	2"	C2T4832SCXXXXW	\$605
			No	MM23959	48"	34"	2"	C2T4834SCXXXXW	\$610
			No	N/A	48"	36"	3"	CAT4836SCXXXXW	\$610
			No	N/A	48"	42"	3"	CAT4842SCXXXXW	\$660
			No	N/A	48"	48"	3"	CAT4848SCXXXXW	\$660
			No	MM23959	60"	36"	2"	CAT6036SCXXXXW	\$788
			No	N/A	60"	42"	3"	CAT6042SCXXXXW	\$786
			No	N/A	60"	48"	3"	CAT6048SCXXXXW	\$796

*See Catalina® accessories table for information on compatible drain and drain covers listed above.

CATALINA® END-DRAIN

- SINGLE-THRESHOLD SHOWER BASES



CATALINA® 6030 4" END-DRAIN

CATALINA® END-DRAIN

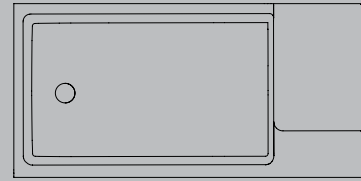
SINGLE 2" - 4" THRESHOLD

	Experience	Drain	Drain Included	Compatible Drain Cover*	Length	Width	Threshold Height	Product Code / White	List Price
END-DRAIN SHOWER BASES - Exclusive Tru-Level® base system - Drain with chrome strainer included - Low-threshold entry - Slip resistant bottom	S	R	Yes	MM23959	60"	30"	2"	C2T6030SRXXXXW	\$720
		L	Yes	MM23959	60"	30"	2"	C2T6030SLXXXXW	\$720
		R	Yes	MM17959	60"	30"	4"	CAT6030SRXXXXW	\$780
		L	Yes	MM17959	60"	30"	4"	CAT6030SLXXXXW	\$780
		R	Yes	MM23959	60"	32"	2"	C2T6032SRXXXXW	\$726
		L	Yes	MM23959	60"	32"	2"	C2T6032SLXXXXW	\$726
		R	Yes	MM17959	60"	32"	4"	CAT6032SRXXXXW	\$796
		L	Yes	MM17959	60"	32"	4"	CAT6032SLXXXXW	\$796
		R	Yes	MM23959	60"	34"	2"	CAT6034SRXXXXW	\$786
		L	Yes	MM23959	60"	34"	2"	CAT6034SLXXXXW	\$786

*See Catalina® accessories table for information on accessories and compatible drain covers listed above.

CATALINA® SEATED END-DRAIN

- SINGLE-THRESHOLD SHOWER BASES
- INTEGRAL SEAT
- ACCESSORIES



CATALINA® 6030 SEATED END-DRAIN

CATALINA® SEATED END-DRAIN

SINGLE 5" THRESHOLD

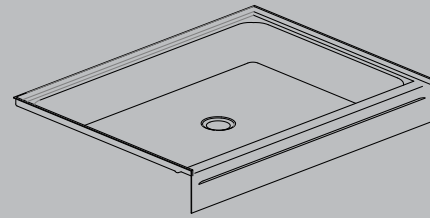
	Experience	Drain	Drain Included	Seat Height	Length	Width	Threshold Height	Product Code / White	List Price
SEATED END-DRAIN SHOWER BASES - Exclusive Tru-Level® base system - Integral seat provides comfort and convenience with sleek style - Drain with chrome strainer included - Slip resistant bottom	S	R	Yes	18-1/4"	60"	30"	5"	CAS6030SRXXXXW	\$990
		L	Yes	18-1/4"	60"	30"	5"	CAS6030SLXXXXW	\$990
		R	Yes	18-1/4"	60"	32"	5"	CAS6032SRXXXXW	\$998
		L	Yes	18-1/4"	60"	32"	5"	CAS6032SLXXXXW	\$998

CATALINA® | ACCESSORIES

Recommended:	Finish	Product Code	List Price
Shower drain with chrome strainer	Chrome	MB28827	See page 122
Solid surface end-drain cover	White	MM17959	See page 122
Solid surface drain-cap	White	MM23959	See page 122

CAYMAN® CENTER-DRAIN

- SINGLE-THRESHOLD SHOWER BASES
- ACCESSORIES



CAYMAN® CENTER-DRAIN

CAYMAN® CENTER-DRAIN

6" THRESHOLD

SHOWER BASES

	Experience	Drain	Length	Width	Product Code	Base Color	List Price
							W - White Y + \$125 B + \$200
CENTER-DRAIN SHOWER BASE - Exclusive Tru-Level® base system - Slip-resistant bottom - MB28827 recommended drain with chrome strainer sold separately	S	C	36"	36"	CAY3636SCXXXX	W	\$585
			36"	42"	CAY3642SCXXXX	W	\$717
			42"	34"	CAY4234SCXXXX	W	\$694
			42"	36"	CAY4236SCXXXX	W	\$722
			42"	42"	CAY4242SCXXXX	W	\$745
			42"	48"	CAY4248SCXXXX	W	\$750
			48"	32"	CAY4832SCXXXX	W	\$745
			48"	34"	CAY4834SCXXXX	W	\$749
			48"	36"	CAY4836SCXXXX	W	\$750
			48"	48"	CAY4848SCXXXX	W	\$799
			60"	34"	CAY6034SCXXXX	W	\$933
			60"	36"	CAY6036SCXXXX	W	\$937
			60"	42"	CAY6042SCXXXX	W	\$1,041

CAYMAN® | ACCESSORIES

Recommended:	Finish	Product Code	List Price
Shower drain with chrome strainer	Chrome	MB28827	See page 122

CAYMAN® END-DRAIN

- SINGLE-THRESHOLD SHOWER BASES
- ACCESSORIES



CAYMAN® END-DRAIN

CAYMAN® END-DRAIN

4" THRESHOLD

	Experience	Drain	Length	Width	Product Code	Base Color	List Price W - White Y + \$125 B + \$200
END-DRAIN SHOWER BASES - Exclusive Tru-Level® base system - Slip-resistant bottom - MB28827 recommended drain with chrome strainer sold separately	S	L	60"	30"	CAY6030SLXXXX	W	\$847
		R	60"	30"	CAY6030SRXXXX	W	\$847
		L	60"	32"	CAY6032SLXXXX	W	\$878
		R	60"	32"	CAY6032SRXXXX	W	\$878

CAYMAN® | ACCESSORIES

Recommended:	Finish	Product Code	List Price
Shower drain with chrome strainer	Chrome	MB28827	See page 122





JACUZZI® SINKS & MEDICINE CABINETS

LUXECAST® SOLID SURFACE VESSEL SINKS

- CONTENTO®
- ILEANA®
- LEONORA®
- ROSALIA®








SINKS & MEDICINE CABINETS

Description		Product Code with Finish	List Price
Contento® sink		COVI612G GLOSS	\$445
		COVI612M MATTE	\$445
Ileana® sink		ILVI717G GLOSS	\$445
		ILVI717M MATTE	\$445
Leonora® sink		LEVI515G GLOSS	\$445
		LEVI515M MATTE	\$445
Rosalia® sink		ROVI620G GLOSS	\$445
		ROVI620M MATTE	\$445

Note: Drain not included. No overflow slot. Standard drain hole size of Ø1-7/8".

JACUZZI® MIRRORED MEDICINE CABINETS

Description		Size	Product Code	List Price
Single door		16"W x 20"H x 5.25"D	PD40000	\$286
		24"W x 30"H x 5.25"D	PD42000	\$472
Single door round		25.5"W x 25.5"H x 4.63"D	RQ29000	\$600
Single door oval		21"W x 31"H x 4.56"D	PD43000	\$369
Double door		24"W x 26"H x 5.25"D	PD49000	\$512
		30"W x 26"H x 5.25"D	PD44000	\$567
Triple door		30"W x 26"H x 5.25"D	PD47000	\$690
		36"W x 26"H x 5.25"D	PD48000	\$745
		48"W x 31"H x 4.56"D	PD50000	\$1,184

TERMS & CONDITIONS OF SALE

All sales are subject to Jacuzzi luxury Bath's ("Company") Terms and Conditions of Sale ("Terms and Conditions") effective at the time an order is accepted. The Terms and Conditions may be revised from time to time. Company shall use commercially reasonable efforts to notify Buyer of any revisions to the Terms and Conditions, but Buyer has the obligation to request from Company the current Terms and Conditions which are effective as of the time any order is placed. A copy of the current Terms and Conditions can be obtained by contacting Company's Customer Service at (888) 744-7592, or requesting a copy by sending an email to JLBCS@jacuzzi.com.

FREIGHT TERMS

A copy of the current Freight Terms can be obtained by contacting Company's Customer Service at (888) 744-7592, or requesting a copy by sending an email to JLBCS@jacuzzi.com.

QUICK SHIP PROGRAM

The Jacuzzi Luxury Bath Quick Ship program offers confirmed 2-business day lead-times for a \$125 NET priced expediting fee per bathtub.

TERMS & CONDITIONS:

- Expedited shipping available for all bathtubs and showers.
- Orders cannot be combined with standard lead-time product orders.
- Accessory items that are ordered with the tub will be included in the faster lead-time and will not be subject to additional fees. If an accessory item happens to be on backorder, Jacuzzi will expedite shipping when the product is in stock at no additional charge. Stand-alone accessory orders are not available through this Quick Ship program.
- The expediting charge of \$125 is per bathtub ordered and no additional discount will be available for this fee.
- Orders must be clearly marked as Quick Ship by using item QSF as a line item on the order.
- To receive 2-business day shipping, orders must be submitted by email, fax, or EDI by 10:00 AM Eastern Standard Time (9:00 AM Central, 8:00 AM Mountain, 7:00 AM Pacific). Web based ordering is not available for the Quick Ship program. For example, an order received Monday by 10:00 AM EST will be shipped by the end of business Tuesday. If the order is received after 10:00 AM EST, the product will ship Wednesday.

WARRANTY SUMMARY*

Jacuzzi® Bathtubs (except Signature® Collection)	Limited Lifetime Warranty some parts, 2 years labor, and 90 days parts only for options and accessories (no labor).
Signature® Collection Bathtubs	Limited Lifetime Warranty some parts, 1 year labor, and 90 days parts only for options and accessories (no labor).
Solid Surface Collection/Luxecast® Bathtubs	5 year limited warranty for vessel, with 90 days labor. 90 days limited warranty for included drain (no labor).
Solid Surface Collection/Luxecast® Sinks	90 days limited warranty (no labor).
Shower Bases	1 year Limited Warranty on shower base and 90 days for options and accessories (no labor).
Faucets, Fillers and Premium Collection Shower Sets	Limited Lifetime Warranty on cartridge, 1 year other parts and finish (no labor).
Premium Collection Accessories	1 year Limited Warranty (no labor).
Drains, Options and Accessories	90 days Limited Warranty (parts only, no labor).
Medicine Cabinets	1 year Limited Warranty (no labor).

*Please see page full warranty on Jacuzzi.com warranty page or in your product manual for more detailed information.

WARRANTY LIMITATIONS:

Our limited warranty does not cover defects, damage, or failure caused by the common carrier, installer, user, or other persons, pets, or rodents, or resulting from, without limitation, any of the following: careless handling (lifting unit by plumbing, abrading finish, etc.) including its own negligence; modification of any type for any reason (including modification to meet local codes); improper installation (including installation not in accordance with instructions and specifications provided with the unit); connections supplied by the installer of the equipment; improper voltage supply or unauthorized electrical modification; misuse; incorrect operation, or lack of proper routine maintenance; operation of the unit without specified minimum amount of water or at inappropriate water temperature; use of abrasive or improper cleaners; or acts of God, such as lightning, floods, earthquakes, etc.

In addition, THE COMPANY WILL NOT BE RESPONSIBLE FOR INCIDENTAL OR CONSEQUENTIAL DAMAGES or losses arising from any cause (e.g., water damage to carpet, ceiling, tiles, marble, loss of use, etc.) including its own negligence; damages to, respecting, or resulting from: plated parts when pool and/or spa chemicals are used in the unit or hard water conditions; optional bath equipment not manufactured by the Company but supplied by Dealer, installer or the Company; the unit's prior usage as an operational display; or defects that should have been discovered before installation.

This limited warranty does not include: labor, transportation, or other costs incurred in the removal and/or re-installation of the original unit and/or installation of a replacement unit; any costs relating to obtaining access for repair; or loss of use damage, including loss of sales, profit or business advantage of any kind under any circumstances. Bath units are excluded from any warranty coverage if any addition, deletion, or modification of any kind whatsoever has been made to the unit (or to any component).

Warranty coverage is provided in the United States of America and Canada only.

EXCLUSION OF IMPLIED WARRANTIES:

IMPLIED WARRANTIES OF MERCHANTABILITY AND FITNESS FOR A PARTICULAR PURPOSE ARE DISCLAIMED TOGETHER OR TO THE FULLEST EXTENT ALLOWED BY LAW.

NOTICE: This warranty gives you specific legal rights, and you may also have other rights which vary from state to state. There are no warranties applicable to Jacuzzi luxury Bath products except as expressly stated herein or as implied by applicable state and federal laws. The Company will not be responsible for any statements or representations made in any form that go beyond, are broader than or are inconsistent with any authorized literature or specifications furnished by the Company.

Some states do not allow limitations on how long an implied warranty lasts, or the exclusion or limitation of incidental or consequential damages, so the above limitations and exclusions may not apply to you.

WARRANTY REGISTRATION:

To register your product, please go to our website www.Jacuzzi.com, select SUPPORT, then ONLINE WARRANTY REGISTRATION from the top of the page. You will then be prompted to enter your product Serial Number followed by your warranty registration information. Or you may also register by completing the registration below and mailing it to Jacuzzi at the address provided.

WARRANTY SUMMARY*

RESPONSIBILITIES OF OTHERS:

Inspecting the unit prior to installation is the responsibility of the installer or building contractor who acts on behalf of the user. They are responsible for ensuring the unit is free of defect or damage. Notices are placed on and in the unit and on the shipping carton advising the installer of this responsibility. In the event of a problem, the unit must not be installed. The Company is not responsible for failures or damage that could have been discovered, repaired, or avoided by proper inspection and testing (including proper water testing) prior to installation.

Damage occurring in transit is the responsibility of the carrier. Each recipient of a product (distributor, user and installer) MUST open the crate and inspect the unit for damage promptly upon receipt. If damage is discovered, it must be reported immediately (no more than three (3) days) to the seller and the carrier in writing, a freight claim filed, and an inspection requested. Failure of the carrier to respond should be reported to the seller and the carrier. Failure to report freight damage and present a claim within three (3) days of receipt of a product will be deemed a waiver of the claim.

It is the responsibility of the installer, building contractor, or user to provide access for service. The Company is not responsible for any costs relating to obtaining access for repair. The user shall bear such costs and, if appropriate, must seek recovery from the installer.

Damage occurring to the unit during installation is the responsibility of the installer and/or building contractor and damage occurring thereafter is the responsibility of the user.

Failure of any optional equipment is the sole responsibility of the equipment manufacturer except as provided above and shall not extend to or apply to any replacement parts for the Options and accessories. Any replacement parts shall be covered by the original equipment manufacturer.

The Distributor or Dealer is responsible for knowing local code requirements and notifying the installing contractor and/or user of these requirements at the time of purchase. The Company is not responsible for costs to modify any product to obtain any code approval, such as city, county, or state building codes in U.S.A. or municipal or provincial codes in Canada.

WARRANTY SERVICE:

For the customer's benefit, the Company maintains a list of independent service personnel to perform required warranty service repairs. Such firms are not agents or representatives of the Company and cannot bind the Company by words or conduct.

The Company will provide the warranty service described above when the following conditions have been met: the failure is of the nature or type covered by the warranty; the user has informed an Authorized Jacuzzi luxury Bath Service Agent or Warranty Service Department Representative of the nature of the problem during the warranty period; conclusive evidence (e.g., proof of purchase or installation) is provided to the foregoing by the user proving that the failure occurred or was discovered within the warranty period; an authorized independent service person or Company representative has been permitted to inspect the unit during regular business hours within a reasonable time after the problem was reported by the user.

In order to obtain warranty service, contact:

Jacuzzi luxury Bath
Warranty Service Department
14525 Monte Vista Avenue
Chino, California 91710
Call: (800) 288-4002
6 A.M. to 5 P.M. Pacific Standard Time

To obtain warranty replacement for factory-installed components for Company supplied options and accessories manufactured and supplied by the Company, call or write the above. Provide a description of the problem and proof of purchase. You will be instructed how to obtain replacements and where to return, at your expense, the failed component(s), option(s), or accessory(ies).

All replacement parts, equipment, and repairs shall assume the remaining warranty period of the part(s) replaced.

The Company's warranty obligation shall be discharged upon tender of replacement or repair. The customer's refusal to accept the tender terminates the Company's warranty obligation.

©2020 Jacuzzi luxury Bath

*Please see full warranty on JacuzziLuxuryBath.com warranty page or in your product manual for more detailed information.

JACUZZI® INDEX BY PRODUCT CODE

PRODUCT CODE	PRODUCT FAMILY NAME / PRODUCT DESCRIPTION	PAGE
5817	TILE FLANGE KIT	126
ADF6734	ADATTO™	9
AMF6734	AMALIA™	10
AMI7236	AMIGA® DROP-IN	11
AMS7236	AMIGA® SKIRTED	12
AGF6934	ARGA™	13
AGF6735	ARGA™ CLASSIC	14
ARF5932	ARIETTA™	15
BEL6060	BELLAVISTA™	19-20
BEL6642	BELLAVISTA™	16
BEL7242	BELLAVISTA™	17-18
BIF6636	BIANCA®	21
BRF6636	BRAVO™	22
C2T4832	CATALINA CENTER DRAIN	128
C2T4834	CATALINA CENTER DRAIN	128
C2T6030	CATALINA END DRAIN	128
C2T6032	CATALINA END DRAIN	128
CAP5555	CAPELLA® DROP-IN	23
CAP6060	CAPELLA® DROP-IN	24
CAS6030	CATALINA® SEATED END-DRAIN	129
CAS6032	CATALINA® SEATED END-DRAIN	129
CAT3636	CATALINA® CENTER-DRAIN	128
CAT3648	CATALINA® CENTER-DRAIN	128
CAT4836	CATALINA® CENTER-DRAIN	128
CAT4842	CATALINA® CENTER-DRAIN	128
CAT4848	CATALINA® CENTER-DRAIN	128
CAT6030	CATALINA® END-DRAIN	128
CAT6032	CATALINA® END-DRAIN	128
CAT6034	CATALINA® END-DRAIN	128
CAT6036	CATALINA® CENTER-DRAIN	128
CAT6042	CATALINA® CENTER-DRAIN	128
CAT6048	CATALINA® CENTER-DRAIN	128
CAY3636	CAYMAN® CENTER-DRAIN	130
CAY3642	CAYMAN® CENTER-DRAIN	130
CAY4234	CAYMAN® CENTER-DRAIN	130
CAY4236	CAYMAN® CENTER-DRAIN	130
CAY4242	CAYMAN® CENTER-DRAIN	130
CAY4248	CAYMAN® CENTER-DRAIN	130
CAY4832	CAYMAN® CENTER-DRAIN	130
CAY4834	CAYMAN® CENTER-DRAIN	130
CAY4836	CAYMAN® CENTER-DRAIN	130
CAY4848	CAYMAN® CENTER-DRAIN	130
CAY6030	CAYMAN® END-DRAIN	131
CAY6032	CAYMAN® END-DRAIN	131
CAY6034	CAYMAN® CENTER-DRAIN	130

PRODUCT CODE	PRODUCT FAMILY NAME / PRODUCT DESCRIPTION	PAGE
CAY6036	CAYMAN® CENTER-DRAIN	130
CAY6042	CAYMAN® CENTER-DRAIN	130
CEF5932	CELESTE™	25
CEF6732	CELESTE™	25
CEF7032	CELESTE™	25
CET6032	CETRA® DROP-IN	26
CET6036	CETRA® DROP-IN	27
COF5932	CONTENTO® FREESTANDING	28
COV1612	CONTENTO® SINK	133
CSF5932	COSI™	29
CSF6732	COSI™	29
CTS6032	CETRA® SKIRTED	26
CTS6036	CETRA® SKIRTED	27
DA34	ROTARY DRAIN 26" CABLE	120
DD50	FUZION® PILLOW 5.2" X 20"	126
DEF6732	DELICATO™	30
DUE6042	DUETTA®	31-32
DUE6636	DUETTA®	33-34
DUE6642	DUETTA®	35-36
DUE7242	DUETTA®	37-38
ELA6042	ELARA®	45-47
ELA6636	ELARA®	48-50
ELA7236	ELARA®	51-53
ELA7242	ELARA®	54-56
ELA7959	ELARA® PLUS	58
ELL6032	ELARA® LOW-PROFILE	39-40
ELL6036	ELARA® LOW-PROFILE	41-42
ELL6636	ELARA® LOW-PROFILE	43-44
ERD6636	ERA™	59
ERD7142	ERA™	60
EV01	ERA™ BALL & CLAW FEET	125
EV14	ERA™ BATHTUB PEDESTAL BASE	125
EV16	ERA™ FREESTANDING SUPPLY LINES	113
EV17	ERA™ BATHTUB PEDESTAL BASE	125
EV19	ERA™ FILLER	113
EV23	ERA™ FREESTANDING TOE-TAP DRAIN	120
FIF6232	FIORE™	61
FIF6636	FIORE™	61
FUZ6666	FUZION®	69-70
FUZ7236	FUZION®	62-63
FUZ7242	FUZION®	64-65
FUZ7260	FUZION®	66-67
GD56	CHROMATHERAPY COLOR LIGHT KIT (FIELD INSTALLATION REQUIRED)	126
GP95	FUZION® 7242 WOOD FRAME - NO CONTROL CUTOUT	125
GU05	FUZION® 7242 WOOD FRAME - J4/J5 CONTROL CUTOUT	125
GU45	2 ACCUPRO™ JET RINGS	123
HB73	FUZION® 7236 WOOD FRAME - NO CONTROL CUTOUT	125
HB74	FUZION® 7260 WOOD FRAME - J4/J5 CONTROL CUTOUT SINGLE-ZONE	125
HB75	FUZION® 7260 WOOD FRAME - NO CONTROL CUTOUT	125
HB76	FUZION® 7260 WOOD FRAME - J4/J5 CONTROL CUTOUT DUAL-ZONE	125
HB78	FUZION® 6666 WOOD FRAME - J4/J5 CONTROL CUTOUT	125
HB79	FUZION® 6666 WOOD FRAME - NO CONTROL CUTOUT	125

PRODUCT CODE	PRODUCT FAMILY NAME / PRODUCT DESCRIPTION	PAGE
MX83	MINCIO® SHOWER SET	116
MX84	SALONE® WIDESPREAD	118
MX85	SALONE® ROMAN BATHTUB FILLER	118
MX86	SALONE® SHOWER SET	118
MX87	RAZZO™ WIDESPREAD	117
MX88	RAZZO™ ROMAN BATHTUB FILLER	117
MX89	RAZZO™ SHOWER SET	117
MZ20	DRAIN ALIGNMENT KIT FOR FREESTANDING BATHTUB INSTALLATIONS	121
NOV6042	NOVA™ DROP-IN	87
NOV7242	NOVA™ DROP-IN	88
NVS6042	NOVA™ SKIRTED	89
NW50	TRANSITIONAL ROUND BATHTUB FILLER	112
NW55	CONTEMPORARY SQUARE BATHTUB FILLER	112
OSF5930	SIGNATURE® 5930 OVAL FREESTANDING	110
OSF6732	SIGNATURE® 6732 OVAL FREESTANDING	110
P556	2 ACCUPRO™ JET RINGS	123
PD40	MEDICINE CABINET - SINGLE DOOR	134
PD42	MEDICINE CABINET - SINGLE DOOR	134
PD43	MEDICINE CABINET - SINGLE DOOR OVAL	134
PD44	MEDICINE CABINET - DOUBLE DOOR	134
PD47	MEDICINE CABINET - TRIPLE DOOR	134
PD48	MEDICINE CABINET - TRIPLE DOOR	134
PD49	MEDICINE CABINET - DOUBLE DOOR	134
PD50	MEDICINE CABINET - TRIPLE DOOR	134
PG35	SLIP COVER DRAIN KIT	120
PK00	BARREA® ROBE HOOK	115
PK01	BARREA® TOWEL RING	115
PK02	BARREA® TISSUE HOLDER	115
PK03	BARREA® TOWEL BAR	115
PK04	MINCIO® ROBE HOOK	116
PK05	MINCIO® TISSUE HOLDER	116
PK06	MINCIO® TOWEL RING	116
PK07	MINCIO® TOWEL BAR	116
PK08	SALONE® ROBE HOOK	118
PK09	SALONE® TISSUE HOLDER	118
PK10	SALONE® TOWEL RING	118
PK11	SALONE® TOWEL BAR	118
PP55	ARDMORE® FLOOR-MOUNTED BATHTUB FILLER	112
PP57	BATHTUB/SHOWER SHELF 30"	126
PP58	BATHTUB/SHOWER SHELF 20"	126
PT61	ROUGH-IN MANIFOLD KIT	112
PT62	CONTENTO® BATHTUB FILLER	112
PT63	KARINA™ BATHTUB FILLER	112
RIV6243	RIVA®	90
RIV6638	RIVA®	90
RIV7242	RIVA®	91
ROF6634	ROSALIA® FREESTANDING	92
ROV1620	ROSALIA® SINK	133
RQ29	MEDICINE CABINET - SINGLE DOOR ROUND	134
S750	RAPIDHEAT™ IN-LINE HEATER	126
SNF5931	SERAFINA®	93
SNF6731	SERAFINA®	93

PRODUCT CODE	PRODUCT FAMILY NAME / PRODUCT DESCRIPTION	PAGE
SIA6636	SIA®	94
SIA7242	SIA®	95
STF5931	STELLA®	96
STF6731	STELLA®	96
T628	SYSTEMS CLEAN™	126
TP78	4 TARGETPRO™ JET RINGS	123
TR00	BATHTUB CADDY TRAY	126

QUESTIONS? CALL CUSTOMER SERVICE
AT (888) 744-7592



At Jacuzzi, service comes first, so we strive to surpass your expectations and be with you every step of the way. Our real, live team of specialists understands our products and will help you shine. We believe using Jacuzzi® luxury products should be a relaxing experience, and are ready to help with anything you need. We see you as an extension of our family, so you can relax knowing that the level of service we deliver matches the superior quality of our brand.

Jacuzzi Customer Service Hours:
6am - 4pm Pacific Time

Prices - All Sales prices listed are effective as of the date of publication of this Price Book and are subject to change at the sole discretion of Jacuzzi without notice.

Weight - All weights listed are estimates as of the time of publication of this Price Book. The actual weight of any individual product may vary.



JACUZZI® PRODUCTS SEEN ON COVER:

- Arga™ Classic Freestanding Bathtub
- Ardmore® Tub Filler - Brushed Nickel



FERGUSON®
Bath, Kitchen & Lighting Gallery

EXCLUSIVITY

Ferguson is the exclusive wholesale showroom for Jacuzzi® brand luxury products.

WARRANTY

Jacuzzi® products are backed by one of the most comprehensive warranties in the industry and a nationwide service network. Jacuzzi Luxury Bath's warranty is assurance that your investment will perform reliably for years to come.

www.Jacuzzi.com



@JACUZZIBATHUS

13925 City Center Drive, Suite 200
Chino Hills, CA 91709 / U.S.A.
(888) 744-7592

©2020 Jacuzzi Inc. All rights reserved.

Jacuzzi® is a registered trademark of Jacuzzi Inc.

All other brands, product names, company names, trade names and trademarks used are the property of their respective owners. Jacuzzi may add to, change or remove any part of these materials at any time, without notice. Reproduction in whole or in part without written permission is prohibited. International products may be configured differently to meet local electrical requirements. Dimensions are approximate and subject to change from time to time.

PX0800 01/20



SWIM SPA COLLECTION

JACUZZI® BRAND IS AN ICON

Legendary for performance, reliability and ease of use, we set the standard by which all hydrotherapy is measured. While imitation may be the sincerest form of flattery, only 60 years of innovation can produce swim spa designs made to the demanding standards of the Jacuzzi® Brand.





Swim Spas



Hot Tubs



Commercial



Bathtubs



Showers



Saunas

Jacuzzi® Brand products are manufactured in 5 countries, enjoyed in more than 100 countries worldwide, and employ thousands of people around the world. Representing decades of innovation, design, performance and ease of use, the Jacuzzi® Brand is trusted by millions of customers globally.



HERITAGE

When the seven Jacuzzi brothers immigrated to the U.S., they had no idea that a pump they designed for orchards would revolutionize hydrotherapy in the home. While the family's critical need to change the life of a child triggered this therapeutic invention, a desire for wellness founded an industry.



CELEBRATING

60

YEARS

OF HYDROTHERAPY



The Jacuzzi family departs Italy for the United States and transforms the aviation and agriculture industries.

When Ken Jacuzzi, age 2, is diagnosed with rheumatoid arthritis, his father invents a portable hydrotherapy pump to provide pain-relieving hydrotherapy.



Jacuzzi soon became a household name thanks in part to repeated appearances on the national daytime television show, *Queen for a Day*, which boasted 20 million viewers. The Jacuzzi® Brand became an overnight sensation.

Through the years, the Jacuzzi® Brand has been awarded more than 700 patents, laying our foundation for unmatched hydrotherapy and leading to breakthroughs in jet engineering, design, and the technology.



With a foundation in health and wellness and a dedication to research and innovation, Jacuzzi continues to develop products that improve the lives of both high-performance athletes and everyday people while leading the industry as the most recognized brand in the world.

PERFORMANCE

Jacuzzi® premium products support the needs of high endurance athletes and teams who are committed to maintaining and improving their quality of life, both during and beyond their active careers through the power of hydrotherapy. Whether you're a professional athlete or a weekend warrior, Jacuzzi® products increase your ability to train, recover, relax and perform, harnessing water's natural ability to heal the mind, body and soul.

The Jacuzzi® Brand proudly partners with endurance athletes and professional teams around the world.



JANET EVANS
Olympian and World Cup Champion
Freestyle Swimmer



MIKE ERUZIONE
Captain of the Gold Medal-Winning
1980 Winter Olympic Hockey Team



AMY PURDY
Paralympic Snowboarder



TRACE WORTHINGTON
2X Olympian and U.S. Ski and
Snowboard Hall of Famer



MELISSA STOCKWELL
Paralympian and Former U.S. Army
Officer



MATT GREVERS
4X Olympic Gold Medalist and
3X World Champion Swimmer



JOEY MANTIA
Olympian and World Champion
Speed Skater



THURL BAILEY
Retired NBA Player and Inspirational
Speaker



STEVE NYMAN
Olympian and World Cup Ski Racer



TIM JITLOFF
2X Olympian and U.S. Ski Team
Member



KIMBERLEY MORRISON
Triathlete and Ironman Champion

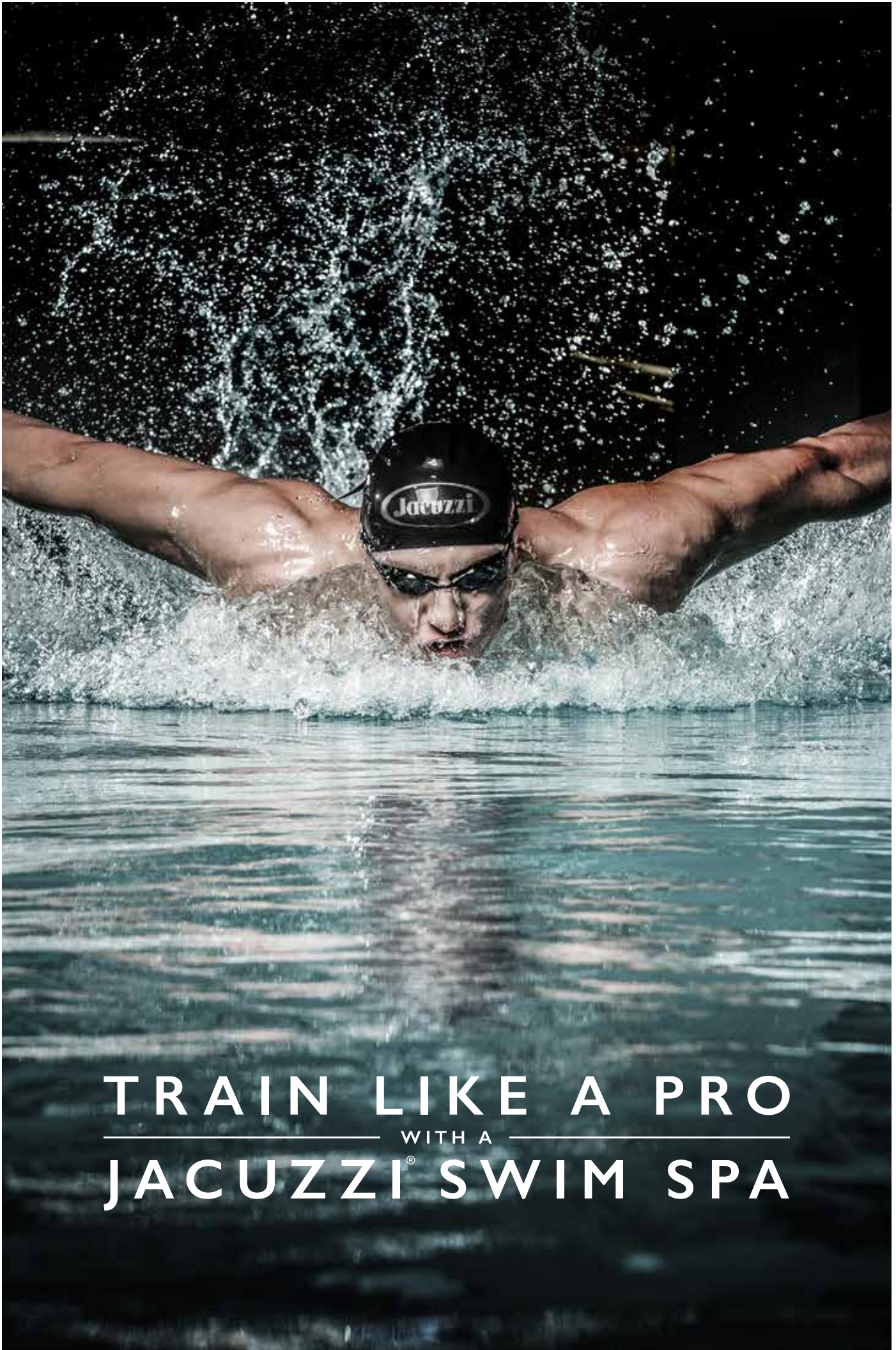


JASON LINDSAY
Professional Trainer



CYDNEY CLANTON
LPGA Pro





TRAIN LIKE A PRO
WITH A
JACUZZI® SWIM SPA

PRECISION SWIM

The best high-performance swim experience combines the latest aquatic technology with the expertise of Jacuzzi® PowerPro® Jets for a predictable swim.

BALANCED SWIM JETS ■

Adjustable flow of the swim jets produces consistently smooth water simultaneously, so that you can maintain a steady swim without being pushed out of your swim lane.

REFLECTIVE HIPS ■

A unique shell design incorporates hips to stop reflective waves, so you can always enjoy the perfect swim.

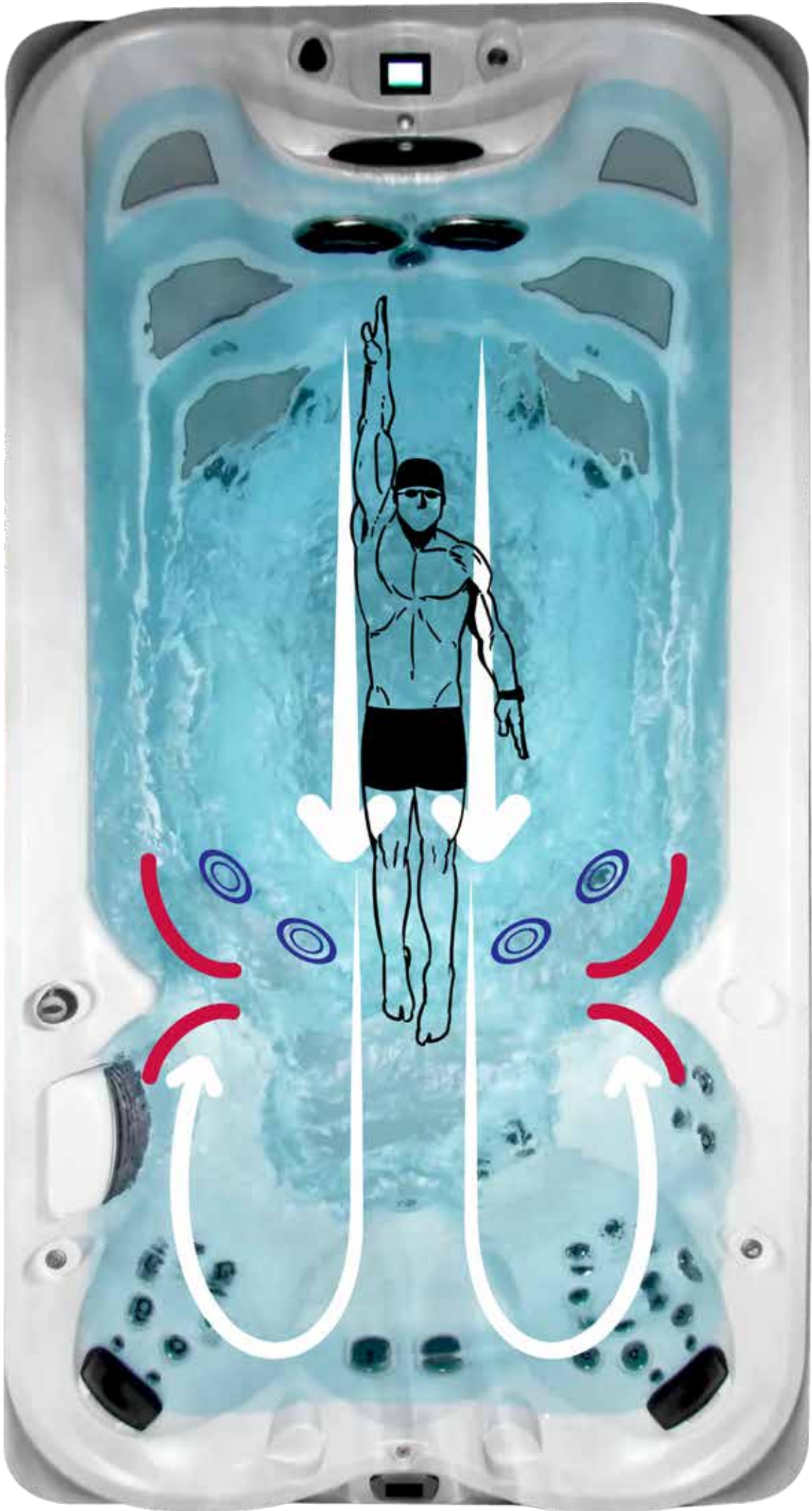
FLOW RETURN SUCTIONS ■

Suctions towards the back of the swim spa pull the flow of water for a more predictable current.

STEADYSWIM™ BUOYANCY JET



A unique buoyancy jet combines just the right amount of air with an extremely predictable current to help elevate you into the proper body position so you can focus on perfecting your stroke.



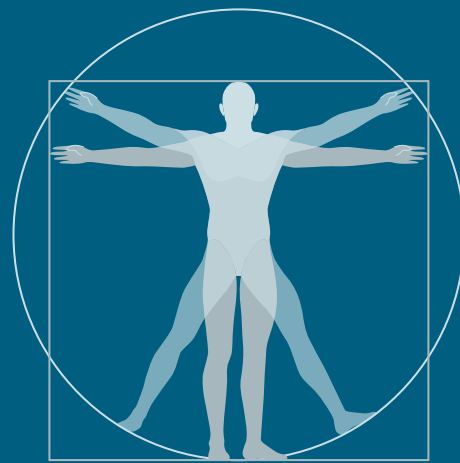
PRECISION SWIM

HYDROMASSAGE

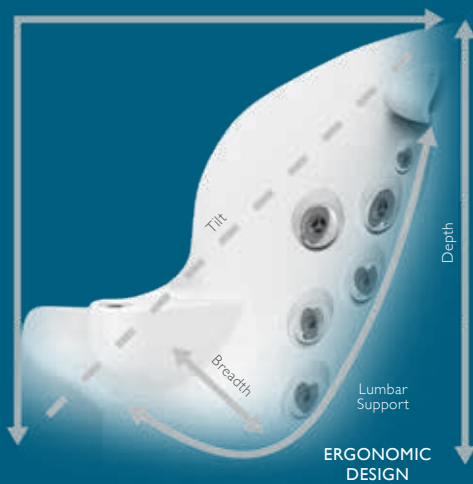
Through the combination of versatile PowerPro® Jets, and our ergonomically designed seats, our products deliver an adjustable high-flow, low-pressure hydromassage and a powerful swim experience.

ANTHROPOMETRIC DIMENSIONS

By studying the anthropometric dimensions of the 5th percentile of females and 95th percentile of males, we can design hydromassage based on the average dimensions of 90% of the population to deliver a personalized massage.



MUSCLE STRUCTURE
JET CONFIGURATION




ERGONOMIC SEATING


Seats designed to follow the contours of the body and recessed jets placed to perfectly match the muscle structure of the human form delivers a comfortable, premium hydromassage experience for most body types.

COMPLETE BALANCE

Using the Aqualibrium® Formula, each jet is individually calibrated to deliver the perfect balance of air and water, then precisely paired with the exact pump-to-jet ratio needed to ensure a balanced experience in each and every seat.



AQUALIBRIUM®
FORMULA



Jacuzzi® Swim Spas feature four seats designed to follow the contours of the body. Adjustable pillows and recessed PowerPro® jets placed to perfectly match key muscles used to swim deliver a comfortable, premium hydromassage experience.

HYDROMASSAGE



RX JET THERAPY SEAT



Targeting common swim muscles, the spinning RX jet seat delivers comforting **relief to the back and neck** utilizing the highest performance hydromassage the Jacuzzi® Brand offers.



FX THERAPY SEAT




Alleviating swimmer's soreness in the **neck, shoulders and back**, the full coverage massage seats delivers a deep, adjustable, rifling, spiral stream of air and water.

CLEAN WATER

We put the choice between chlorine or bromine systems with the power of UV-C technology.

CLEARRAY® UV-C TECHNOLOGY



Nature-inspired technology neutralizes pathogens



Provides a soft, silky feel to the water



Same technology used in bottled drinking water, aquariums, and hospitals

Sophisticated yet simple, our water management system is truly designed for ease of use and exceptional performance. Utilizing **CLEARRAY®** technology and multi-stage filtration, Jacuzzi® Brand technology makes it easy to maintain clean and clear water.





MULTI-STAGE FILTRATION PROCESS

Hydromassage Pump

Dedicated filtration cycles on hydrotherapy pump

Surface Skimmer Weir Door/ ProCatch™ Bag

Cleans surface, trapping floating and large debris for easy removal

Two 60 Sq. Ft. Pleated Cartridge

Removes large and small particles, giving you the cleanest water possible



CLEARRAY® UV-C TECHNOLOGY

Instantly clarifies the water:

- Nature-inspired ultraviolet light to neutralize pathogens in the water
- UV-C Technology has been used in the bottling and beverage industry, municipal water plants, hospitals, aquariums and more for years
- Neutralizes 99.9% of water-borne pathogens

CLEAN WATER



CLEARRAY® PRO₃TECT™ AUTOMATIC OXIDIZER (OPTIONAL)

Part of the CLEARARRAY® Water Management System, CLEARARRAY® PRO₃TECT™ supports a hands-free approach to water care for clean, clear water.

- Designed to work with CLEARARRAY® UV-C technology, automatically oxidizing impurities in the water
- This genuine Jacuzzi® part is specifically calibrated to work with the filtration system in your swim spa
- Upgrade any new PowerPro® or PowerActive™ swim spa to include a factory-installed CLEARARRAY® PRO₃TECT™ System

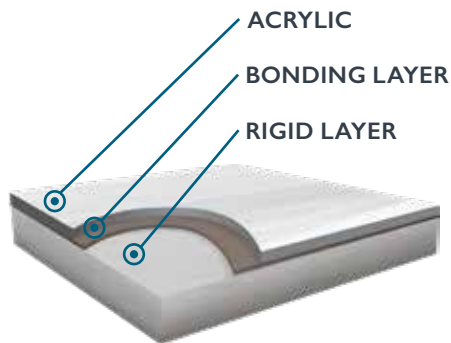
QUALITY

Jacuzzi® Swim Spas are designed for reliability, both inside and out. We believe that quality is only as good as the people, processes and parts behind the products. That's why our products are exceptionally engineered with the best materials to ensure a superior product.



ENERGY EFFICIENT ENGINEERING

The combination of a strong shell, foam insulation, SmartSeal® insulation, insulated floor and fully-adjustable venting help boost eco-efficiency.



PROFUSION™ SHELL

Three layers of material for a strong, scratch-resistant shell



FOAM INSULATION

An air, moisture, and sound barrier adding structural integrity to pipes



SMARTSEAL® TECHNOLOGY

Heat-reflecting insulation made for the coldest winters.

Reflective Hips
Shell design helps stop reflective waves for consistently smoother water

PowerPro® Jets
Adjustable high-flow, low pressure hydromassage

Superior ProLast™ Covers

Custom fit to lock in heat and improve energy efficiency and safety

Programmable Filtration

Efficient self-cleaning technology filters more water in less time

ProFusion™ Shell

Three layers for a strong, scratch-resistant shell

Galvanized Steel Frame

Designed for durability and increased structural support

Superior Foam Insulation

Retains heat, absorbs noise, and supports plumbing

Durable ProPolymer™ Base

Impervious to nature and moisture, and makes installation easy

QUALITY

INNOVATION

Bring the traditional gym workout into the backyard year-round with the versatility of a swim spa. From low-impact current resistance to ergonomically-designed therapy seats, you can create the perfect swim experience for any skill level.



WATERWATCH™ FITNESS TRACKING TOOL

The only swim watch made specifically for swim spas



TRACK AND ANALYZE RESULTS

- Monitor your performance (calories, distance, laps, interval times)
- Track heart rate with vibration feedback
- Measure fitness progress in real-time



IN-HOME GUIDANCE

- Water-proof guidance on your wrist
- Set goals and upload to a computer
- Work out in the convenience of home




COMPREHENSIVE FITNESS ALTERNATIVE

- Compete against others worldwide
- Use for swim and resistance training
- Designed for all fitness levels



POWERPRO[®]

COLLECTION





POWERPRO®

SWIM SPA COLLECTION

FEATURES:

- WaterWatch™ Accessory
- ProEndure™ Cabinetry
- Swim Selector Control
- ProTouch™ Control
- PowerPro® Jets
- PowerPro® DX Swim Blade
- SteadySwim™ Buoyancy Jet
- CLEARRAY® UV-C System
- Multi-stage filtration
- Quick Drain System
- Soft Stride mat
- Illuminated Waterfall
- Premium LED Lighting
- Adjustable Headrests
- Status Indicator Light
- Exterior Running Lights

OPTIONAL FEATURES:

- CLEARRAY® PRO₃TECT™ Ozone Generator
- 60 Amp GFCI With Sub-Panel Box
- Auxiliary Heater By-Pass Loop
- Solid State Frame Only - No Cabinet
- Rowing Kit
- 48" Exercise Bar
- Aquatic Fitness Package



PERFORMANCE

- Adjustable PowerPro® DX swim blades for every level, from beginners to triathletes
- SteadySwim™ buoyancy jet keeps swimmers aligned by elevating you into the proper body position
- An unprecedented 4 - 4Hp pumps produce a powerful velocity of water for premium swim blade and hydrotherapy performance




DESIGN

- A unique SmoothSwim™ shell design incorporates hips in the shell to stop reflective waves and keep you in your swim lane
- An exclusive swim selector control near the swim blades let you adjust your experience at the touch of a button, from swim current speed to preprogrammed workout mode
- Return suctions located at the opposite end of swim blades eliminate turbulence, producing a conveyor belt-like swim system for a smoother swim



EASE OF USE

- Soft Stride mats allow you to enter and exit the swim spa safely
- Stunning, durable, synthetic wood cabinetry with an at-a-glance status indicator light that changes colors when your swim spa needs attention
- Swim rails are always within reach



UNIT COST:
\$ 40,495 US

J-19 Power Pro™

DIMENSIONS *
 222 in x 93 in x 53 in
 564 cm x 236 cm x 135 cm

USABLE SWIM AREA
 148 in
 376 cm

DRY WEIGHT
 3,028 lbs.
 1,374 kg.

TOTAL FILLED WEIGHT
 22,948 lbs.
 10,412 kg.

AVERAGE SPA VOLUME
 2,378 US gallons
 9,038 liters

PUMP 1
 4HP/2SPD/12/1A (NA)
 3HP/2SPD/10/3A (EU/UK/AUS/NZ)

PUMP 2
 4HP/2SPD/10/3.5A (NA)
 3HP/2SPD/8.6/2.8A (EU/UK/AUS/NZ)

PUMP 3
 4HP/2SPD/10/3.5A (NA)
 3HP/2SPD/8.6/2.8A (EU/UK/AUS/NZ)

PUMP 4
 4HP/2SPD/10/3.5A (NA)
 3HP/2SPD/8.6/2.8A (EU/UK/AUS/NZ)



UNIT COST:
\$ 35,495 US

J-16 Power Pro™

DIMENSIONS *
 186 in x 93 in x 53 in
 472 cm x 236 cm x 135 cm

USABLE SWIM AREA
 112 in
 284 cm

DRY WEIGHT
 2,560 lbs.
 1,162 kg.

TOTAL FILLED WEIGHT
 19,394 lbs.
 8,799 kg.

AVERAGE SPA VOLUME
 2,010 US gallons
 7,638 liters


PUMP 1
 4HP/2SPD/12/1A (NA)
 3HP/2SPD/10/3A (EU/UK/AUS/NZ)

PUMP 2
 4HP/2SPD/10/3.5A (NA)
 3HP/2SPD/8.6/2.8A (EU/UK/AUS/NZ)

PUMP 3
 4HP/2SPD/10/3.5A (NA)
 3HP/2SPD/8.6/2.8A (EU/UK/AUS/NZ)

PUMP 4
 4HP/2SPD/10/3.5A (NA)
 3HP/2SPD/8.6/2.8A (EU/UK/AUS/NZ)

ACRYLIC OPTIONS



Porcelain



Platinum



Silver Pearl

CABINETRY COLORS



Gray



Brown

PROLAST™ COVERS



Gray



Sienna

*All swim spa dimensions are shown in: L x W x H.

POWERACTIVE™ COLLECTION





POWERACTIVE™

SWIM SPA COLLECTION

FEATURES:

- WaterWatch™ Accessory
- ProEndure™ Cabinetry
- ProTouch™ Control
- PowerPro® Jets
- PowerPro® AX Jet
- SteadySwim™ Buoyancy Jet
- CLEARRAY® UV-C System
- Multi-stage filtration
- Quick Drain System
- Soft Stride mat
- Illuminated Waterfall
- Premium LED Lighting
- Adjustable Headrests
- Status Indicator Light
- Exterior Running Lights

OPTIONAL FEATURES:

- CLEARRAY® PRO₃TECT™ Ozone Generator
- 50 Amp GFCI With Sub-Panel Box
- Auxiliary Heater By-Pass Loop
- Solid State Frame Only - No Cabinet
- Rowing Kit
- 48" Exercise Bar
- Aquatic Fitness Package



PERFORMANCE

- PowerPro® AX jets deliver a smooth, spacious current for in-place swimming
- SteadySwim™ buoyancy jet keeps swimmers aligned by elevating you into the proper body position
- Together, a 4Hp and 5Hp pump produce a strong velocity of water for quality swim current and hydrotherapy performance




DESIGN

- A unique SmoothSwim™ shell design stops reflective waves, so you can always enjoy the perfect swim
- A ProTouch™ control lets you turn on your swim jets and adjust your hydrotherapy experience at the tap touch of a button
- Return suction located at the opposite end of swim jets eliminate turbulence, producing a conveyor belt-like swim system for a smoother swim



EASE OF USE

- Soft Stride mats allow customer to enter and exit the swim spa safely
- Stunning, durable, synthetic wood cabinetry with an at-a-glance status indicator light that changes colors when your swim spa needs attention
- Swim rails are always within reach



UNIT COST:
\$ 33,495 US

J-19 Power Active™

DIMENSIONS *
222 in x 93 in x 53 in
564 cm x 236 cm x 135 cm

USABLE SWIM AREA
148 in
376 cm

DRY WEIGHT
3,028 lbs.
1,374 kg.

TOTAL FILLED WEIGHT
22,948 lbs.
10,412 kg

AVERAGE SPA VOLUME
2,378 US gallons
9,038 liters

PUMP 1
4HP/2SPD/12/1A (NA)
3HP/2SPD/10/3A (EU/UK/AUS/NZ)

PUMP 2
5HP/1SPD/15A (NA)
4HP/1SPD/12.7A (EU/UK/AUS/NZ)



UNIT COST:
\$ 28,495 US

J-16™

DIMENSIONS *
186 in x 93 in x 53 in
472 cm x 236 cm x 135 cm

USABLE SWIM AREA
112 in
284 cm

DRY WEIGHT
2,560 lbs.
1,162 kg.


TOTAL FILLED WEIGHT
19,394 lbs.
8,799 kg.

AVERAGE SPA VOLUME
2,010 US gallons
7,638 liters

PUMP 1
4HP/2SPD/12/1A (NA)
3HP/2SPD/10/3A (EU/UK/AUS/NZ)

PUMP 2
5HP/1SPD/15A (NA)
4HP/1SPD/12.7A (EU/UK/AUS/NZ)

ACRYLIC OPTIONS



Porcelain



Platinum



Silver Pearl

CABINETRY COLORS




Gray



Brown

PROLAST™ COVERS



Gray



Sienna

*All swim spa dimensions are shown in: L x W x H.

ACCESSORIES



FLOATING COVER WITH TIE DOWNS

Keep your swim spa warm and ready for use, prevent unwanted debris, and conserve energy with a secure floating cover with tie downs. To be used in conjunction with the Alaskan safety cover.



4-TIER AQUA STEP

Made with long-lasting, weather-resistant materials, steps that match your Jacuzzi® Swim Spa make it easy to enter and exit the water.

FITNESS OPTIONS




AQUA-ROWING KIT

A combination of stainless steel oars and rubber bands attach to swivel anchors allowing you to accomplish the full rowing motion. This is an excellent upper body and abdominal workout.



AQUA FITNESS PACKAGE

The addition of this fitness package turns any swim spa into an aquatic universal gym. The resistance bands add another dimension to your workout and can be used anywhere in your swim spa within the exercise or swim tank area.



48" EXERCISE BARS

The addition of this wall mounted option allows you to use the swim spa for any rehabilitation or just provide balance when completing aquatic fitness programs.



ALL SEASONS POOL

Jacuzzi® Swim Spas are engineered to be the most energy efficient swim spa in the world. Offering the perfect alternative to a traditional swimming pool, swim spas are the perfect way to swim, workout, or just have fun all year long.



Cañon Grande 7720
Col. La Estanzuela
Monterrey, N.L. 64984

T. (81) 8625 5000
info@artexa.com

**Artexa Experience
& Desing Center Mexico City**

Homero 1433 Mezzanine
Col. Polanco II Secc.,
Delegación Miguel Hidalgo,
Ciudad de México 115440
citas@artexa.com



SAUNAS



CLEAR SANCTUARY™



CABINAS DE INFRARROJOS CLEARLIGHT® SANCTUARY

La serie de cabinas Sanctuary es una representación del Bienestar en su máxima expresión. Gracias a la tecnología True Wave™ que genera el calor producido por paneles infrarrojos de espectro 25 veces más potente, los resultados son óptimos y beneficia en varios aspectos como el fortalecer el sistema inmunológico, aumenta el metabolismo, alivia el dolor en articulaciones y músculos, reduce el estrés y sus efectos, esto se traduce en un efecto de desintoxicación para el cuerpo.

Las cabinas Sanctuary están disponibles en Cedro Canadiense y Tilia Americana, y han sido diseñadas para combinar facilidad en su utilización, un máximo desempeño y un bajo consumo de energía por el tiempo de calentamiento en su interior.



CABINA INFRARROJOS

Jacuzzi® | Saunas proporciona la experiencia de sauna de infrarrojos más completa. Sistema exclusivo de calefacción por suelo radiante para mayor comodidad y calidez.



SISTEMA DE AUDIO

Sistema de sonido superior: Bluetooth / MP3 / AUX y conectividad de dispositivos electrónicos inteligentes.



CROMOTERAPIA

Con cromoterapia relajante y terapéutica.



CONTROL DIGITAL

El teclado digital Never Fail™ controla las luces, la temperatura y el tiempo, con modo de reserva y capacidad para dispositivos electrónicos inteligentes.

INGENIERÍA INNOVADORA Y LOS MATERIALES DE ALTA CALIDAD PRODUCEN UN PRODUCTO SUPERIOR

Las cabinas de sauna son cuidadosamente fabricadas y empaçadas hasta el último detalle, utilizando los mejores materiales de acuerdo a las normas de más alta calidad, cada cabina es diseñada, creada y probada con la cantidad exacta de madera sustentablemente utilizada Grado A en Cedro rojo canadiense o Tilia Americana Hipoalergenica, nos aseguramos de que nada sea un desperdicio durante el proceso y reforzamos totalmente la estructura de la cabina con metal ultra ligero.

Nuestra meta es siempre entregar un sauna hermosamente detallado, practico y funcional que brinde años de satisfacción y bienestar.



CAUTION
HOT

Jacuzzi





SANCTUARY C



Espacio completo para 4 personas.

El Sanctuary C está disponible en madera de Cedro Canadiense rojo Occidental de grado "A" o en Tilia Americana. Con vidrio templado de 8 mm de espesor y lengüetas de doble pared y construcción de ranura.

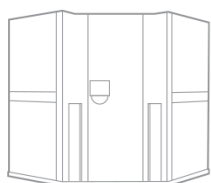
Acabados disponibles:



CEDAR



TILIA



MEDIDAS EXTERIOR:
 Paredes traseras: 180 cm
 Paredes laterales: 96 cm
 Pared frontal: 119 cm
 Altura: 196 cm
 Peso: 290 Kg.

MEDIDAS INTERIOR:
 Ancho: 173 cm
 Profundidad: 173 cm
 Alto: 188 cm
 Bancas: 168 x 56 cm
 2 bancas





SANCTUARY Y



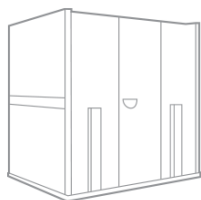
Sauna de espectro completo para 4 persona y sala de yoga caliente.
El Sanctuary Y está disponible en madera de Cedro Canadiense rojo Occidental de grado "A" o en Tilia Americana. Con vidrio templado de 8 mm de espesor y lengüetas de doble pared y construcción de ranura.

Acabados disponibles:



CEDAR

TILIA



MEDIDAS EXTERIOR:

Ancho: 193 cm
Profundidad: 152 cm
Alto: 196 cm
Peso: 324 Kg.

MEDIDAS INTERIOR:

Ancho: 180 cm
Profundidad: 142 cm
Alto: 188 cm
Banca: 89 x 56 cm
banca plana





SANCTUARY 3



Espacio completo para 3 personas

El Sanctuary 3 está disponible en madera de Cedro Canadiense rojo Occidental de grado "A" o en Tilia Americana. Utilizamos vidrio templado de 8 mm de espesor y lengüetas de doble pared y construcción de ranura.

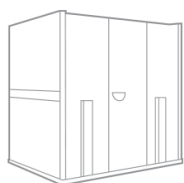
Acabados disponibles:



CEDAR



TILA



MEDIDAS EXTERIOR:

Paredes traseras: 180 cm
 Paredes laterales: 122cm
 Pared frontal: 196 cm
 Peso: 263 Kg.

MEDIDAS INTERIOR:

Ancho: 168 cm
 Profundidad: 114 cm
 Alto: 188 cm
 Banca: 168 x 56 cm






SANCTUARY 2



Espacio completo para 2 personas

El Sanctuary 2 está disponible en madera de cCedro Canadiense rojo Occidental de grado "A" o en Tilia Americana. Utilizamos vidrio templado de 8 mm de espesor y lengüetas de doble pared y construcción de ranura.

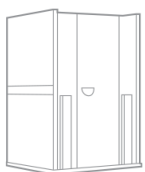
Acabados disponibles:



CEDAR



TILA



MEDIDAS EXTERIOR:

Ancho: 132cm
 Profundidad: 122cm
 Alto: 196cm
 Peso: 204 Kg.

MEDIDAS INTERIOR:

Ancho: 119cm
 Profundidad: 112cm
 Alto: 188cm
 Banca: 119 x 56 cm





SAUNAS

QUÉ HACE QUE JACUZZI® SAUNAS SEA TAN ESPECIAL

Veinte años de investigación han dado como resultado nuestros actuales sistemas avanzados de calefacción por infrarrojos. Nuestros calentadores infrarrojos True Wave Far™ y Full Spectrum ofrecen una completa e integral experiencia en el sauna para maximizar su potencial de curación.

Jacuzzi® Saunas son totalmente seguros.

El sistemas de calefacción de bajo EMF y ELF establecen el estándar de la industria para la seguridad y tienen los niveles detectables más bajos encontrados en cualquier marca de saunas de infrarrojos.

Los calentadores de espectro completo True Spectrum™ calientan el núcleo más rápido para una sesión de sauna más efectiva. Nuestros calentadores de espectro completo son 25 veces más potentes, haciendonos líder en el mercado. ¡Esa es la tecnología infrarroja de Clearlight!

Los estudios demuestran que el sudor de una sauna tradicional contiene aproximadamente del 3 al 5% de toxinas, mientras que el sudor de la sauna de infrarrojos contiene aproximadamente del 17 al 20% de toxinas. El calor desintoxicante y profundo de una sauna Jacuzzi® los hace muy, muy efectivos.



CAUTION:
HOT



LOS NUMEROSOS BENEFICIOS DE JACUZZI® SAUNAS PARA LA SALUD

Jacuzzi fabrica cabinas de sauna de alta calidad, teniendo como enfoque principal la terapia de infrarrojos, donde el calor infrarrojo y la luz penetran en la piel y calientan el cuerpo directamente, proporcionando numerosos beneficios para la salud.

El infrarrojo es tan seguro y terapéutico que se usa en hospitales para mantener a los bebés calientes y es usado terapéuticamente para personas con presión arterial alta, artritis, entre muchas otras condiciones.

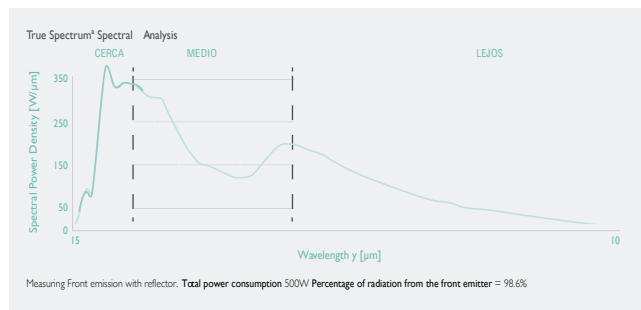
Beneficios de Jacuzzi® Saunas:

- Ayudan con el estrés y la fatiga.
- Dolores musculares, rigidez y alivio articular.
- Pérdida de peso y mejora el metabolismo.
- Mejora el sistema inmunológico.
- Mejora las condiciones en la piel, como el acné.
- Celulitis.
- Es bueno para un la salud del corazón.
- Diabetes.



El sistema de calefacción True Wave Full Spectrum™ ofrece más de 25 veces la potencia del competidor líder más cercano de Jacuzzi, que ofrece un total de 500 vatios por calentador en comparación con el máximo de 40 vatios cerca del emisor de infrarrojos de la competencia.

Full Spectrum™ de Jacuzzi permite la penetración más profunda, el máximo rendimiento y los mejores resultados. Es por eso que solo unos minutos en el suave calor de un sauna de infrarrojos lo ayudará a sentirse relajado, rejuvenecido y renovado.



Jacuzzi® Saunas también ayuda con:

- Desintoxicación
- Alivio de espasmos musculares.
- Esguinces.
- Enfermedades musculoesqueléticas.
- Quemaduras.
- Reducción de cicatrices.
- Eliminación de impurezas y células muertas.



DETALLES QUE HACEN LA DIFERENCIA



Las cabinas infrarrojas Sanctuary de Jacuzzi son de fácil instalación, su armado toma normalmente unos 60 a 90 minutos. Inspiradas en el diseño italiano y de gran visibilidad, cuentan con con frente y techo de cristal de 8 mm de espesor, iluminación con cromoterapia de grado médico y sistema de audio con conexión bluetooth, y AUX para escuchar música desde su dispositivo electrónico inteligentes



Las cabinas infrarrojas Sanctuary de Jacuzzi cuentan con control digital para el ajuste de luces, temperatura y tiempo, con modo de reserva con el fin de configurar su sauna para que se encienda hasta 36 horas en el futuro, etc. Con opción de controlar su sauna desde su dispositivo electrónico inteligentes. *Clearlight® Connect App*



Comodidad y gran espacio, las cabinas infrarrojas Sanctuary de Jacuzzi cuentan con respaldos y bancos ergonómicos.



Iluminación de cromoterapia de grado médico. Con 96 luces LED configurables, puede desde seleccionar un color o la combinación completa.




Banco ergonómico / Plano reversible de 22"



Elegante y moderno diseño Italiano. Naturalidad en cada detalle, acentos en madera en opción Cedro Canadiense o Tilia Americana.


MODELOS



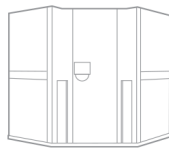
SANCTUARY 2
132x122x196 cm



SANCTUARY 3
180x122x196 cm



SANCTUARY YOGA
193x152x196 cm



ACABADOS



CEDAR



TILIA AMERICANA

ESPECIFICACIONES

	Exterior	Interior	Peso	Voltaje
Santuary 1	W: 109cm D: 122cm H: 196cm	W: 96cm D: 114cm H: 188cm	193 Kg	120V / 1,750W / 14.6 A
Santuary 2	W: 132cm D: 122cm H: 196cm	W: 119cm D: 112cm H: 188cm	204 Kg.	120V / 2,250W / 18.75 A
Santuary 3	W: 180cm D: 122cm H: 196cm	W: 168cm D: 114cm H: 188cm	263 Kg.	240V / 2,800W / 12 A
Santuary Y	W: 193cm D: 152cm H: 196cm	W: 180cm D: 142cm H: 188cm	324 Kg.	240V / 3,360W / 14A
Santuary C	W: 180cm Lados: 96cm P.Frente: 119cm H: 196cm	W: 172cm D: 172cm H: 180cm	290 Kg.	240V / 3,220W / 13.5 A

JACUZZI® SAUNAS GARANTÍA DE POR VIDA

Nuestros saunas patentados superan a todos los demás y brindan el sistema mas efectivo disponible en la actualidad. Respalamos todos nuestros modelos de sauna con una garantía de por vida para uso en el hogar:



"Cuando entramos en una sauna de infrarrojos, nuestros vasos sanguíneos se abren cuando el calentamiento de las longitudes de onda del infrarrojo penetra en nuestro tejido blando. Nuestros músculos se relajan y el dolor de repente comienza a desaparecer. La respiración se vuelve más lenta y la presión arterial baja. Esto es cuando ocurre la curación de todo el cuerpo y todo sucede fácil y naturalmente".

Dr. Raleigh Duncan - Founder, Clearlight Saunas®





SAUNAS



*Cañón Grande 7720,
Col. La Estanzuela
Monterrey, N.L. 64984*

T. (81)8625 5000
info@artexa.com

**Artexa Experience
& Design Center Mexico City**

*Homero 1433 Mezzanine
Col. Polanco II Secc.,
Delegación Miguel Hidalgo,
Ciudad de México 11540
citas@artexa.com*

Oficina de proyectos

*Dakota 204, 3er piso, desp. 302
Col. Napoles
Ciudad de México 03810*

T. (55)5256 5373



HOT TUB COLLECTION

COD. J062020

2020





JACUZZI® BRAND IS AN ICON

Legendary for performance, reliability and ease of use, we set the standard by which all hot tubs are measured. While imitation may be the sincerest form of flattery, only 60 years of innovation can produce hot tub designs made to the demanding standards of the Jacuzzi® Brand.





Hot Tubs



Bathtubs



Showers



Swim Spas



Saunas



Commercial

Jacuzzi® Brand products are manufactured in 5 countries, enjoyed in more than 100 countries worldwide, and employ thousands of people around the world. Representing decades of innovation, design, performance and ease of use, the Jacuzzi® Brand is trusted by millions of customers globally.



HERITAGE

When the seven Jacuzzi brothers immigrated to the U.S., they had no idea that a pump they designed for orchards would revolutionize hydrotherapy in the home. While the family's critical need to change the life of a child triggered this therapeutic invention, a desire for wellness founded an industry.

CELEBRATING

60

YEARS

OF HYDROTHERAPY



The Jacuzzi family departs Italy for the United States and transforms the aviation and agriculture industries.

When Ken Jacuzzi, age 2, is diagnosed with rheumatoid arthritis, his father invents a portable hydrotherapy pump to provide pain-relieving hydrotherapy.



Jacuzzi soon became a household name thanks in part to repeated appearances on the national daytime television show, *Queen for a Day*, which boasted 20 million viewers. The Jacuzzi® Brand became an overnight sensation.

Through the years, the Jacuzzi® Brand has been awarded more than 700 patents, laying our foundation for unmatched hydrotherapy and leading to breakthroughs in jet engineering, design, and the SmartTub™ system.



With a foundation in health and wellness and a dedication to research and innovation, Jacuzzi continues to develop products that improve the lives of both high-performance athletes and everyday people while leading the industry as the most recognized hot tub brand in the world.

PERFORMANCE

Jacuzzi® premium products support the needs of high endurance athletes and teams who are committed to maintaining and improving their quality of life, both during and beyond their active careers through the power of hydrotherapy. Whether you're a professional athlete or a weekend warrior, Jacuzzi® products increase your ability to recover, relax and perform, harnessing water's natural ability to heal the mind, body and soul.

The Jacuzzi® Brand proudly partners with endurance athletes and professional teams around the world.



JANET EVANS
Olympian and World Cup Champion
Freestyle Swimmer



MIKE ERUZIONE
Captain of the Gold Medal-Winning
1980 Winter Olympic Hockey Team



AMY PURDY
Paralympic Snowboarder



TRACE WORTHINGTON
2X Olympian and U.S. Ski and
Snowboard Hall of Famer



MELISSA STOCKWELL
Paralympian and Former U.S. Army
Officer



MATT GREVERS
4X Olympic Gold Medalist and
3X World Champion Swimmer



JOEY MANTIA
Olympian and World Champion
Speed Skater



THURL BAILEY
Retired NBA Player and Inspirational
Speaker



STEVE NYMAN
Olympian and World Cup Ski Racer



TIM JITLOFF
2X Olympian and U.S. Ski Team
Member



KIMBERLEY MORRISON
Triathlete and Ironman Champion



JASON LINDSAY
Professional Trainer



CYDNEY CLANTON
LPGA Pro



TRAIN LIKE A PRO
WITH A
JACUZZI® HOT TUB



HYDROMASSAGE

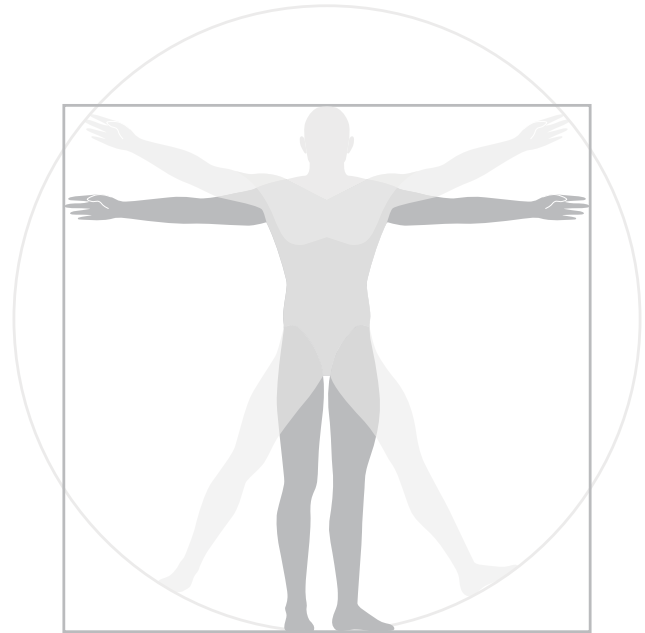
Some of the smallest daily rituals you love to do can be more beneficial than you realize. As simple as enjoying a cup of coffee, a regular hydromassage routine combining heat, buoyancy and massage can reduce stress and lower back pain, improve sleep and post exercise recovery, and alleviate restless leg syndrome, cramps, arthritis, and fibromyalgia, improving your overall well-being.



BALANCE = $\left(\frac{\text{PUMP}}{\text{SEAT}} \right)$


ANTHROPOMETRIC DIMENSIONS

By studying the anthropometric dimensions of the 5th percentile of females and 95th percentile of males, we can design hot tubs based on the average dimensions of 90% of the population to deliver a personalized massage.



MUSCLE STRUCTURE
JET CONFIGURATION

HYDROMASSAGE

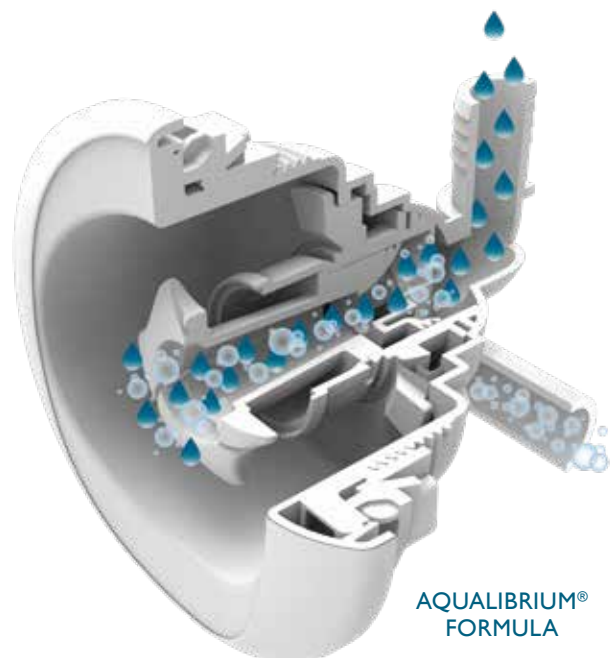


ERGONOMIC SEATING

Seats designed to follow the contours of the body and recessed jets placed to perfectly match the muscle structure of the human form delivers a comfortable, premium hydromassage experience for most body types.

COMPLETE BALANCE

Using the Aqualibrium® Formula, each jet is individually calibrated to deliver the perfect balance of air and water, then precisely paired with the exact pump-to-jet ratio needed to ensure a balanced experience in each and every seat.





POWERPRO® JETS COLLECTION KEY

POWERPRO® JETS* COLLECTION

Our products deliver an adjustable high-flow, low-pressure hydromassage that feels like no other.

*PowerPro® Jets are available in select models in the J-500™, J-400™, J-LX® and J-300™ Collections. Jets are not to scale.



POWERPRO® MX

Based on the form and function of the original Jacuzzi® Jet, the MX jets deliver maximum volume at a higher air-to-water ratio to deliver a bold massage to the muscles in the lower back.



POWERPRO® BX

The comforting yet rejuvenating bubbling effect massages the calves.



FX THERAPY SEAT



The **full coverage neck, shoulders and back** seat delivers a deep, adjustable, rifling, spiral stream of air and water to relieve chronic aches and pains.



MX JET THERAPY SEAT



Recognized as our original Jacuzzi® jet, the MX jet delivers a maximum volume, low pressure deep tissue massage for the **lower back**.



POWERPRO® FX LARGE

Focusing on the middle of the back to relieve tension and muscle strain, the spiral action massage promotes better circulation.



POWERPRO® RX

The spinning RX jet delivers comforting relief to the back and shoulders utilizing the highest performance hydromassage the Jacuzzi® Brand offers.



POWERPRO® PX

Perfect for small muscle groups in the wrists, hands and legs, the gentle pulsating massage can be adjusted for different rates of flow.



POWERPRO® FX DIRECTIONAL

Designed to relieve tension and improve circulation, this spiral action directional jet delivers a bold, targeted massage to the hips.



RX JET THERAPY SEAT



The spinning RX Jet seat delivers comforting **relief to the back and neck** utilizing the highest performance hydromassage the Jacuzzi® Brand offers.



PROAIR™ LOUNGE




Ease tension from your shoulders to your feet through targeted jets, pulsating FX Rotational jets, and exclusive bubbling BX jets for a **full-body experience**.

CLEAN WATER

There are two options for clean water: a salt system generates chlorine from salt; UV-C technology gives you the choice between chlorine or bromine. We put the choice in your hands with UV-C technology.

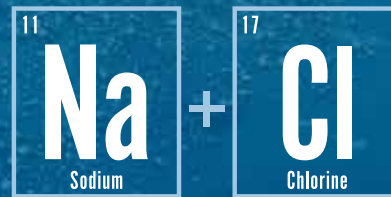
UV-C SYSTEM

SALT SYSTEM



- Nature-inspired technology neutralizes pathogens
- Works with traditional chlorine or bromine sanitizer for sensitive skin
- Same technology used in bottled drinking water, aquariums, and hospitals


VS



- Uses chemical reactions to generate chlorine from salt
- Provides a soft, silky feel to the water
- Can be hard on equipment, corroding parts

CLEARRAY® UV-C TECHNOLOGY

Sophisticated yet simple, our water management system is truly designed for ease of use and exceptional performance. Utilizing CLEARRAY® technology and up to five stages of filtration, Jacuzzi® Brand technology makes it easy to maintain clean and clear water.





5-STAGE FILTRATION PROCESS*

STAGES 1 & 2

The surface skimming weir and ProCatch™ bag work together to clean the surface while trapping large debris for easy removal.

STAGE 3

The ProClarity® filter on the ProStream™ circulation pump helps ensure clean, sparkling water quickly by catching tiny debris and particles that other filters miss.

STAGE 4

The ProStream™ circulation pumps pull the water through a ProClear® filter that works to clarify water even when the jets are not running.

STAGE 5

The ProClear® filter operates with your hot tub's hydromassage pump to remove large and small particles providing the cleanest water.

All models in every collection utilize **CLEARRAY®** technology and multi-stage filtration:



CLEARRAY® UV-C TECHNOLOGY

Using UV-C light to neutralize 99.9% of waterborne pathogens, maintaining clean, fresh, clear water has never been easier. **CLEARRAY®** UV-C technology comes standard on all models and requires a simple annual bulb change.



CLEARRAY® PRO₃TECT™ LOW OUTPUT AUTOMATIC OXIDIZER (OPTIONAL)

Part of the **CLEARRAY®** Water Management System, **CLEARRAY®** PRO₃TECT™ supports a hands-free approach to water care for clean, clear water.

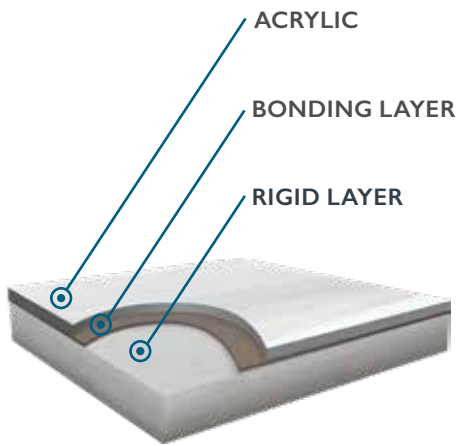
- Designed to work with **CLEARRAY®** UV-C technology, automatically oxidizing impurities in the water
- Low-output ozone has minimal off-gassing and prolongs life of equipment longer than traditional ozone systems
- This genuine Jacuzzi® part is specifically calibrated to work with the filtration system in your hot tub
- Upgrade any new J-300™, J-400™, or J-500™ Collection hot tub to include a factory-installed **CLEARRAY®** PRO₃TECT™ system

*Stages of filtration vary by collection.

QUALITY

Jacuzzi® Hot Tubs are designed for reliability, both inside and out. We believe that quality is only as good as the people, processes and parts behind the products. That's why our products are exceptionally engineered with the best materials to ensure a superior product.






ProFusion™ Shell

Three layers of material for a strong, scratch-resistant shell



Full-foam Insulation

An air, moisture, and sound barrier adding structural integrity to pipes

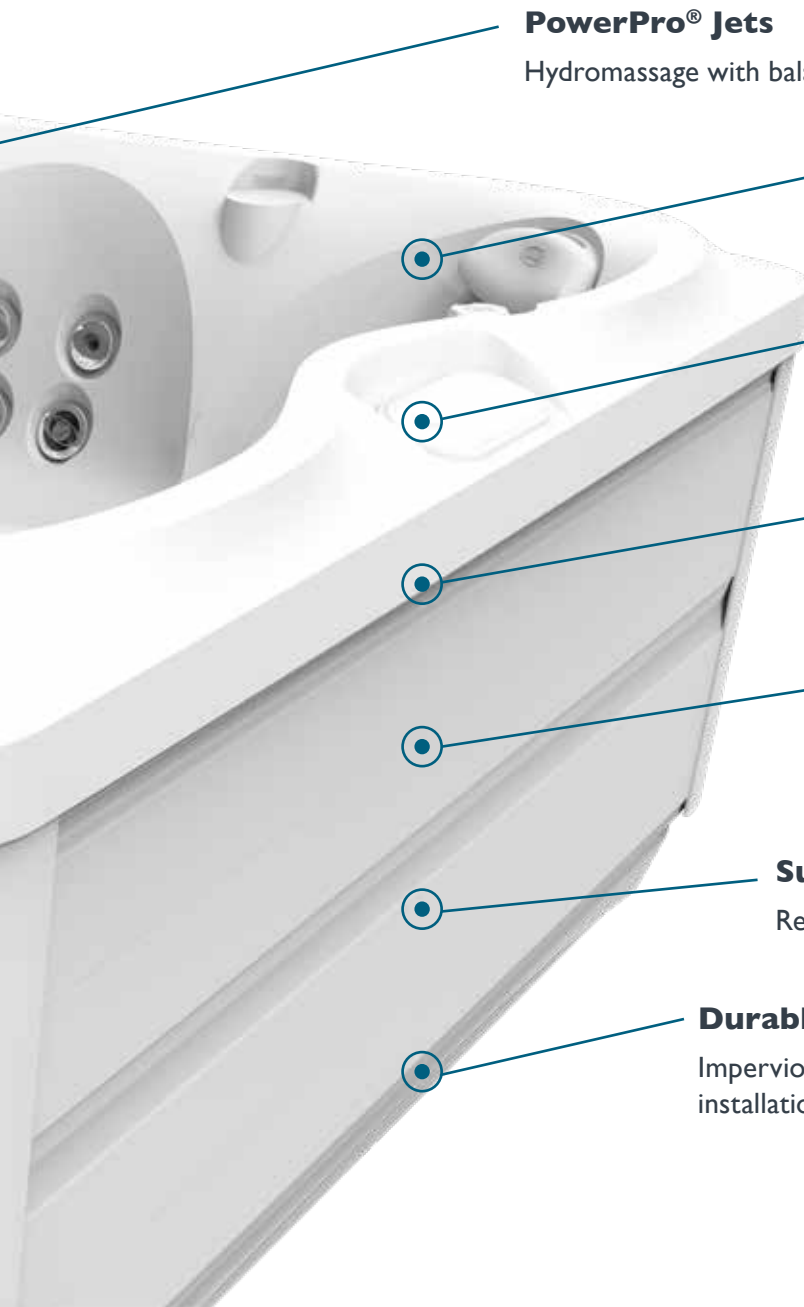


PowerPro® Jets

Utilizes the Venturi (fluid pressure) effect to create the perfect balance of air and water

Superior ProLast™ Covers

Custom fit to lock in heat and improve energy efficiency and safety



PowerPro® Jets

Hydromassage with balanced pressure for best feel

ProFusion™ Shell

Three layers for a strong, scratch-resistant shell

Programmable Filtration

Adjust settings based on energy usage reports in your SmartTub™ app

Performance-engineered Plumbing

Precise pump-to-jet ratio for optimized water pressure in every seat

Tool-free Cabinetry

High quality, UV-resistant synthetic cabinetry with easy access to critical components in your hot tub

Supportive Full-foam Insulation

Retains heat, absorbs noise, and supports plumbing


Durable ProPolymer™ Base

Impervious to nature and moisture, and makes installation easy

QUALITY

INNOVATION

From an app on your smart device, you can enjoy the next generation of spa ownership. The exclusive SmartTub™ system is engineered to maximize your relaxation, recovery, and energy-saving potential. It's easier than ever to use and maintain your Jacuzzi® Hot Tub.



Alexa,
ask my
hot tub
to start
my massage

SIMPLIFIED HOT TUB OWNERSHIP AT YOUR FINGERTIPS



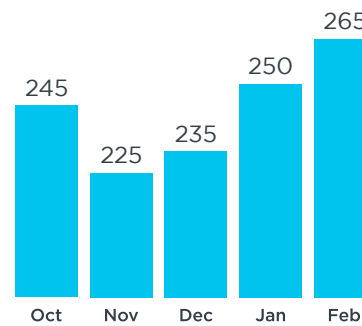
CUSTOMIZE YOUR SETTINGS

- Control energy savings and filtration
- Change temperature, lighting, and jets
- Manage your vacation home hot tub



REMOTE MONITORING

- Sends real-time alerts and diagnostics to the dealer
- Delivers energy usage reports
- Relays power outage notifications



EASY TO USE

- Always connected with cellular based service
- Activate hot tub with your Smart Home device
- Access personalized tips and how-to videos
- Shop accessories and water care supplies



INNOVATION



SmartTub™ system uses cellular-based communication and requires cell service from our provider partner in your area. See website for details.

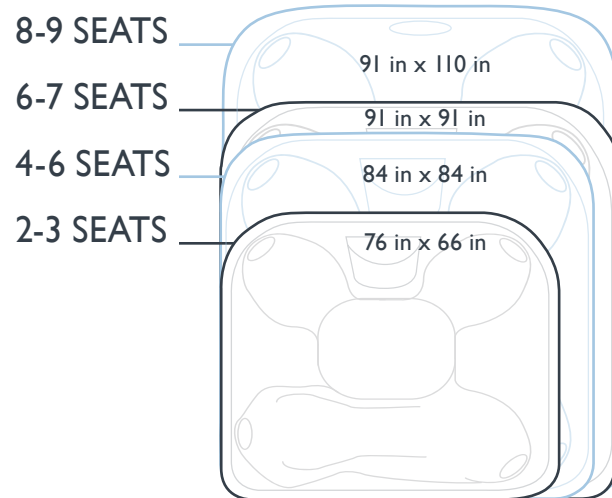
*Requires subscription beginning in second year of ownership.

**Estimates are based on sensor readings and are not meant to match your utility measurements, see your local utility company for specifics to your local system.

MODEL SELECTION

1. SELECT SIZE AND MASSAGE OPTIONS

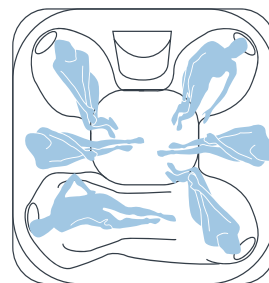
A common misconception about hot tub size is that you're limited to models with less seating options when yard space is limited. The good news is that a hot tub with more massage combinations requires only a slightly larger footprint; sometimes a matter of only a few inches.



2. CHOOSE LOUNGE VS. OPEN SEATING

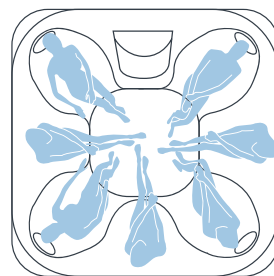
LOUNGE

A lounge seat offers a full-body massage option and a more secluded spa experience.



OPEN SEATING

An open seating model offers more massage options and makes communicating with others in the hot tub easier.



3. FIND THE COLLECTION THAT'S RIGHT FOR YOU

J-500™

COLLECTION

REVOLUTIONARY DESIGN,
LEGENDARY PERFORMANCE



J-400™

COLLECTION

ELEGANT STYLING,
SUPERIOR HYDROMASSAGE



J-300™

COLLECTION

SMART ENGINEERING,
PREMIUM JETTING



J-200™

COLLECTION

QUALITY
AND VALUE



COLLECTIONS

J-500™

LUXURY
COLLECTION





J-500™

LUXURY COLLECTION

FEATURES:

- SmartTub™ System
- Dual Elevated Edges
- Curvalux™ Designer Woven Exterior
- ProTouch™ Glass Control
- PowerPro® Jets
- PowerPro® FX-D Jets
- Integrated Corner Exterior Lighting
- CLEARRAY® On-Demand
- 5-Stage Filtration System
- ProStream™ Circulation Pump
- Floating Propolymer™ Foundation
- Tool-free Cabinet Removal
- Quick Drain System
- Dual Multi-Color Waterfalls
- ProEdge™ Interior Illumination
- Sleek Cushioned Headrest
- ProLast™ Cover

OPTIONAL FEATURES:

- CLEARRAY® PRO₃TECT™ Low Output Ozone Generator
- ProLast™ Extreme Outdoor Hot Tub Cover
 - Premium Speakers
 - Amplified Sub-Woofer
- BLUEWAVE® Stereo
 - Premium Speakers
 - Amplified Sub-Woofer



PERFORMANCE

- Features PowerPro® FX Directional Jet for targeted hip massage
- Offers wrist jets incorporated into an upright seat in the J-585™ model
- Provides wider variety of seating levels to accommodate varying heights comfortably
- Delivers a deep tissue massage experience in an upgraded RX Therapy Seat, combined with spinning, sizable coverage specialty jets to relax the back, and directionally adjustable jets that target achy hips



DESIGN

- Features Curvalux™ exterior mimicking durable, high-end patio furniture
- Showcases a modern shape with an elevated silhouette and wall mounted controls, highlighting dual waterfalls for a soothing massage experience
- Highlights contours with a revolutionary architectural lighting design integrated into the cabinetry



EASE OF USE

- Incorporates full-color ProTouch™ Glass Control panel
- Utilizes SmartTub™ system for simplified hot tub ownership, compatible with an app for remote access to energy efficiency and temperature settings, alerts, and more
- Integrates a concealed clip skirt system for easy, tool-free access



POWERPRO® JETS COLLECTION KEY



J-585™

6-7 Seats

DIMENSIONS*

91 in x 91 in x 37.5 in - 42 in sides
231 cm x 231 cm x 95 cm - 107 cm sides

DRY WEIGHT

897 lbs. (407 kg.)

TOTAL FILLED WEIGHT

5,403 lbs. (2,451 kg.)

AVERAGE SPA VOLUME

440 gallons (1,666 liters)

ELECTRICAL

240VAC @ 30A/50A/60A
230VAC 50Hz 20A

TOTAL JETS BY TYPE:



Standard YH \$25,240 Con Estéreo YQ \$27,230

J-575™



5-6 Seats

DIMENSIONS*

91 in x 91 in x 37.5 in - 42 in sides
231 cm x 231 cm x 95 cm - 107 cm sides

DRY WEIGHT

898 lbs. (407 kg.)

TOTAL FILLED WEIGHT

5,446 lbs. (2,470 kg.)

AVERAGE SPA VOLUME

445 gallons (1,685 liters)

ELECTRICAL


240VAC @ 30A/50A/60A
230VAC 50Hz 20A

TOTAL JETS BY TYPE:




Standard YH \$25,240 Con Estéreo YQ \$27,230

ACRYLIC OPTIONS




Porcelain Platinum Opal Silver Pearl Sahara Sandstone† Desert Sand† Monaco Midnight

CURVALUX™ CABINETRY



Roasted Chestnut Silverwood

PROLAST™ COVERS



Black Sienna Gray

*All hot tub dimensions are shown in: L x W x H.

This option available while supplies last

Precios de lista en USD no incluyen IVA.

J-400™

DESIGNER
COLLECTION





J-400™

DESIGNER COLLECTION

FEATURES:

- Distinct High Back Design
- ProFinish™ Cabinetry
- ProTouch™ Control
- PowerPro® Jets
- Specialty PowerPro® FX-D, RX and PX Jets
- CLEARRAY® On-Demand
- 5-Stage Filtration System
- ProStream™ Circulation Pump
- Floating Propolymer™ Foundation
- Tool-Free Cabinet Removal
- Quick Drain System
- Watercolour™ Waterfall
- Premium LED Lighting
- Adjustable Headrest
- Illuminated Cup Holders
- Status Indicator Light

OPTIONAL FEATURES:

- SmartTub™ Compatible
- CLEARRAY® PRO₃TECT™ Low Output Ozone Generator
- SmartSeal® Insulation
- Exterior Lights
- ProLast™ and ProLast™ Extreme Outdoor Hot Tub Covers
- BLUEWAVE® Stereo
 - Premium Speakers
 - Amplified Sub-Woofer



PERFORMANCE

- Offers up to nine distinct PowerPro® jets for more hydromassage coverage, including the pulsating PowerPro® PX jet, spinning PowerPro® RX jet and bold PowerPro® MX jet
- Features more top-of-the-line rotational PowerPro® RX jets
- Illuminates above and below the water with the most LED light integration. Glowing diverter knobs double as cupholders



DESIGN

- Composed with an elevated back design, also offering protection from the elements
- Incorporates a touchscreen control with a simplified user interface to make usage and maintenance easy
- Showcases higher, backlit waterfalls that cascade water down your neck and back while providing a more breathtaking effect



EASE OF USE

- Operates maximum filter processes and filters hot tub water as needed with CLEARRAY® On-Demand
- Eases maintenance with tool-free cabinet removal
- Compatible with SmartTub™ app for enhanced hot tub care and support, personalized tips and how-to videos



POWERPRO® JETS COLLECTION KEY



J-495™

8 - 9 Seats

DIMENSIONS*
91 in x 110 in x 37.5 in - 43.5 in back
231 cm x 279 cm x 95 cm - 111 cm back

DRY WEIGHT
1,091 lbs. (495 kg.)

TOTAL FILLED WEIGHT
5,261 lbs. (2,386 kg.)

AVERAGE SPA VOLUME
500 US gallons (1,893 liters)

ELECTRICAL
240VAC @ 50A/60A
230VAC 50Hz 1x32A

TOTAL JETS BY TYPE:



Standard \$25,250 | Con Estéreo \$27,250



J-485™

6 - 7 Seats

DIMENSIONS*
91 in x 91 in x 37.5 in - 43.5 in back
231 cm x 231 cm x 95 cm - 111 cm back

DRY WEIGHT
916 lbs. (415.5 kg.)

TOTAL FILLED WEIGHT
5,336 lbs. (2,420 kg.)

AVERAGE SPA VOLUME
435 US gallons (1,647 liters)

ELECTRICAL
240VAC @ 30A/50A/60A
230VAC 50Hz 20A (2 breakers required)

TOTAL JETS BY TYPE:



Standard YH \$22,500 | Con Estéreo YQ \$25,000



J-475™



6-7 Seats

DIMENSIONS*
91 in x 91 in x 37.5 in - 43.5 in back
231 cm x 231 cm x 95 cm - 111 cm back

DRY WEIGHT
925 lbs. (419.5 kg.)

TOTAL FILLED WEIGHT
5,387 lbs. (2,444 kg.)

AVERAGE SPA VOLUME
440 US gallons (1,666 liters)

ELECTRICAL
240VAC @ 30A/50A/60A
230VAC 50Hz 20A (2 breakers required)

TOTAL JETS BY TYPE:



Standard YG \$22,150 | Con Estéreo YP \$24,150



J-445™

6 Seats

DIMENSIONS*
84 in x 84 in x 37.5 in - 43.5 in in back
214 cm x 214 cm x 95 cm - 111 cm back

DRY WEIGHT
855 lbs. (388 kg.)

TOTAL FILLED WEIGHT
4,525 lbs. (2,052 kg.)

AVERAGE SPA VOLUME
440 US gallons (1,666 liters)

ELECTRICAL
240VAC @ 30A/50A/60A
230VAC 50Hz 20A (2 breakers required)

TOTAL JETS BY TYPE:



Standard \$19,900 | Con Estéreo \$21,970



J-435™



5 - 6 Seats

DIMENSIONS*
84 in x 84 in x 37.5 in - 43.5 in in back
214 cm x 214 cm x 95 cm - 111 cm back

DRY WEIGHT
822 lbs. (373 kg.)

TOTAL FILLED WEIGHT
4,492 lbs. (2,037 kg.)

AVERAGE SPA VOLUME
360 US gallons (1,363 liters)

ELECTRICAL
240VAC @ 30A/50A/60A
230VAC 50Hz 20A (2 breakers required)

TOTAL JETS BY TYPE:



Standard YC \$19,700 | Con Estéreo YK \$21,690



J-425™

4 - 5 Seats

DIMENSIONS*
76 in x 87 in x 34 in - 40 in back
193 cm x 221 cm x 86 cm - 102 cm back

DRY WEIGHT
776 lbs. (352 kg.)

TOTAL FILLED WEIGHT
4,279 lbs. (1,941 kg.)

AVERAGE SPA VOLUME
320 US gallons (1,211 liters)


ELECTRICAL
240VAC 60Hz 40A/50A/60A
230VAC 50Hz 17A/13A

TOTAL JETS BY TYPE:




Standard \$18,300 | Con Estéreo \$20,350


ACRYLIC OPTIONS




PROFINISH™ CABINETRY



PROLAST™ COVERS



VINYL COVERS



*All hot tub dimensions are shown in: L x W x H.
**Available on select models

This option available while supplies last

Precios de lista en USD no incluyen IVA.

J-300™

COMFORT
COLLECTION





J-300™

COMFORT COLLECTION

FEATURES:

- PowerPro® Jets
- Specialty PowerPro® BX and FX-L Jets
- Illuminated Control
- CLEARRAY® On-Demand
- 4-Stage Filtration System
- ProStream™ Circulation Pump
- Propolymer™ Foundation
- Tool-Free Cabinet
- Water Rainbow® Waterfall
- ProLite™ LED Lighting
- HydroSoothe™ Massage Pillow
- Illuminated Cup Holders

OPTIONAL FEATURES:

- SmartTub™ Compatible
- CLEARRAY® PRO₃TECT™ Low Output Ozone Generator
- ProClarity® Circulation Pump Filter
- SmartSeal® Insulation
- Exterior Lights
- ProLast™ and ProLast™ Extreme Outdoor Hot Tub Covers
- BLUEWAVE® Stereo
 - Standard Speakers
 - Sub-Woofer



PERFORMANCE

- Delivers a superior hydromassage with PowerPro® Jets
- Features the bubbler PowerPro® BX Jet, exclusive to the J-300™ Collection
- Minimizes water debris with ProClear® filter



DESIGN

- Enhances comfort with ergonomically-designed seating
- Incorporates more LED lighting coverage underwater and above the water
- Features unique HydroSoothe™ massage pillow, delivering a head and neck massage and a cascade of water over neck and shoulders without splashing or spraying



EASE OF USE

- Promptly cleanses hot tub water with CLEARRAY® On-Demand
- Eases maintenance with tool-free cabinetry removal
- Makes usage and maintenance effortless with illuminated topside control panel and back-lit buttons
- Compatible with SmartTub™ app for enhanced hot tub care and support, personalized tips and how-to videos

POWERPRO® JETS COLLECTION KEY



J-385™

6 - 7 Seats

DIMENSIONS*
91 in x 91 in x 38 in
231 cm x 231 cm x 97 cm

DRY WEIGHT
850 lbs. (386 kg.)

TOTAL FILLED WEIGHT
5,771 lbs. (2,618 kg.)

AVERAGE SPA VOLUME
460 US gallons (1,741 liters)

ELECTRICAL
240VAC 60Hz 40A/50A/60A
230VAC 50Hz 17A/13A

TOTAL JETS BY TYPE:



Con arillos de jets Al. ZG \$18,900
 Con arillos de jets Al. y Estéreo ZM \$20,550



J-375™



5 - 6 Seats

DIMENSIONS*
91 in x 91 in x 38 in
231 cm x 231 cm x 97 cm

DRY WEIGHT
830 lbs. (377 kg.)

TOTAL FILLED WEIGHT
5,667 lbs. (2,571 kg.)

AVERAGE SPA VOLUME
445 US gallons (1,685 liters)

ELECTRICAL
240VAC 60Hz 40A/50A/60A
230VAC 50Hz 17A/13A

TOTAL JETS BY TYPE:



Con arillos de jets Al. ZG \$18,900
 Con arillos de jets Al. y Estéreo ZM \$20,550



J-365™

6 - 7 Seats

DIMENSIONS*
84 in x 91 in x 38 in
213 cm x 231 cm x 97 cm

DRY WEIGHT
805 lbs. (365 kg.)

TOTAL FILLED WEIGHT
4,975 lbs. (2,257 kg.)

AVERAGE SPA VOLUME
395 US gallons (1,495 liters)

ELECTRICAL
240VAC 60Hz 40A/50A/60A
230VAC 50Hz 17A/13A

TOTAL JETS BY TYPE:



Con arillos de jets Al. ZF \$17,450
 Con arillos de jets Al. y Estéreo ZL \$19,250



J-355™



5 - 6 Seats

DIMENSIONS*
84 in x 91 in x 38 in
213 cm x 231 cm x 97 cm

DRY WEIGHT
813 lbs. (369 kg.)

TOTAL FILLED WEIGHT
4,900 lbs. (2,223 kg.)

AVERAGE SPA VOLUME
360 US gallons (1,363 liters)

ELECTRICAL
240VAC 60Hz 40A/50A/60A
230VAC 50Hz 17A/13A

TOTAL JETS BY TYPE:



Con arillos de jets Al. ZE \$17,450
 Con arillos de jets Al. y Estéreo ZK \$19,250



J-345™

6 - 7 Seats

DIMENSIONS*
84 in x 84 in x 36 in
213 cm x 213 cm x 92 cm

DRY WEIGHT
777 lbs. (352 kg.)

TOTAL FILLED WEIGHT
4,488 lbs. (2,036 kg.)

AVERAGE SPA VOLUME
345 US gallons (1,306 liters)

ELECTRICAL
240VAC 60Hz 40A/50A/60A
230VAC 50Hz 17A/13A

TOTAL JETS BY TYPE:



Con arillos de jets Al. ZD \$16,350
 Con arillos de jets Al. y Estéreo ZJ \$18,000



J-335™



5 - 6 Seats

DIMENSIONS*
84 in x 84 in x 36 in
213 cm x 213 cm x 92 cm

DRY WEIGHT
764 lbs. (347 kg.)

TOTAL FILLED WEIGHT
4,684 lbs. (2,125 kg.)

AVERAGE SPA VOLUME
350 US gallons (1,325 liters)

ELECTRICAL
240VAC 60Hz 40A/50A/60A
230VAC 50Hz 17A/13A

TOTAL JETS BY TYPE:



Con arillos de jets Al. ZC \$16,350
 Con arillos de jets Al. y Estéreo ZP \$18,000



J-325™

4 - 5 Seats

DIMENSIONS*
84 in x 76 in x 34 in
213 cm x 193 cm x 87 cm

DRY WEIGHT
619 lbs. (281 kg.)

TOTAL FILLED WEIGHT
4,372 lbs. (1,983 kg.)

AVERAGE SPA VOLUME
335 US gallons (1,268 liters)

ELECTRICAL
120VAC 15A or
240VAC 60Hz 30/40A
230VAC 50Hz 13A/10A

TOTAL JETS BY TYPE:



Con arillos de jets Al. ZB \$14,400
 Con arillos de jets Al. y Estéreo \$16,100



J-315™

2 - 3 Seats

DIMENSIONS*
66 in x 76 in x 32 in
168 cm x 193 cm x 81 cm

DRY WEIGHT
531 lbs. (241 kg.)

TOTAL FILLED WEIGHT
2,866 lbs. (1,300 kg.)

AVERAGE SPA VOLUME
210 US gallons (795 liters)


ELECTRICAL
120VAC 15A or
240VAC 60Hz 30/40A
230VAC 50Hz 13A/10A

TOTAL JETS BY TYPE:



Con arillos de jets Al. ZA \$13,250
 Con arillos de jets Al. y Estéreo \$14,970

ACRYLIC OPTIONS



Porcelain Platinum Opal Silver Pearl Sahara Sandstone Desert Sand Monaco Caribbean Surf Midnight

PROFINISH™ CABINETRY



Modern Hardwood Smoked Ebony Brushed Gray

PROLAST™ COVERS



Black Sienna Gray

VINYL COVERS



Bordeaux Cover Silverwood Cover

*All hot tub dimensions are shown in: L x W x H.

This option available while supplies last

Precios de lista en USD no incluyen IVA.

J-200™

CLASSIC
COLLECTION





J-200™

CLASSIC COLLECTION

FEATURES:

- Classic & ClassicPro™ Jets†
- 2-Stage Filtration System
- Comfortable Headrests
- Built-In Drink Holders
- Classic Waterfall
- Multi-Colored Lighting

OPTIONAL FEATURES:

- SmartTub™ Compatible
- ProLast™ and ProLast™ Extreme Outdoor Hot Tub Covers
- BLUEWAVE® Stereo on Select Models
 - Standard Speakers



PERFORMANCE

- Offers a complete hydromassage experience with tested jet placement
- Expands ergonomic options with a variety of jet configurations to find the right massage for you



DESIGN

- Maximizes durability and efficiency with strong acrylic shell and full foam insulation
- Features UV-resistant cabinet that stays beautiful longer



EASE OF USE

- Simplifies usage with one-button operation controls
- Facilitates maintenance with top-loading filtration system
- Compatible with SmartTub™ app for enhanced hot tub care and support, personalized tips and how-to videos



J-280™

6 - 7 Seats

TOTAL JETS
44 ClassicPro™ Jets

DIMENSIONS*
90 in x 90 in x 36.5 in
229 cm x 229 cm x 93 cm

DRY WEIGHT
885 lbs. (401 kg.)

TOTAL FILLED WEIGHT
5,639 lbs. (2,558 kg.)

AVERAGE SPA VOLUME
460 US gallons (1,741 liters)

ELECTRICAL
240VAC 60Hz 40A/50A/60A
230VAC 50Hz 20A/30A/40A

Standard ZX \$13,520 Con Estéreo ZW \$14,750



J-275™ LOUNGE

6 Seats

TOTAL JETS
45 ClassicPro™ Jets

DIMENSIONS*
90 in x 90 in x 36.5 in
229 cm x 229 cm x 93 cm

DRY WEIGHT
807 lbs. (366 kg.)

TOTAL FILLED WEIGHT
5,227 lbs. (2,371 kg.)

AVERAGE SPA VOLUME
420 US gallons (1,590 liters)

ELECTRICAL
240VAC 60Hz 40A/50A/60A
230VAC 50Hz 20A/30A/40A

Standard ZH \$13,520 Con Estéreo ZN \$14,750



J-245™

6 - 7 Seats

TOTAL JETS
35 ClassicPro™ Jets

DIMENSIONS*
84 in x 84 in x 36 in
214 cm x 214 cm x 92 cm

DRY WEIGHT
827 lbs. (375 kg.)

TOTAL FILLED WEIGHT
4,747 lbs. (2,153 kg.)

AVERAGE SPA VOLUME
360 US gallons (1,363 liters)

ELECTRICAL
240VAC 60Hz 40A/50A/60A
230VAC 50Hz 20A/30A/40A

Standard VZ \$12,100 Con Estéreo ZZ \$13,300



J-235™ LOUNGE

6 Seats

TOTAL JETS
35 ClassicPro™ Jets

DIMENSIONS*
84 in x 84 in x 36 in
214 cm x 214 cm x 92 cm

DRY WEIGHT
718 lbs. (326 kg.)

TOTAL FILLED WEIGHT
4,554 lbs. (2,066 kg.)

AVERAGE SPA VOLUME
360 US gallons (1,363 liters)

ELECTRICAL
240VAC 60Hz 40A/50A/60A
230VAC 50Hz 20A/30A/40A

Standard ZI \$12,100 Con Estéreo ZO \$13,300



J-225™

4 - 5 Seats

TOTAL JETS
23 Classic Jets

DIMENSIONS*
84 in x 76 in x 34.5 in
214 cm x 193 cm x 87 cm

DRY WEIGHT
562 lbs. (255 kg.)

TOTAL FILLED WEIGHT
4,219 lbs. (1,914 kg.)

AVERAGE SPA VOLUME
354 US gallons (1,340 liters)

ELECTRICAL
120VAC 60Hz 15A or
240VAC 60Hz 30A/40A
230VAC 50Hz 20A/30A

Standard ZI \$11,100 Con Estéreo ZO \$12,350



J-215™

2 - 3 Seats

TOTAL JETS
19 Classic Jets

DIMENSIONS*
66 in x 76 in x 32 in
168 cm x 193 cm x 81 cm

DRY WEIGHT
492 lbs. (223 kg.)

TOTAL FILLED WEIGHT
2,780 lbs. (1,261 kg.)

AVERAGE SPA VOLUME
220 US gallons (833 liters)

ELECTRICAL
120VAC @ 15A
240VAC @ 30A/40A
230VAC 50Hz 20A/30A

Standard VZ \$10,620 Con Estéreo ZZ \$11,850



J-210™

4 Seats

TOTAL JETS
19 Classic Jets

DIMENSIONS*
78 in x 36 in
198 cm x 92 cm

DRY WEIGHT
527 lbs. (239 kg.)

TOTAL FILLED WEIGHT
3,112 lbs. (1,412 kg.)

AVERAGE SPA VOLUME
240 US gallons (908 liters)

ELECTRICAL
120VAC 60Hz 15A
240VAC 60Hz 30A/40A
230VAC 50Hz 20A/30A

Standard ZQ \$10,750



ACRYLIC OPTIONS



Porcelain




Platinum




Opal



Silver Pearl




Sahara




Sandstone



Desert Sand



Monaco



Caribbean Surf




Midnight

PROENDURE™ CABINETRY



Brazilian Teak




Silverwood




Roasted Chestnut


PROLAST™ COVERS



Black




Sienna



Gray



Bordeaux Cover



Silverwood Cover

VINYL COVERS

*All hot tub dimensions are shown in: L x W x H.

†Select models

This option available while supplies last

Precios de lista en USD no incluyen IVA.

ACCESORIES COVERS





HOT TUB COVER.


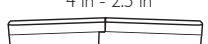
Haga que la protección de su inversión sea elegante y simple.



Su primera línea de defensa en el cuidado del agua. Desde vinilo básico hasta cubiertas premium PROLAST™, las cubiertas genuinas Jacuzzi® retienen el calor y ofrecen protección para el jacuzzi cuando no está en uso.

COVERS



PROLAST™ Extreme Covers		CARACTERÍSTICAS	ESPESOR	MATERIAL
UPGRADE	Cubiertas exteriores premium. Diseñada para climas duros y fríos.	Espuma densa soporta cargas pesadas de nieve Angular para promover el escape Resistente al agua y las manchas para proporcionar una superficie fácil de limpiar Propiedades superiores de resistencia a los rayos UV	2 lbs.	PROLAST™ Outdoor all-weather fabric.
		ALTURA	ASAS	ACABADOS
		5 in - 3 in 	6 exteriores 2 interiores	Hilo para exterior de doble costura hecho de fuertes fibras resistentes a los rayos UV

PROLAST™ Covers		CARACTERÍSTICAS	ESPESOR	MATERIAL
UPGRADE	* 25% más ligero para un manejo más fácil y dándole un toque premium a su decoración de exterior.	25% más ligero Resistente al agua Propiedades superiores de resistencia a los rayos UV	1.5 lbs.	PROLAST™ Outdoor all-weather fabric.
		ALTURA	ASAS	ACABADOS
		4 in - 2.5 in 	6 exteriores 2 interiores	Hilo para exterior de doble costura hecho de fuertes fibras resistentes a los rayos UV

STANDARD VINYL	CARACTERÍSTICAS	ESPESOR	MATERIAL
Las cubiertas estándar ayudan a mantener el calor y protege de los desechos y basura fuera de su bañera de hidromasaje	Funda de Spa básica Estructura de vinilo duradero	1.5 lbs.	PROLAST™ Outdoor all-weather fabric.
	ALTURA	ASAS	ACABADOS
	4 in - 2.5 in 	6 exteriores 2 interiores	Hilo para exterior de doble costura hecho de fuertes fibras resistentes a los rayos UV

COVER MATRIX

OPCIONES DE COLOR Y MATERIAL

HOT TUB MODELS	Model Year	DIMENSIONS L x W (in) All are ± 1/2"	VINYL		PROLAST™			PROLAST™ EXTRTEME		
			SILVERWOOD	BORDEAUX	SIENNA	GRAY	BLACK	SIENNA	GRAY	BLACK
J-575™	All	91 x 91 1/2	N/A	N/A	6476-525PM	6476-525PG	6476-525PC	6476-525PEM	6476-525PEG	6476-525PEC
J-585™	All	91 x 91 1/2	N/A	N/A	6476-525PM	6476-525PG	6476-525PC	6476-525PEM	6476-525PEG	6476-525PEC
J-495™	2020+	91 1/2 x 111	6476-062G	6476-062M	6476-062PM	6476-062PG	6476-062PC	6476-062PEM	6476-062PEG	6476-062PEC
J-475™/J-485™	All	92 1/4 x 92 7/16	6476-546G	6476-546M	6476-546PM	6476-546PG	6476-546PC	6476-546PEM	6476-546PEG	6476-546PEC
J-465™	All	88 3/4 x 89 1/2	6476-502G	6476-502M	6476-502PM	6476-502PG	6476-502PC	6476-502PEM	6476-502PEG	6476-502PEC
J-445™/J-435™	All	85 x 85	6476-545G	6476-545M	6476-545PM	6476-545PG	6476-545PC	6476-545PEM	6476-545PEG	6476-545PEC
J-425™	2020+	77 1/4 x 87 1/4	6476-061G	6476-061M	6476-061PM	6476-061PG	6476-061PC	6476-061PEM	6476-061PEG	6476-061PEC
J-LX®/J-LXL® (WITH SKIRT)	All	85 x 85	N/A	6476-511M	6476-511PM	6476-511PG	6476-511PC	6476-511PEM	6476-511PEG	6476-511PEC
J-LX®/J-LXL® (NO SKIRT)	All	85 x 85	N/A	6476-046M	6476-046PM	6476-046PG	6476-046PC	6476-046PEM	6476-046PEG	6476-046PEC
J-385™	All	92 x 92	6476-522G	6476-522M	6476-522PM	6476-522PG	6476-522PC	6476-522PEM	6476-522PEG	6476-522PEC
J-375™	2014+	92 x 92	6476-522G	6476-522M	6476-522PM	6476-522PG	6476-522PC	6476-522PEM	6476-522PEG	6476-522PEC
J-365™	2014+	92 x 85	6476-520G	6476-520M	6476-520PM	6476-520PG	6476-520PC	6476-520PEM	6476-520PEG	6476-520PEC
J-355™	2014+	92 x 85	6476-520G	6476-520M	6476-520PM	6476-520PG	6476-520PC	6476-520PEM	6476-520PEG	6476-520PEC
J-345™	2014+	85 x 85	6476-521G	6476-521M	6476-521PM	6476-521PG	6476-521PC	6476-521PEM	6476-521PEG	6476-521PEC
J-335™	2014+	85 x 85	6476-521G	6476-521M	6476-521PM	6476-521PG	6476-521PC	6476-521PEM	6476-521PEG	6476-521PEC
J-325™	2014+	77 x 85	6476-523G	6476-523M	6476-523PM	6476-523PG	6476-523PC	6476-523PEM	6476-523PEG	6476-523PEC
J-315™	2014+	77 x 67	6476-524G	6476-524M	6476-524PM	6476-524PG	6476-524PC	6476-524PEM	6476-524PEG	6476-524PEC
J-280™	All	91 x 91	6476-509G	6476-509M	6476-509PM	6476-509PG	6476-509PC	6476-509PEM	6476-509PEG	6476-509PEC
J-275™	All	91 x 91	6476-509G	6476-509M	6476-509PM	6476-509PG	6476-509PC	6476-509PEM	6476-509PEG	6476-509PEC
J-245™	All	85 1/2 x 85 1/2	6476-014G	6476-014M	6476-014PM	6476-014PG	6476-014PC	6476-014PEM	6476-014PEG	6476-014PEC
J-235™	All	85 1/2 x 85 1/2	6476-014G	6476-014M	6476-014PM	6476-014PG	6476-014PC	6476-014PEM	6476-014PEG	6476-014PEC
J-210™	All	77 x 85	6476-010G	6476-010M	6476-010PM	6476-010PG	6476-010PC	6476-010PEM	6476-010PEG	6476-010PEC
J-225™	All	77 x 67	6476-041G	6476-041M	6476-041PM	6476-041PG	6476-041PC	6476-041PEM	6476-041PEG	6476-041PEC
J-215™	All	Ø79	6476-042G	6476-042M	6476-042PM	6476-042PG	6476-042PC	6476-042PEM	6476-042PEG	6476-042PEC
COVERS FOR OLDER MODEL HOT TUBS										
J-495™	2015-2019	90 1/4 x 109 1/4	6476-515G	6476-515M	6476-515PM	6476-515PG	6476-515PC	6476-515PEM	6476-515PEG	6476-515PEC
J-480™	All	93 x 93 1/2	6476-500G	6476-500M	6476-500PM	6476-500PG	6476-500PC	6476-500PEM	6476-500PEG	6476-500PEC
J-470™	All	91 1/2 x 92	6476-501G	6476-501M	6476-501PM	6476-501PG	6476-501PC	6476-501PEM	6476-501PEG	6476-501PEC
J-460™	All	77 1/2 x 89	6476-503G	6476-503M	6476-503PM	6476-503PG	6476-503PC	6476-503PEM	6476-503PEG	6476-503PEC
J-425™	2015-2019	76 x 88	6476-514G	6476-514M	6476-514PM	6476-514PG	6476-514PC	6476-514PEM	6476-514PEG	6476-514PEC
J-415™	All	76 x 66	6476-513G	6476-513M	6476-513PM	6476-513PG	6476-513PC	6476-513PEM	6476-513PEG	6476-513PEC
J-380™	2002-2006	93 1/2 x 93 1/2	2475-210	N/A	2475-500PM	2475-500PG	2475-500PC	2475-500PEM	2475-500PEG	2475-500PEC
J-375™	2005-2013	91 x 91	6476-504G	6476-504M	6476-504PM	6476-504PG	6476-504PC	6476-504PEM	6476-504PEG	6476-504PEC
J-355™	2005-2013	91 x 84	6476-505G	6476-505M	6476-505PM	6476-505PG	6476-505PC	6476-505PEM	6476-505PEG	6476-505PEC
J-335™	2005-2013	84 1/2 x 84 1/2	6476-506G	6476-506M	6476-506PM	6476-506PG	6476-506PC	6476-506PEM	6476-506PEG	6476-506PEC
J-325™	2005-2013	76 x 84	6476-507G	6476-507M	6476-507PM	6476-507PG	6476-507PC	6476-507PEM	6476-507PEG	6476-507PEC
J-315™	2005-2013	77 x 67	6476-508G	6476-508M	6476-508PM	6476-508PG	6476-508PC	6476-508PEM	6476-508PEG	6476-508PEC

OPCIONES DE COLOR Y MATERIAL

HOT TUB MODELS	Model Year	DIMENSIONS L x W (in) All are ± 1/2"	PRICING UPGRADE W/ SPA			PRICING FOR REPLACEMENT		
			STD VINYL	PROLAST™	PROLAST™ EXTREME	STD VINYL	PROLAST™	PROLAST™ EXTREME
J-575™	All	91 x 91 1/2	N/A	\$ -	\$ 179	N/A	\$ 1,557	\$ 1,742
J-585™	All	91 x 91 1/2	N/A	\$ -	\$ 179	N/A	\$ 1,557	\$ 1,742
J-495™	2020+	91 1/2 x 111	-	\$ 89	\$ 268	\$ 1,424	\$ 1,517	\$ 1,706
J-475™/J-485™	All	92 1/4 x 92 7/16	-	\$ 89	\$ 268	\$ 1,171	\$ 1,264	\$ 1,449
J-465™	All	88 3/4 x 89 1/2	-	\$ 89	\$ 268	\$ 821	\$ 914	\$ 1,103
J-445™/J-435™	All	85 x 85	-	\$ 89	\$ 268	\$ 821	\$ 914	\$ 1,103
J-425™	2020+	77 1/4 x 87 1/4	-	\$ 89	\$ 268	\$ 821	\$ 914	\$ 1,103
J-LX®/J-LXL® (WITH SKIRT)	All	85 x 85	-	\$ 89	\$ 268	\$ 821	\$ 914	\$ 1,103
J-LX®/J-LXL® (NO SKIRT)	All	85 x 85	-	\$ 89	\$ 268	\$ 821	\$ 914	\$ 1,103
J-385™	All	92 x 92	-	\$ 89	\$ 268	\$ 821	\$ 914	\$ 1,103
J-375™	2014+	92 x 92	-	\$ 89	\$ 268	\$ 821	\$ 914	\$ 1,103
J-365™	2014+	92 x 85	-	\$ 89	\$ 268	\$ 821	\$ 914	\$ 1,103
J-355™	2014+	92 x 85	-	\$ 89	\$ 268	\$ 821	\$ 914	\$ 1,103
J-345™	2014+	85 x 85	-	\$ 89	\$ 268	\$ 821	\$ 914	\$ 1,103
J-335™	2014+	85 x 85	-	\$ 89	\$ 268	\$ 821	\$ 914	\$ 1,103
J-325™	2014+	77 x 85	-	\$ 89	\$ 268	\$ 821	\$ 914	\$ 1,103
J-315™	2014+	77 x 67	-	\$ 89	\$ 268	\$ 821	\$ 914	\$ 1,103
J-280™	All	91 x 91	-	\$ 89	\$ 268	\$ 821	\$ 914	\$ 1,103
J-275™	All	91 x 91	-	\$ 89	\$ 268	\$ 821	\$ 914	\$ 1,103
J-245™	All	85 1/2 x 85 1/2	-	\$ 89	\$ 268	\$ 821	\$ 914	\$ 1,103
J-235™	All	85 1/2 x 85 1/2	-	\$ 89	\$ 268	\$ 821	\$ 914	\$ 1,103
J-225™	All	77 x 85	-	\$ 89	\$ 268	\$ 821	\$ 914	\$ 1,103
J-215™	All	77 x 67	-	\$ 89	\$ 268	\$ 821	\$ 914	\$ 1,103
J-210™	All	Ø79	-	\$ 89	\$ 268	\$ 821	\$ 914	\$ 1,103
COVERS FOR OLDER MODEL HOT TUBS								
J-495™	2015-2019	90 1/4 x 109 1/4	-	\$ 89	\$ 268	\$ 1,424	\$ 1,517	\$ 1,706
J-480™	All	93 x 93 1/2	-	\$ 89	\$ 268	\$ 1,171	\$ 1,264	\$ 1,449
J-470™	All	91 1/2 x 92	-	\$ 89	\$ 268	\$ 1,171	\$ 1,264	\$ 1,449
J-460™	All	77 1/2 x 89	-	\$ 89	\$ 268	\$ 821	\$ 914	\$ 1,103
J-425™	2015-2019	76 x 88	-	\$ 89	\$ 268	\$ 821	\$ 914	\$ 1,103
J-415™	All	76 x 66	-	\$ 89	\$ 268	\$ 821	\$ 914	\$ 1,103
J-380™	2002-2006	93 1/2 x 93 1/2	-	\$ 89	\$ 268	\$ 821	\$ 914	\$ 1,103
J-375™	2005-2013	91 x 91	-	\$ 89	\$ 268	\$ 821	\$ 914	\$ 1,103
J-355™	2005-2013	91 x 84	-	\$ 89	\$ 268	\$ 821	\$ 914	\$ 1,103
J-335™	2005-2013	84 1/2 x 84 1/2	-	\$ 89	\$ 268	\$ 821	\$ 914	\$ 1,103
J-325™	2005-2013	76 x 84	-	\$ 89	\$ 268	\$ 821	\$ 914	\$ 1,103
J-315™	2005-2013	77 x 67	-	\$ 89	\$ 268	\$ 821	\$ 914	\$ 1,103

STEPS

HOT TUB STEPS.

Escalones de primera calidad diseñados para complementar perfectamente el exterior de su Jacuzzi.

Ofrecemos escalones de madera sintética de alta calidad que combinan perfectamente con los revestimientos de su Spa y con varias opciones de color.

Estos elegantes escalones son la mejor opción para aumentar la estética y la seguridad. También disponibles en un económico plástico, Handi Step con y sin luz.





6473-107 G, K, M.

Un solo escalón de madera sintética de 30"
Montaje rápido con banda de rodadura simple texturada con listones anchos y borde superior del marco.

Disponible en: Gray (G), Teak (K), Mahogany (M)

6473-107 G, K, M.

\$465



6473-106 G, K, M.

Escalón vertical doble de madera sintética de 32"
De montaje rápido. Texturizado

Disponible en: Gray (G), Teak (K), Mahogany (M)

6473-106 G, K, M.

\$720



6473-278 K, M.

Escalón vertical de madera sintética de 36" con pasamanos
Serie Jacuzzi LX con barandilla y gabinete de almacenamiento, cerradura opcional, dos niveles, 22" de profundidad.

Disponible en: Gray (G), Teak (K), Mahogany (M)

6473-278 K, M.

\$1,340



6473-100 G, K, M.

Handi Step II, Plástico

Una solución versátil y fácil de montar en su Jacuzzi. Construido para años de estabilidad y resistencia con un mantenimiento mínimo, este escalón funciona con spas tanto redondos como cuadrados.

Disponible en: Gray (G), Teak (K), Mahogany (M)

6473-100 G, K, M.

\$180



6473-036

Soporte Rail Stand

Para mayor soporte al usar el riel Safe-T, se desliza debajo de la base del spa.
Nota: el producto no girará con la base instalada.

6473-036

\$360



6473-035

Spa Caddy

Mantenga sus necesidades al alcance de la mano, despreocupese de perder las llaves, celulares y otros elementos importantes. El Caddy los mantiene secos, pero al alcance de la mano.

6473-035



6473-200 G, K, M.

Handi Step II, Plástico con luz LED

Una solución versátil y fácil de montar en su Jacuzzi. Construido para años de estabilidad y resistencia con un mantenimiento mínimo, este escalón funciona con spas tanto redondos como cuadrados. Viene con kit de luz LED.

Disponible en: Gray (G), Teak (K), Mahogany (M)

6473-200 G, K, M.

\$250



6473-037

Safe T-Rail

Para salir y entrar fácilmente de cualquier Jacuzzi. Este riel ajustable antideslizante con un cómodo y firme agarre de espuma negra se adhiere a cualquier spa para brindar dicha comodidad y seguridad. Construido con un recubrimiento aluminio negro, libre de óxido.

6473-037

\$360

**Necesita adaptador
Adaptador de luz para escalón.
Cable requerido para todos los pasos con luz (excepto J-500)

6560-199

\$75



Cañón Grande 7720,
Col. La Estanzuela
Monterrey, N.L. 64984

T. (81)8625 5000
info@artexa.com

**Artexa Experience
& Design Center Mexico City**
Homero 1433 Mezzanine
Col. Polanco II Secc.
Delegación Miguel Hidalgo,
Ciudad de México 11540
citas@artexa.com

Oficina de proyectos
Dakota 204, 3er piso, desp. 302
Col. Napoles
Ciudad de México 03810
T. (55)5256 5373

ArtexaMx artexamx

www.artexa.com



©2020 Jacuzzi Hot Tubs. All rights reserved. Jacuzzi® is a registered trademark of Jacuzzi Inc. used with permission. All other brands, product names, company names, trade names, trademarks and service marks used are the property of their respective owners. Jacuzzi Hot Tubs may make product modifications and enhancements. Specifications may change without notice. International products may be configured differently to meet local electrical requirements. Dimensions are approximate. Manufactured under one or more United States patent numbers. Other patents may apply.

www.jacuzzi.com
13925 City Center Drive, Suite 200
Chino Hills, CA 91709

Part No: 2890-043G
6/20



MIX
Paper from
responsible sources
FSC® C103525

